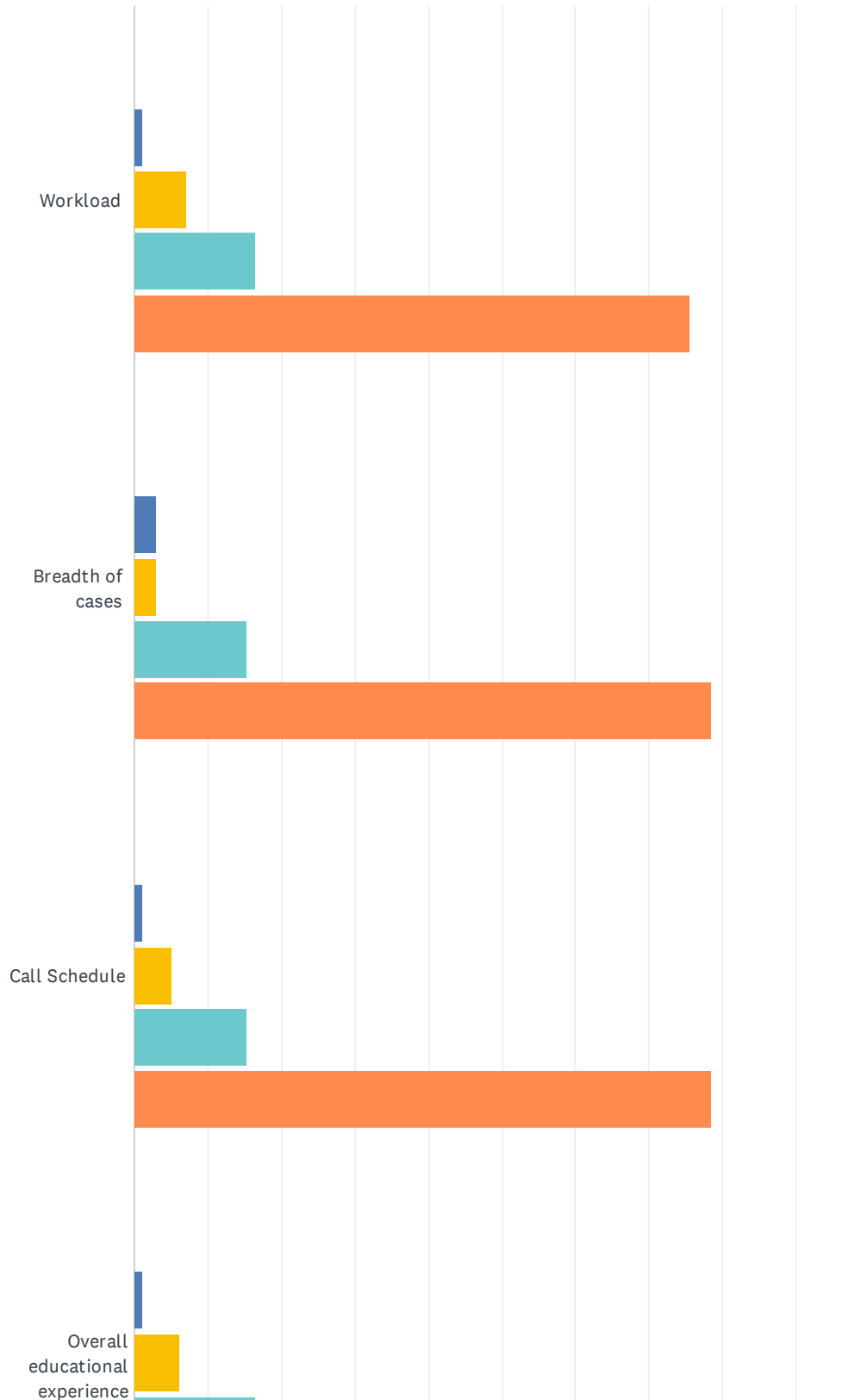
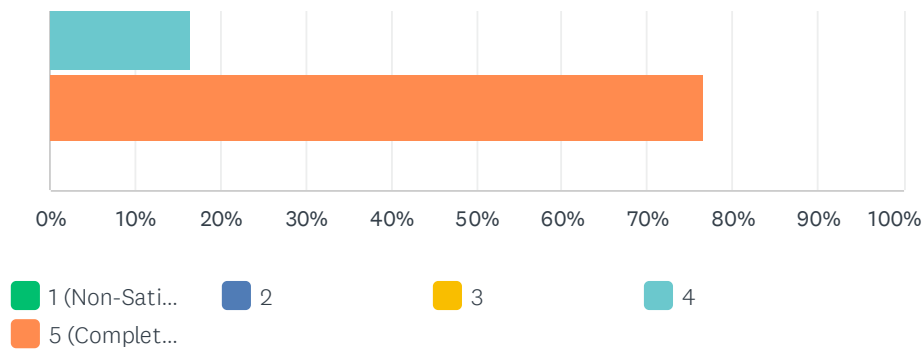


Q3 Please rank your experience during your fellowship year on a scale of 1-5, with 1 being non-satisfactory, and 5 being completely satisfactory.

Answered: 98 Skipped: 0



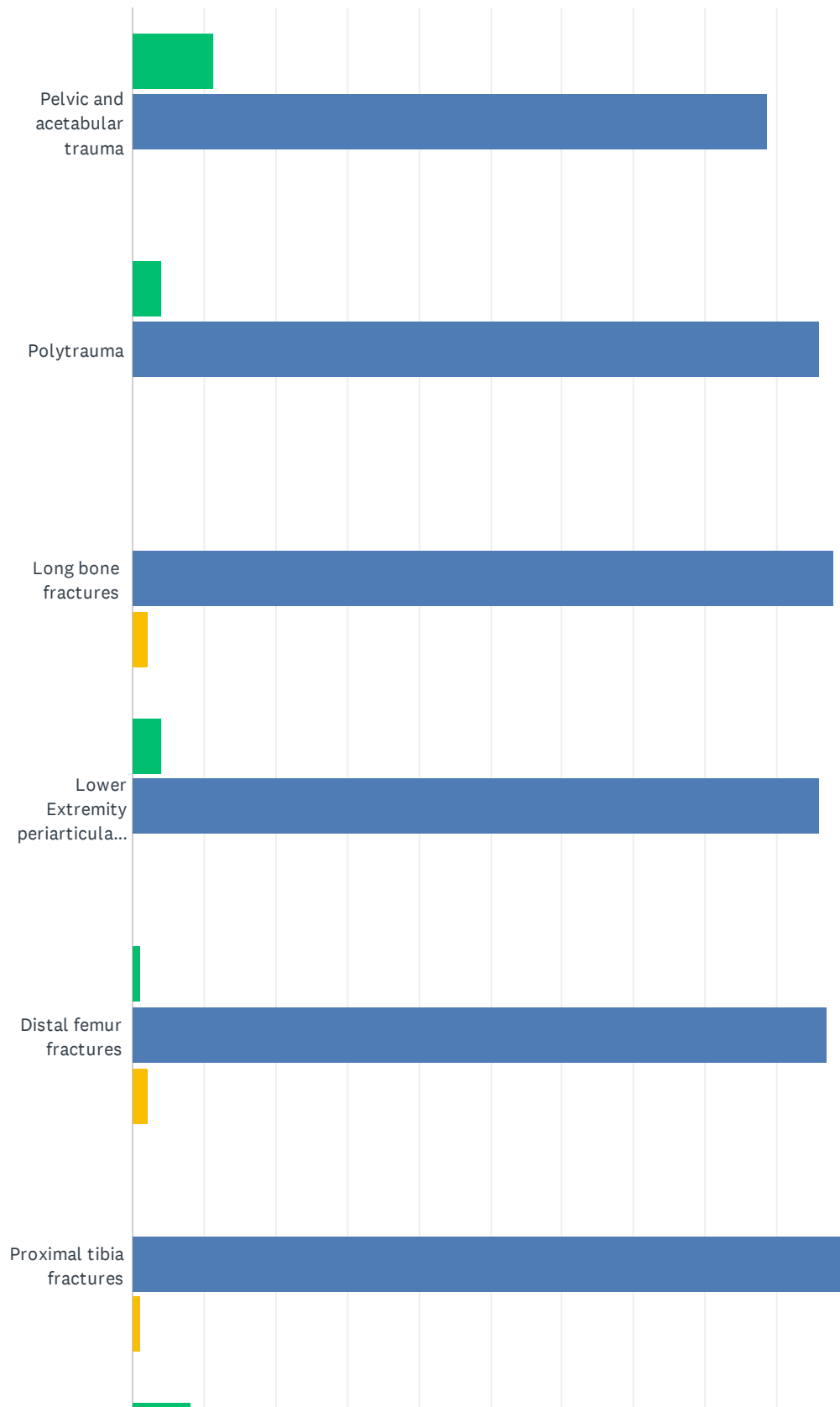
## 2025 Post Fellowship Survey



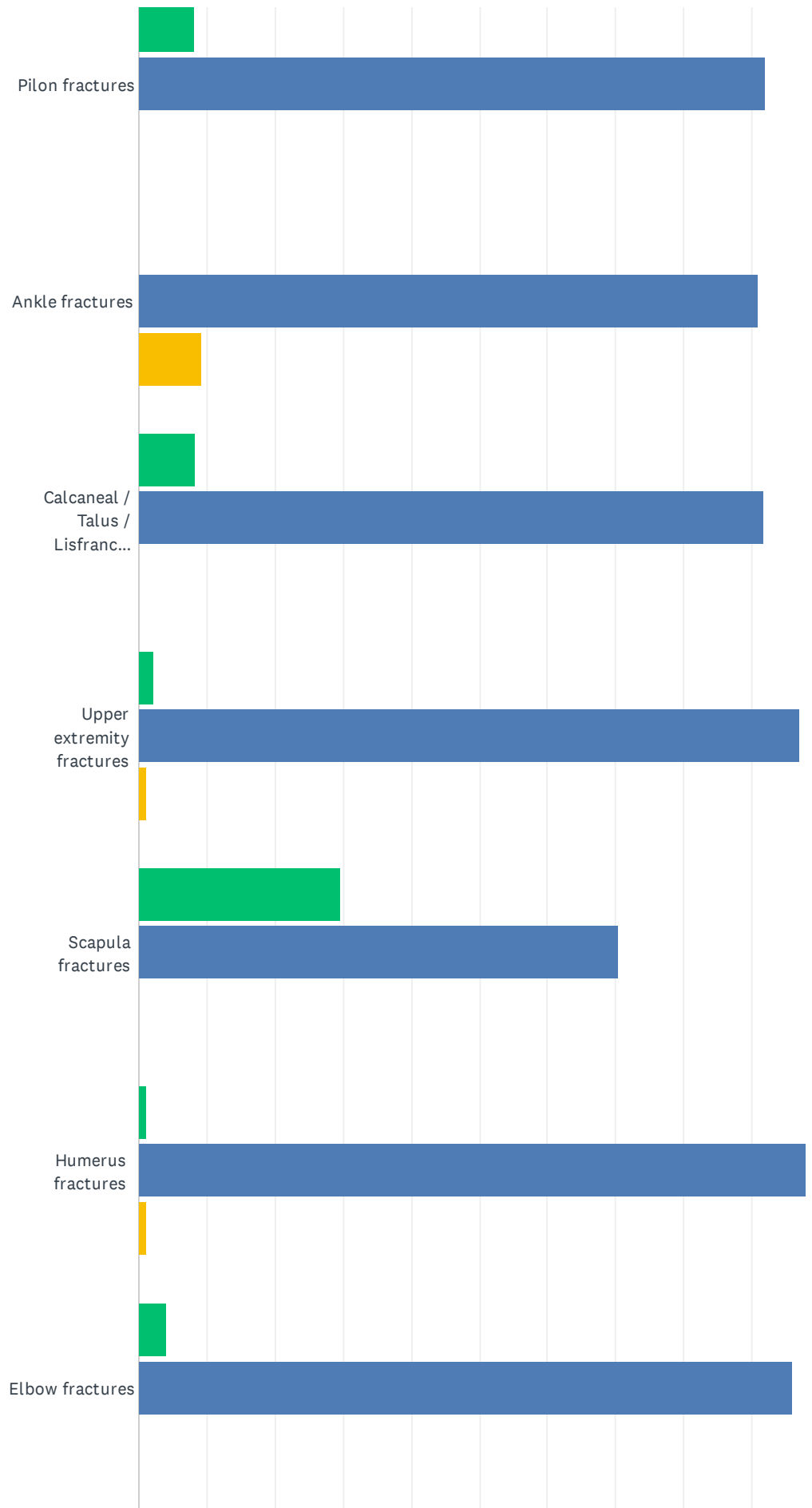
	1 (NON-SATISFACTORY)	2	3	4	5 (COMPLETELY SATISFIED)	TOTAL
Workload	0.00% 0	1.02% 1	7.14% 7	16.33% 16	75.51% 74	98
Breadth of cases	0.00% 0	3.06% 3	3.06% 3	15.31% 15	78.57% 77	98
Call Schedule	0.00% 0	1.02% 1	5.10% 5	15.31% 15	78.57% 77	98
Overall educational experience	0.00% 0	1.02% 1	6.12% 6	16.33% 16	76.53% 75	98

## Q4 For each of the following, please rate your level of exposure.

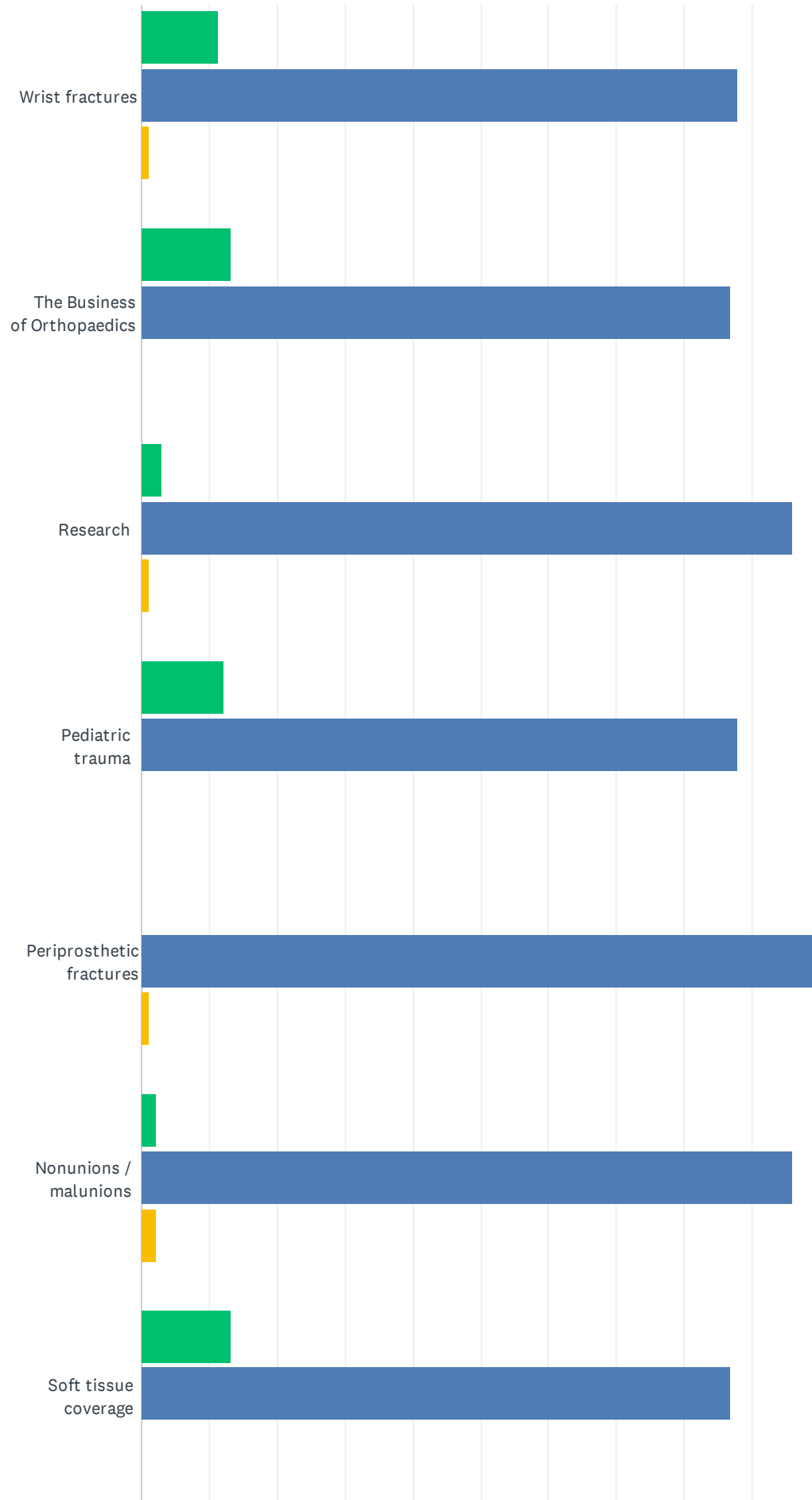
Answered: 98 Skipped: 0



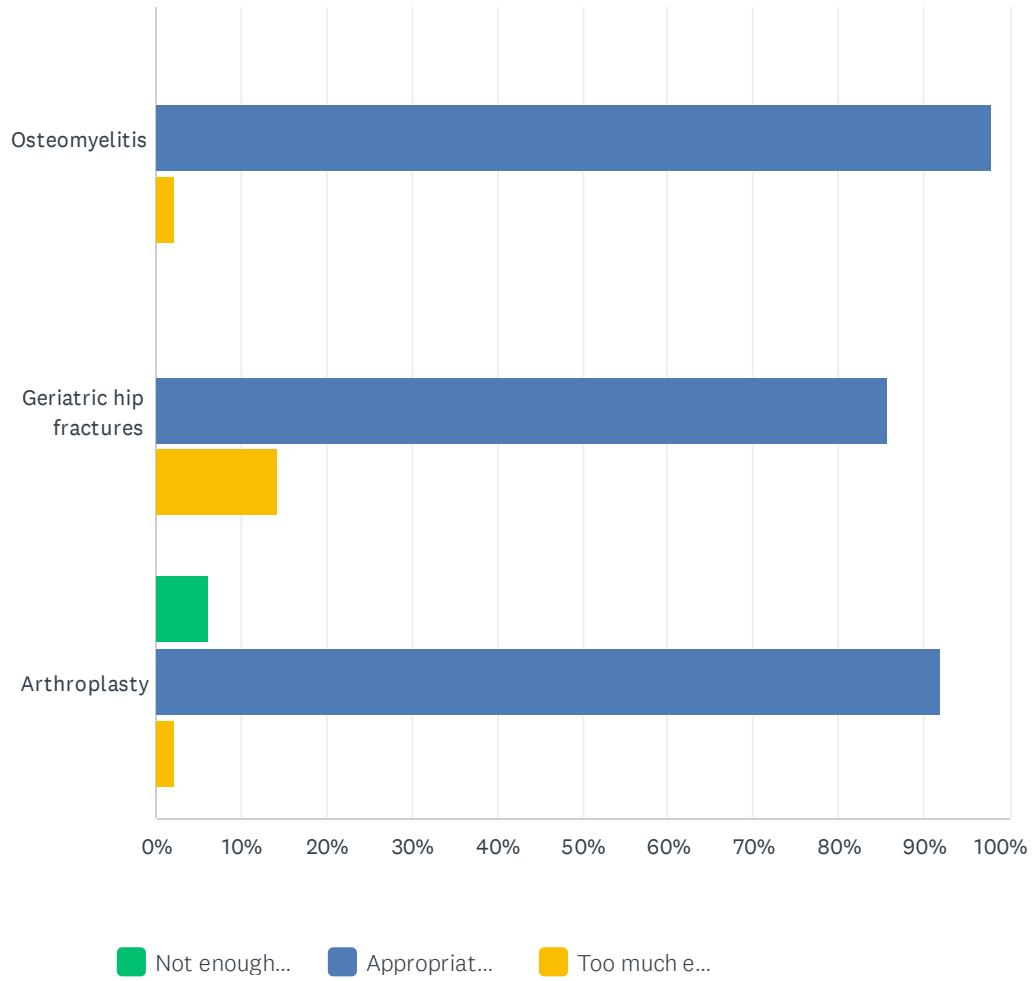
## 2025 Post Fellowship Survey



## 2025 Post Fellowship Survey



## 2025 Post Fellowship Survey

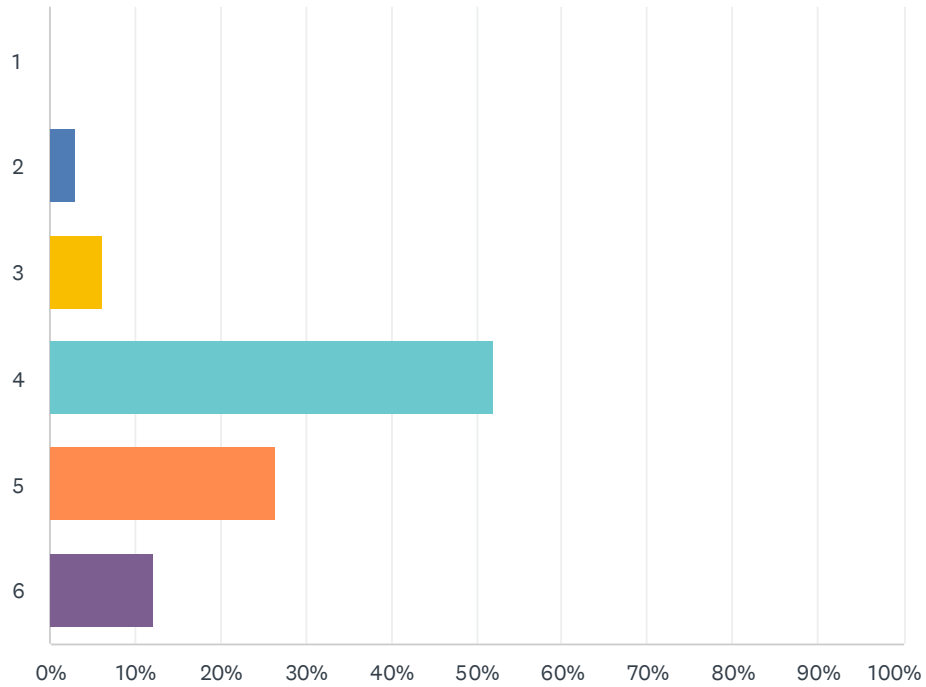


# 2025 Post Fellowship Survey

	NOT ENOUGH EXPOSURE	APPROPRIATE EXPOSURE	TOO MUCH EXPOSURE	TOTAL	WEIGHTED AVERAGE
Pelvic and acetabular trauma	11.34% 11	88.66% 86	0.00% 0	97	1.89
Polytrauma	4.12% 4	95.88% 93	0.00% 0	97	1.96
Long bone fractures	0.00% 0	97.96% 96	2.04% 2	98	2.02
Lower Extremity periarticular fractures	4.08% 4	95.92% 94	0.00% 0	98	1.96
Distal femur fractures	1.02% 1	96.94% 95	2.04% 2	98	2.01
Proximal tibia fractures	0.00% 0	98.98% 97	1.02% 1	98	2.01
Pilon fractures	8.16% 8	91.84% 90	0.00% 0	98	1.92
Ankle fractures	0.00% 0	90.82% 89	9.18% 9	98	2.09
Calcaneal / Talus / Lisfranc Fractures	8.25% 8	91.75% 89	0.00% 0	97	1.92
Upper extremity fractures	2.04% 2	96.94% 95	1.02% 1	98	1.99
Scapula fractures	29.59% 29	70.41% 69	0.00% 0	98	1.70
Humerus fractures	1.02% 1	97.96% 96	1.02% 1	98	2.00
Elbow fractures	4.08% 4	95.92% 94	0.00% 0	98	1.96
Wrist fractures	11.22% 11	87.76% 86	1.02% 1	98	1.90
The Business of Orthopaedics	13.27% 13	86.73% 85	0.00% 0	98	1.87
Research	3.06% 3	95.92% 94	1.02% 1	98	1.98
Pediatric trauma	12.24% 12	87.76% 86	0.00% 0	98	1.88
Periprosthetic fractures	0.00% 0	98.98% 97	1.02% 1	98	2.01
Nonunions / malunions	2.04% 2	95.92% 94	2.04% 2	98	2.00
Soft tissue coverage	13.27% 13	86.73% 85	0.00% 0	98	1.87
Osteomyelitis	0.00% 0	97.96% 96	2.04% 2	98	2.02
Geriatric hip fractures	0.00% 0	85.71% 84	14.29% 14	98	2.14
Arthroplasty	6.12% 6	91.84% 90	2.04% 2	98	1.96

## Q5 How many days per week did you attend morning signout rounds or patient ward rounds?

Answered: 98 Skipped: 0

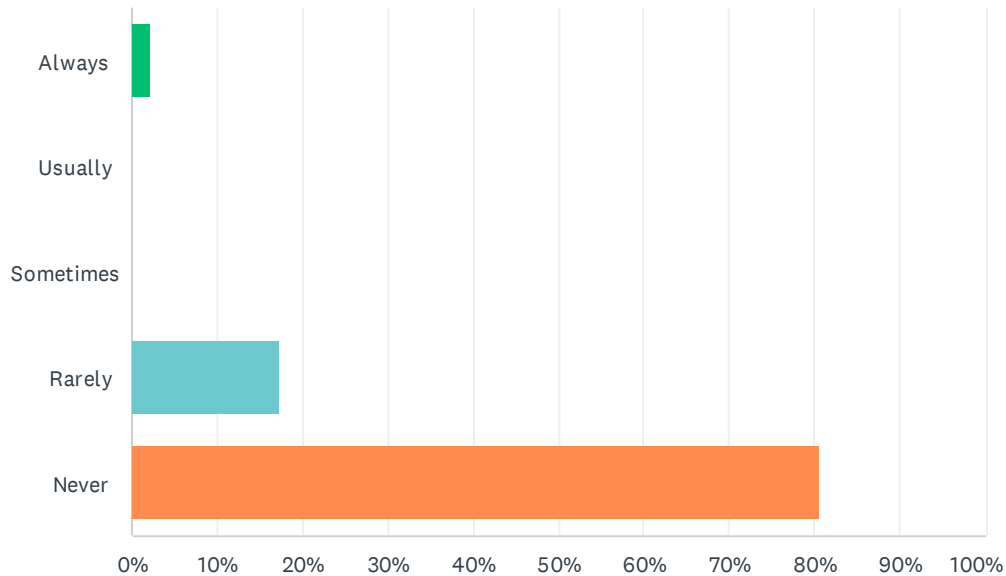


ANSWER CHOICES	RESPONSES	
1	0.00%	0
2	3.06%	3
3	6.12%	6
4	52.04%	51
5	26.53%	26
6	12.24%	12
TOTAL		98



Q6 During your fellowship, how often did you feel uncomfortable or that you were operating without adequate supervision (either directly or indirectly available)?

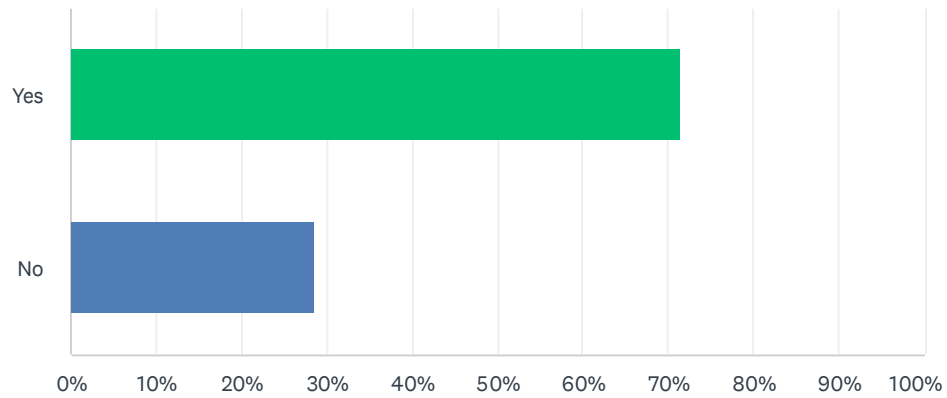
Answered: 98 Skipped: 0



ANSWER CHOICES	RESPONSES	
Always	2.04%	2
Usually	0.00%	0
Sometimes	0.00%	0
Rarely	17.35%	17
Never	80.61%	79
TOTAL		98

## Q7 Did you take call during your fellowship as an attending?

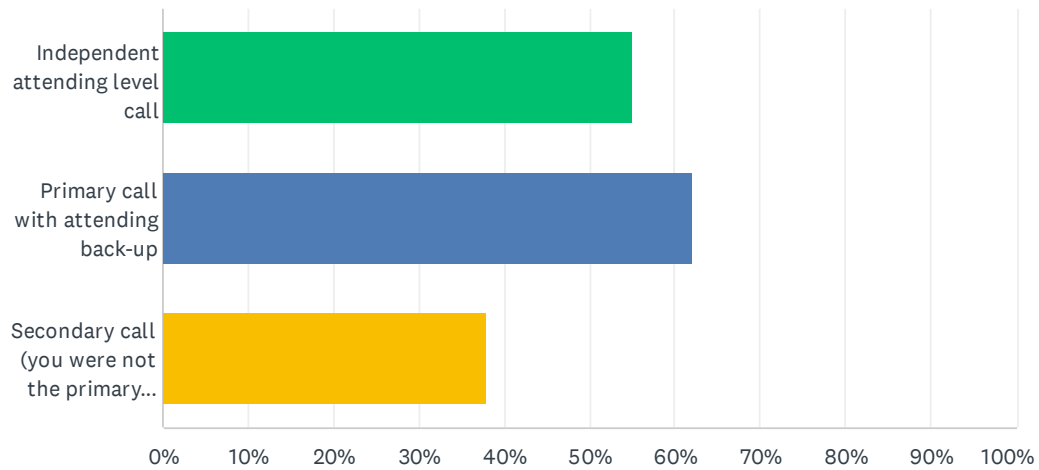
Answered: 98 Skipped: 0



ANSWER CHOICES	RESPONSES	
Yes	71.43%	70
No	28.57%	28
TOTAL		98

## Q8 IF #7 is YES, check all that apply:

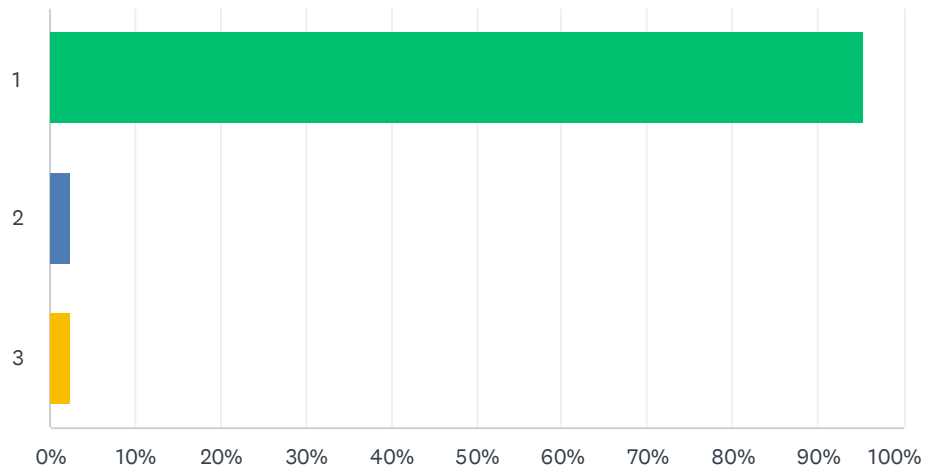
Answered: 71   Skipped: 27



ANSWER CHOICES	RESPONSES	
Independent attending level call	54.93%	39
Primary call with attending back-up	61.97%	44
Secondary call (you were not the primary contact, but still had obligations and/or responsibilities)	38.03%	27
Total Respondents: 71		

## Q9 When on call, how many hospitals are you covering?

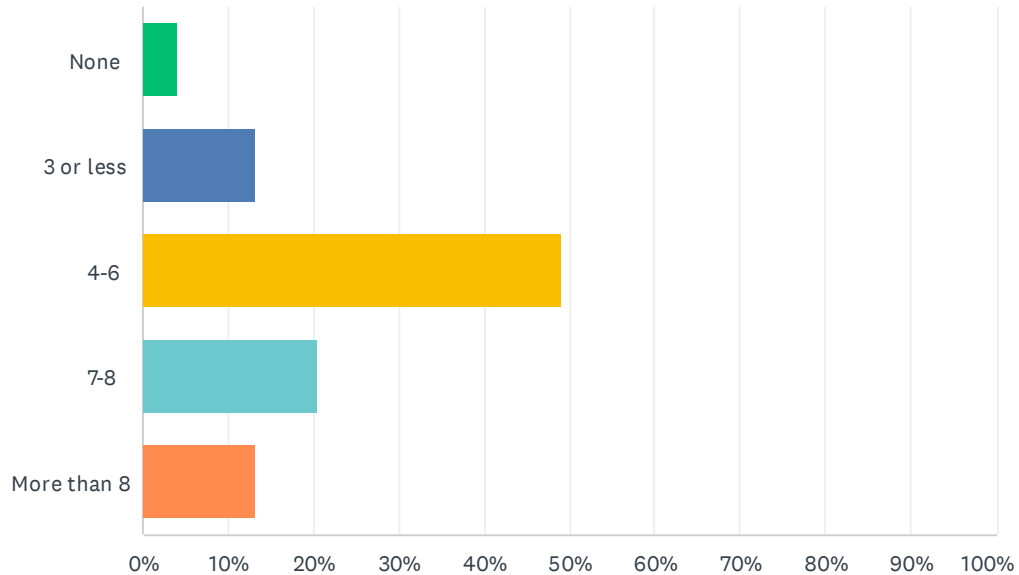
Answered: 87 Skipped: 11



ANSWER CHOICES	RESPONSES	
1	95.40%	83
2	2.30%	2
3	2.30%	2
TOTAL		87

## Q10 How many call nights per month (average) did you take during your fellowship year?

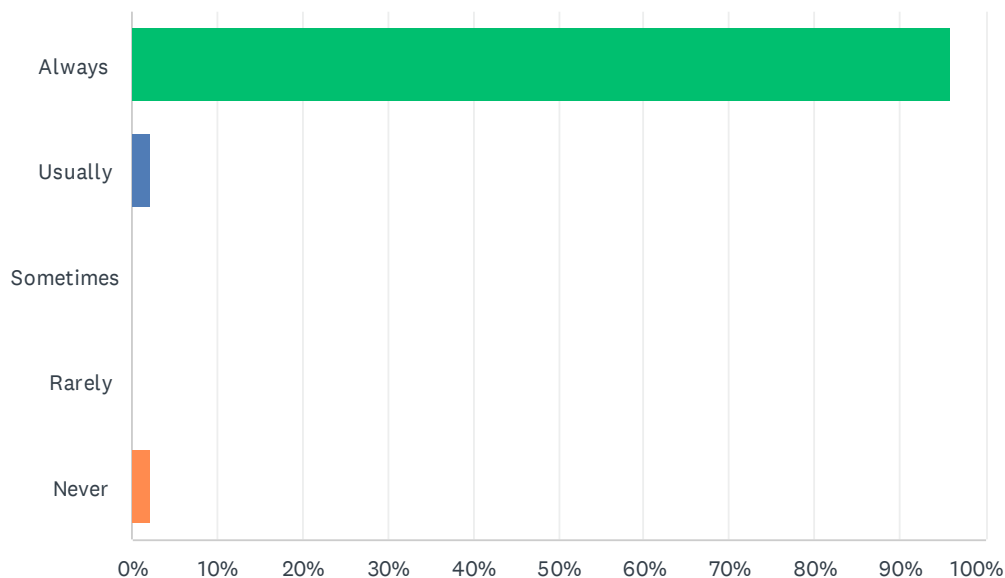
Answered: 98 Skipped: 0



ANSWER CHOICES	RESPONSES	
None	4.08%	4
3 or less	13.27%	13
4-6	48.98%	48
7-8	20.41%	20
More than 8	13.27%	13
TOTAL		98

# Q11 If/when you took independent call, how often did you feel that you had adequate backup if you needed help with complex decision making or help with a case?

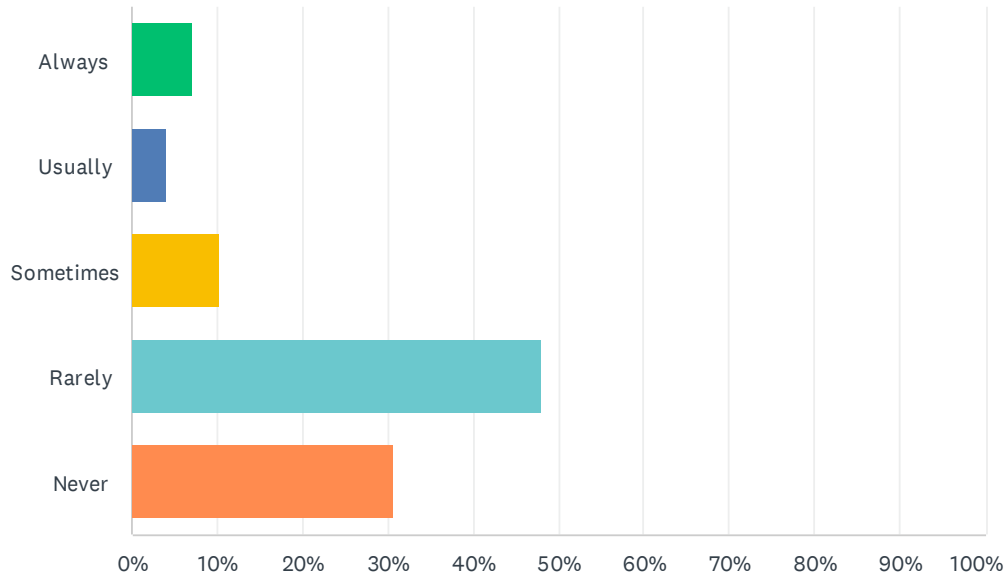
Answered: 98 Skipped: 0



ANSWER CHOICES	RESPONSES	
Always	95.92%	94
Usually	2.04%	2
Sometimes	0.00%	0
Rarely	0.00%	0
Never	2.04%	2
TOTAL		98

## Q12 How often during your fellowship did you not have attending evaluate case prior to patient leaving the room?

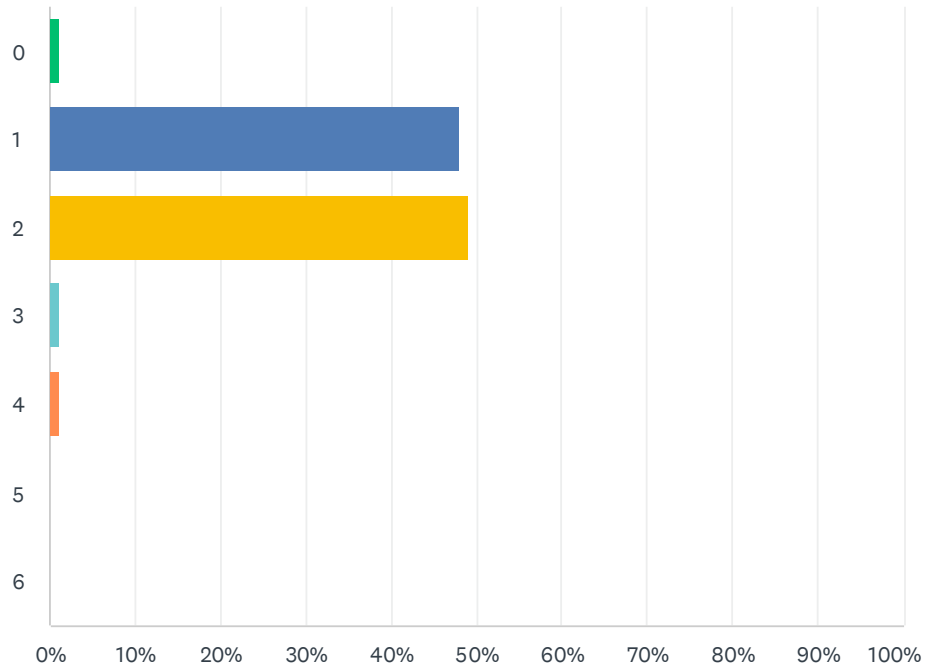
Answered: 98 Skipped: 0



ANSWER CHOICES	RESPONSES	
Always	7.14%	7
Usually	4.08%	4
Sometimes	10.20%	10
Rarely	47.96%	47
Never	30.61%	30
TOTAL		98

### Q13 On average, how many half day sessions were spent in clinic weekly? (Full day clinic =2)

Answered: 98 Skipped: 0

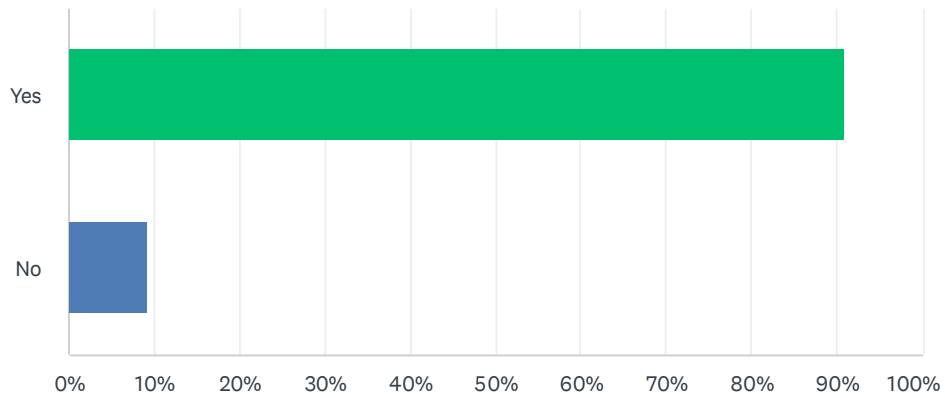


ANSWER CHOICES	RESPONSES	
0	1.02%	1
1	47.96%	47
2	48.98%	48
3	1.02%	1
4	1.02%	1
5	0.00%	0
6	0.00%	0
TOTAL		98



## Q14 Is there a fellow level conference?

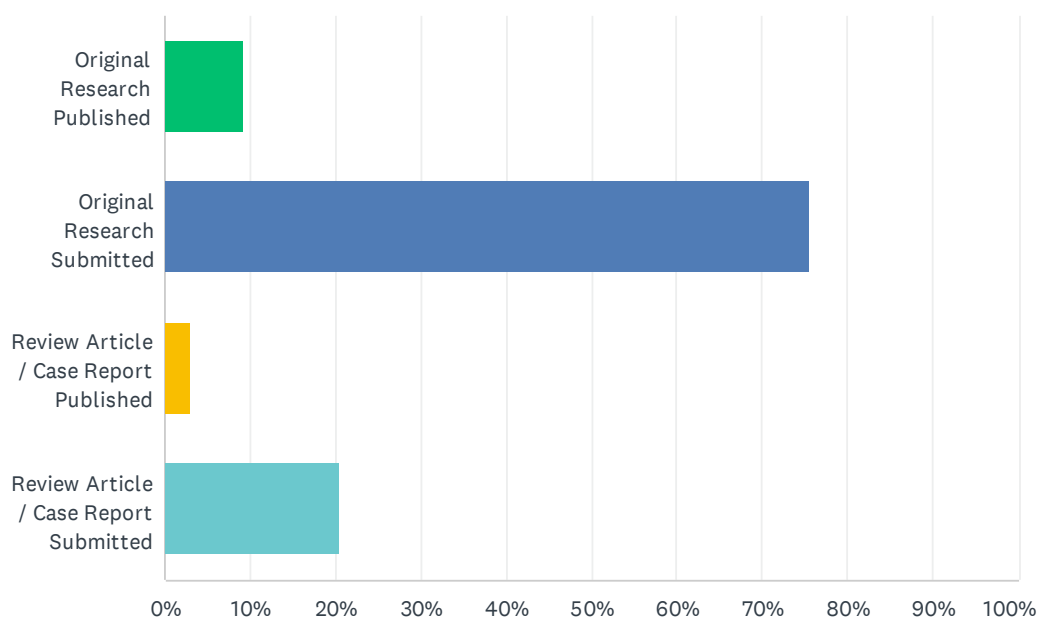
Answered: 98 Skipped: 0



ANSWER CHOICES	RESPONSES	
Yes	90.82%	89
No	9.18%	9
TOTAL		98

## Q15 Did you complete a scholarly project during your fellowship year?

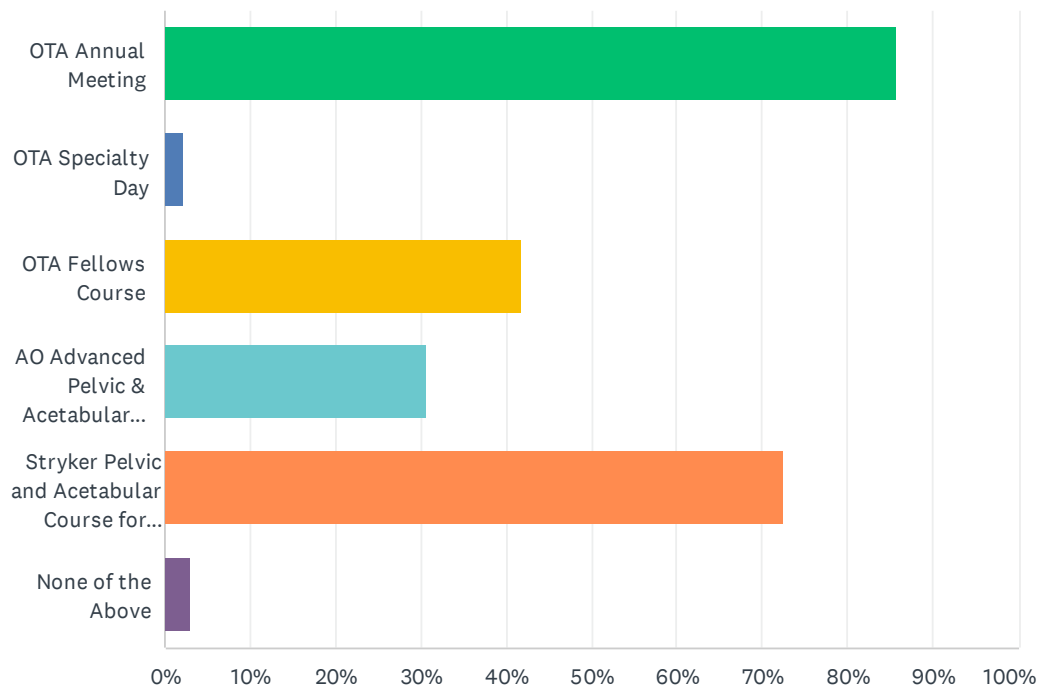
Answered: 98 Skipped: 0



ANSWER CHOICES	RESPONSES	
Original Research Published	9.18%	9
Original Research Submitted	75.51%	74
Review Article / Case Report Published	3.06%	3
Review Article / Case Report Submitted	20.41%	20
Total Respondents: 98		

## Q16 Indicate which course you attended during the year. Please check all that apply.

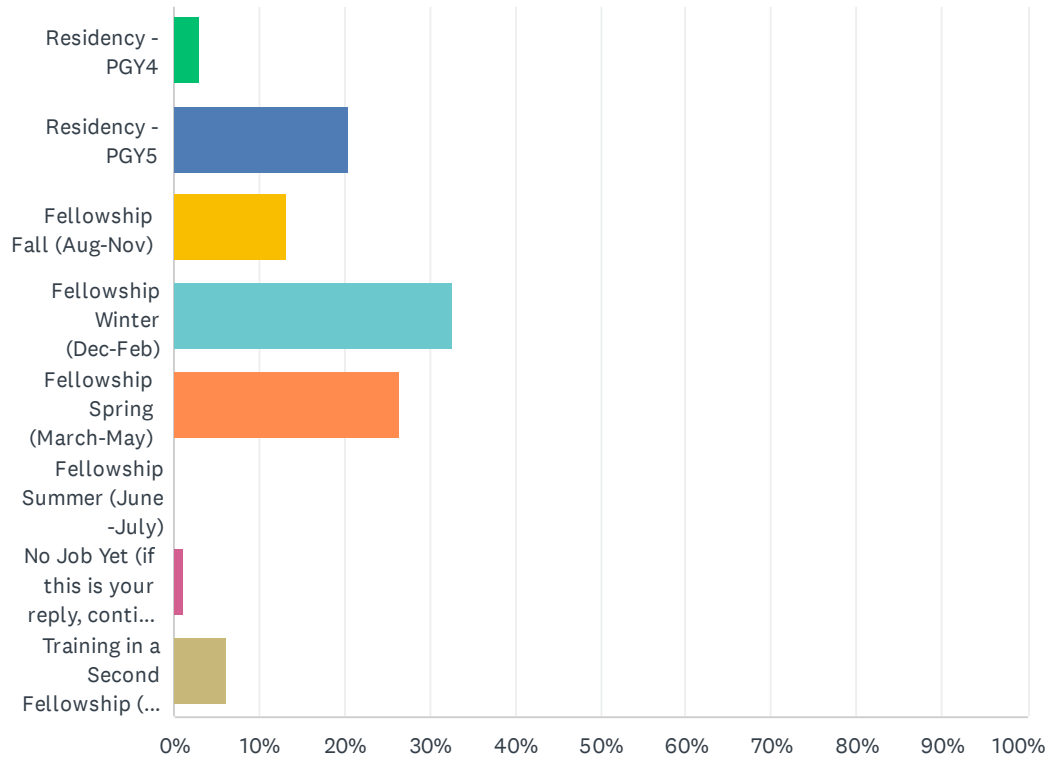
Answered: 98 Skipped: 0



ANSWER CHOICES	RESPONSES	
OTA Annual Meeting	85.71%	84
OTA Specialty Day	2.04%	2
OTA Fellows Course	41.84%	41
AO Advanced Pelvic & Acetabular Course	30.61%	30
Stryker Pelvic and Acetabular Course for Fellows	72.45%	71
None of the Above	3.06%	3
Total Respondents: 98		

## Q17 At what point did you secure your future employment either as a verbal or written agreement?

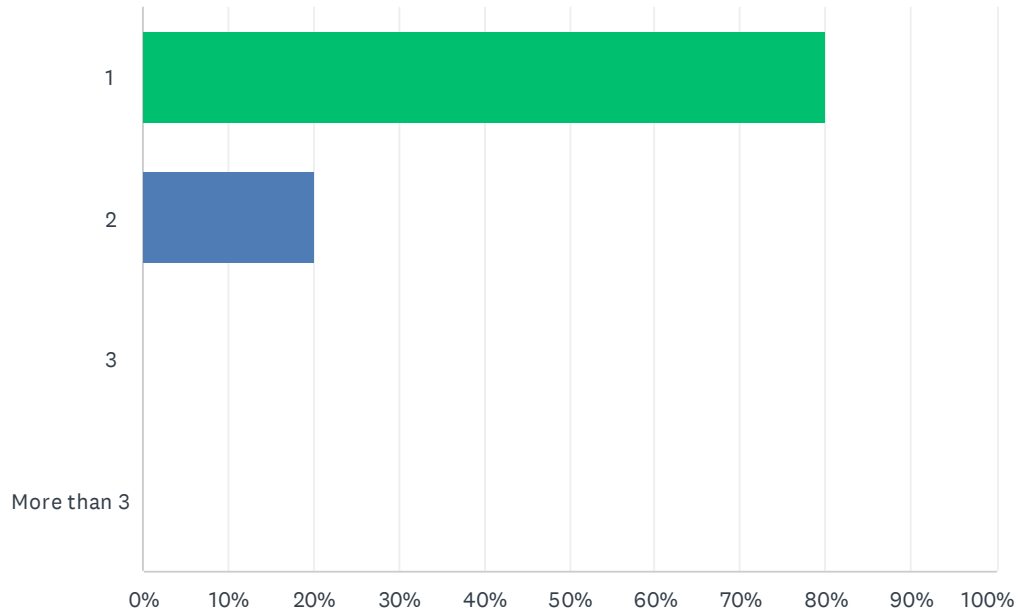
Answered: 98 Skipped: 0



ANSWER CHOICES	RESPONSES	
Residency - PGY4	3.06%	3
Residency - PGY5	20.41%	20
Fellowship Fall (Aug-Nov)	13.27%	13
Fellowship Winter (Dec-Feb)	32.65%	32
Fellowship Spring (March-May)	26.53%	26
Fellowship Summer (June -July)	0.00%	0
No Job Yet (if this is your reply, continue to page 3)	1.02%	1
Training in a Second Fellowship (if this is your reply, continue to page 3)	6.12%	6
Total Respondents: 98		

## Q18 For the position you took, how many times did you interview at the location prior to making your decision?

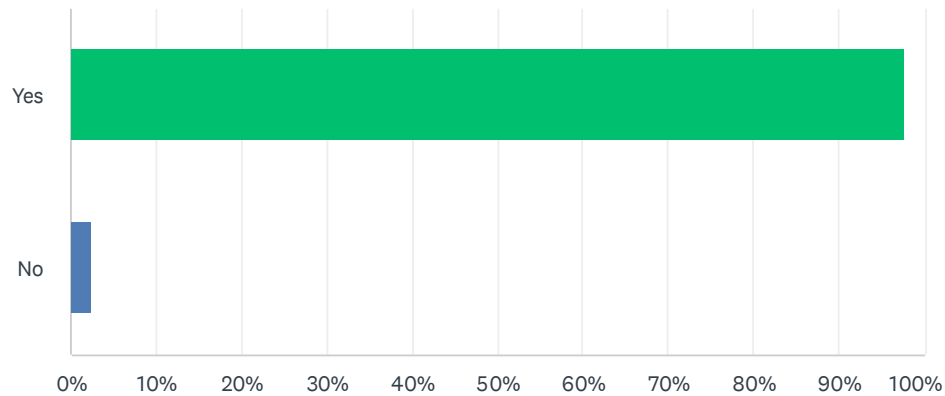
Answered: 90 Skipped: 8



ANSWER CHOICES	RESPONSES	
1	80.00%	72
2	20.00%	18
3	0.00%	0
More than 3	0.00%	0
TOTAL		90

## Q19 Did you feel supported in obtaining a job from your fellowship faculty?

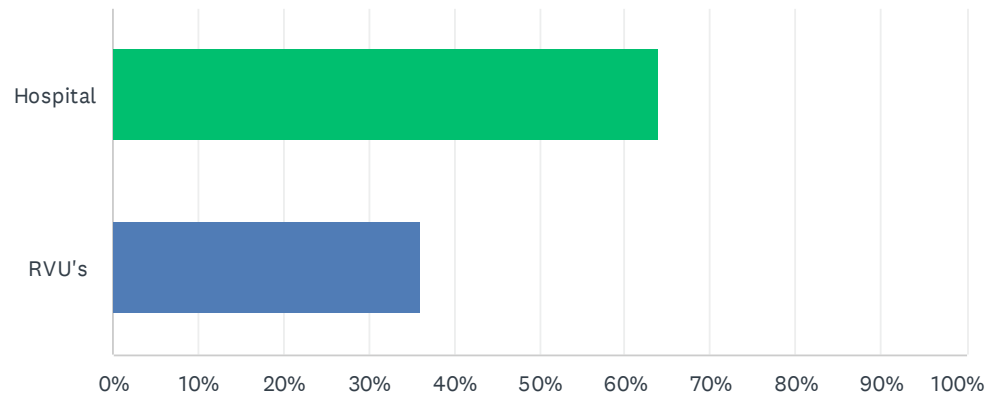
Answered: 86 Skipped: 12



ANSWER CHOICES	RESPONSES	
Yes	97.67%	84
No	2.33%	2
Total Respondents: 86		

## Q20 Is your pay based on contributions from the hospital or RVU's?

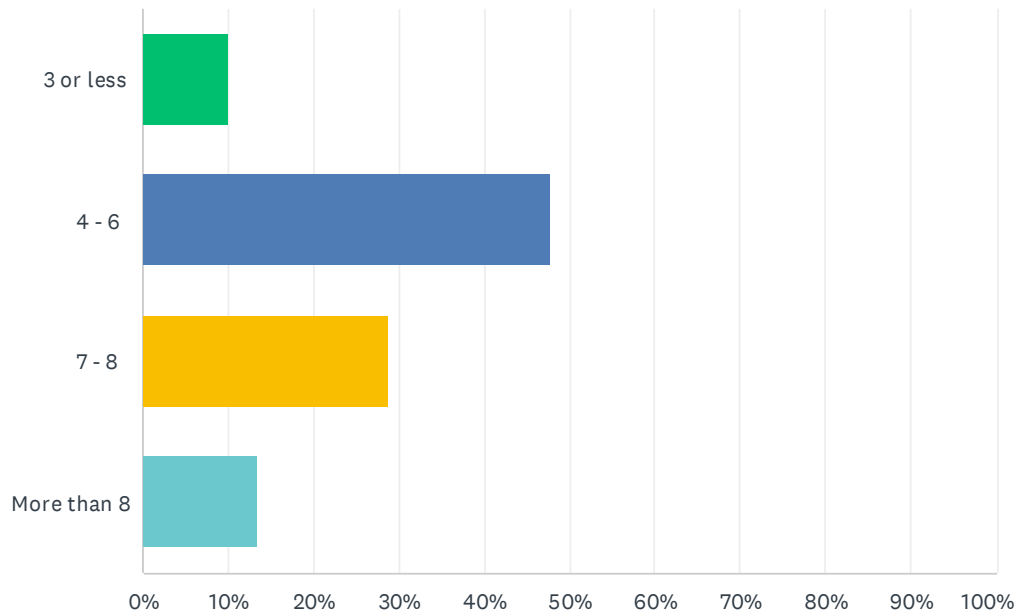
Answered: 89 Skipped: 9



ANSWER CHOICES	RESPONSES	
Hospital	64.04%	57
RVU's	35.96%	32
TOTAL		89

## Q21 Number of nights on call anticipated per month:

Answered: 90 Skipped: 8

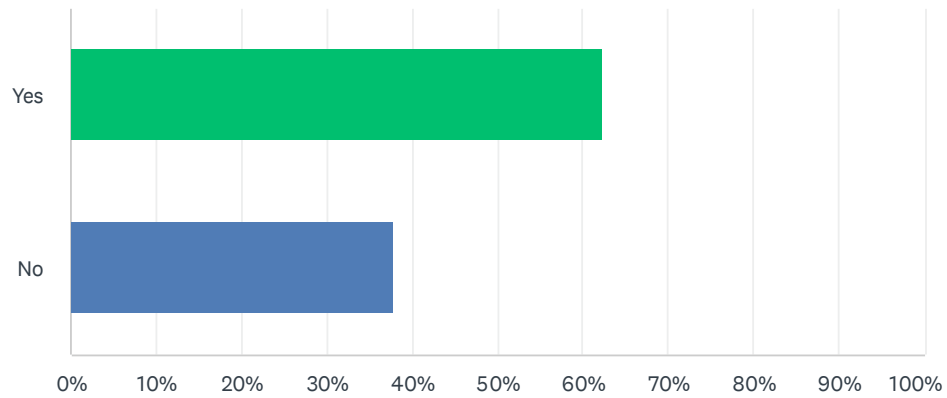


ANSWER CHOICES	RESPONSES	
3 or less	10.00%	9
4 - 6	47.78%	43
7 - 8	28.89%	26
More than 8	13.33%	12
TOTAL		90



## Q22 Will you receive call pay?

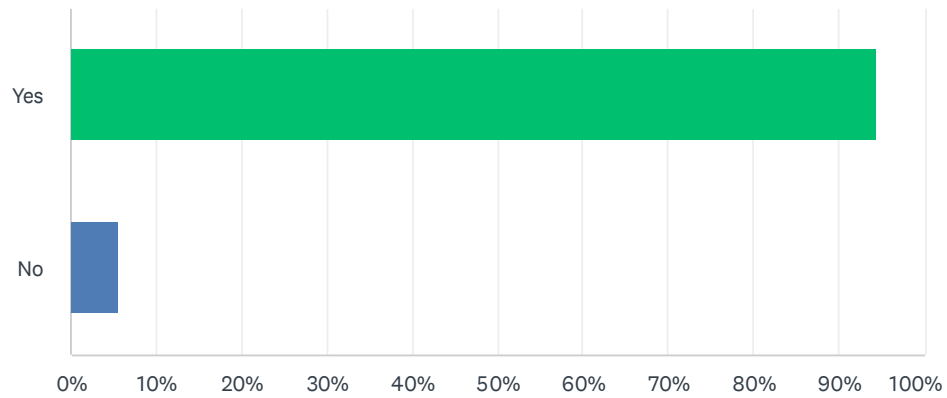
Answered: 90 Skipped: 8



ANSWER CHOICES	RESPONSES	
Yes	62.22%	56
No	37.78%	34
TOTAL		90

## Q23 Will you have a dedicated trauma OR available to you?

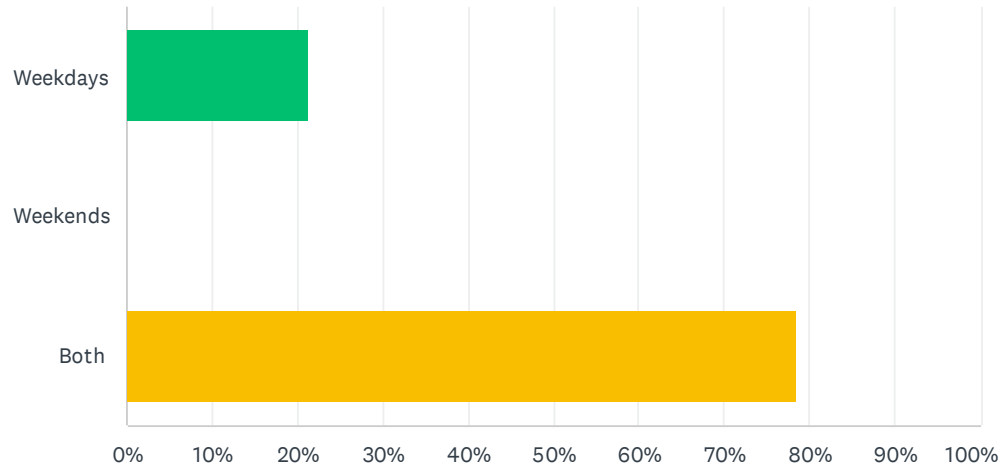
Answered: 90 Skipped: 8



ANSWER CHOICES	RESPONSES	
Yes	94.44%	85
No	5.56%	5
TOTAL		90

## Q24 If you have a dedicated orthopaedic trauma OR, please check availability:

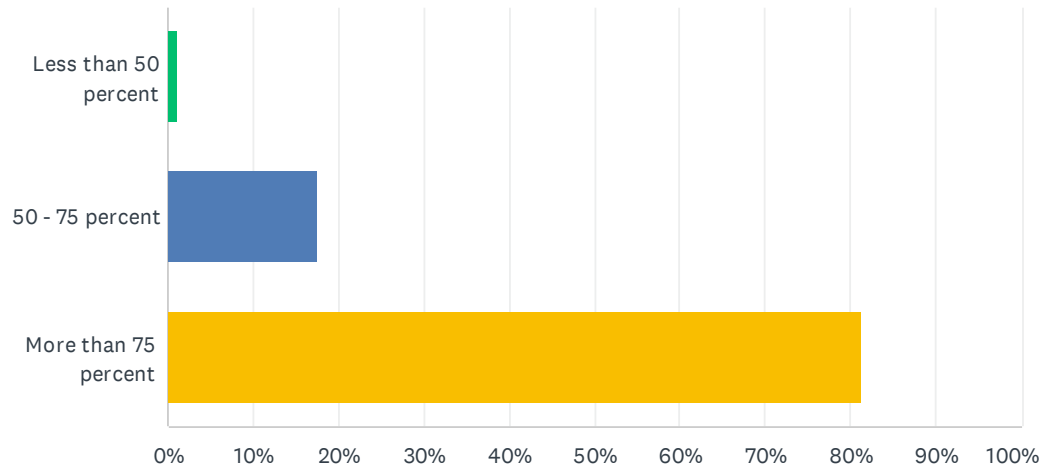
Answered: 84   Skipped: 14



ANSWER CHOICES		RESPONSES	
Weekdays		21.43%	18
Weekends		0.00%	0
Both		78.57%	66
TOTAL			84

## Q25 What percentage of your practice do you anticipate being devoted to trauma (including both acute trauma, infections, nonunion, malunion, fusions)?

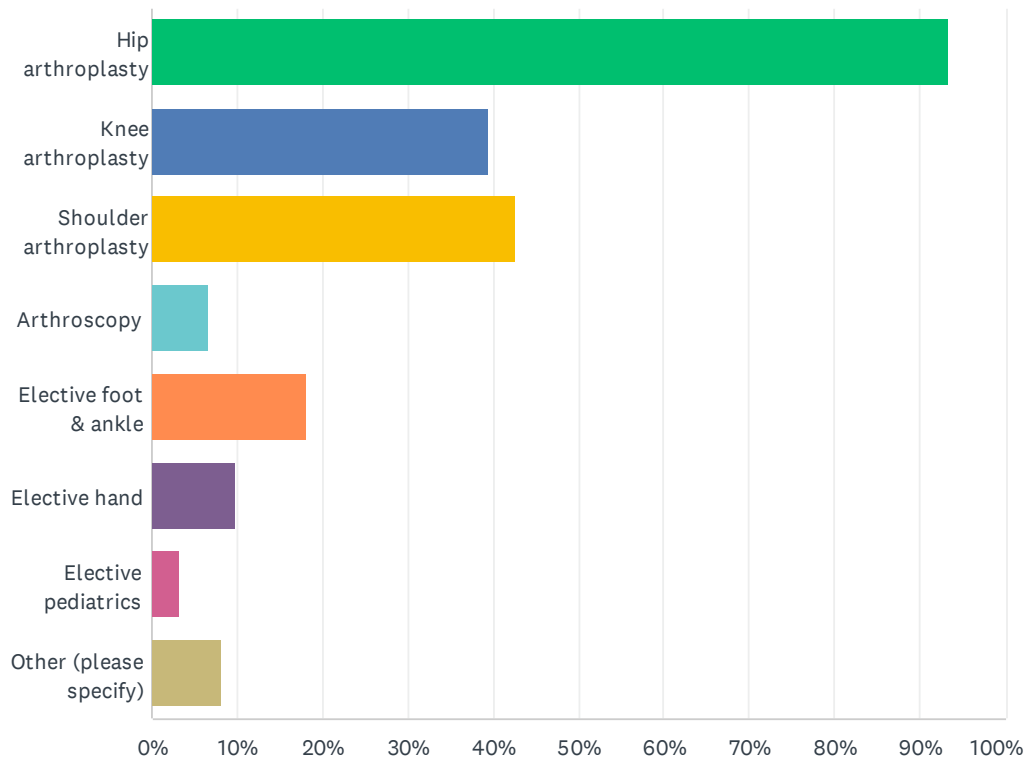
Answered: 91 Skipped: 7



ANSWER CHOICES	RESPONSES	
Less than 50 percent	1.10%	1
50 - 75 percent	17.58%	16
More than 75 percent	81.32%	74
TOTAL		91

## Q26 If not 100% trauma, what other cases do you anticipate doing in addition to trauma?

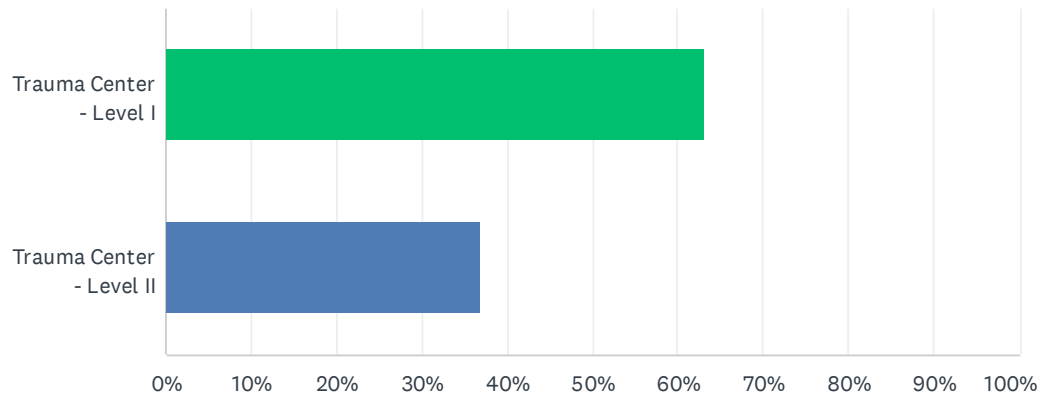
Answered: 61 Skipped: 37



ANSWER CHOICES	RESPONSES	
Hip arthroplasty	93.44%	57
Knee arthroplasty	39.34%	24
Shoulder arthroplasty	42.62%	26
Arthroscopy	6.56%	4
Elective foot & ankle	18.03%	11
Elective hand	9.84%	6
Elective pediatrics	3.28%	2
Other (please specify)	8.20%	5
Total Respondents: 61		

## Q27 Please describe your job setting.

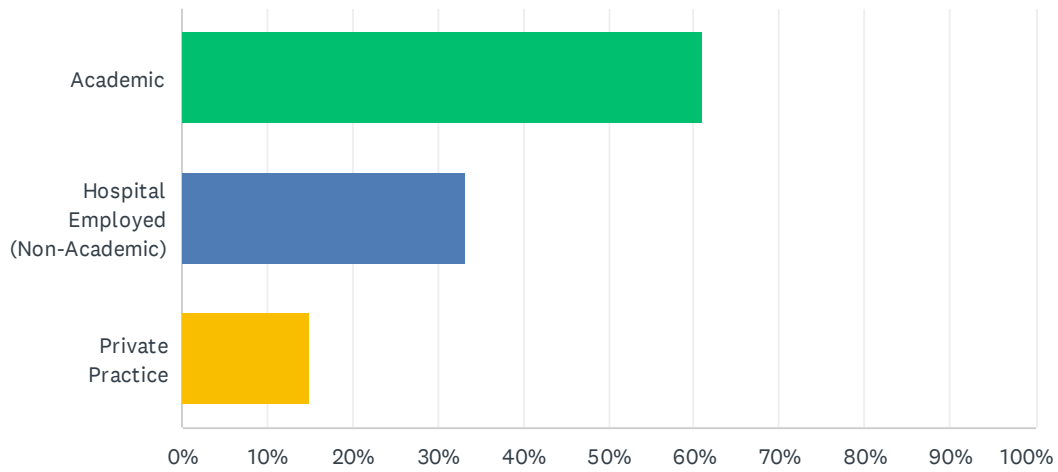
Answered: 84 Skipped: 14



ANSWER CHOICES	RESPONSES	
Trauma Center - Level I	63.10%	53
Trauma Center - Level II	36.90%	31
TOTAL		84

## Q28 Please describe your job setting.

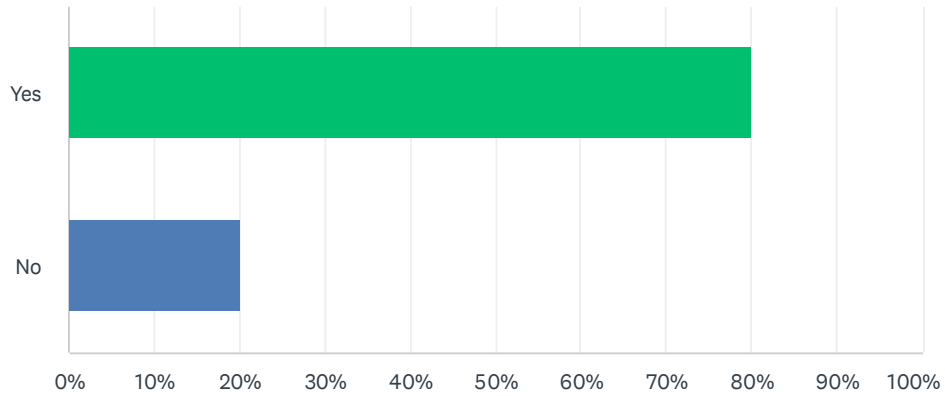
Answered: 87   Skipped: 11



ANSWER CHOICES	RESPONSES	
Academic	60.92%	53
Hospital Employed (Non-Academic)	33.33%	29
Private Practice	14.94%	13
Total Respondents: 87		

## Q29 Is your future job in the practice setting that you most wanted when you entered fellowship and decided on a career in trauma?

Answered: 90 Skipped: 8

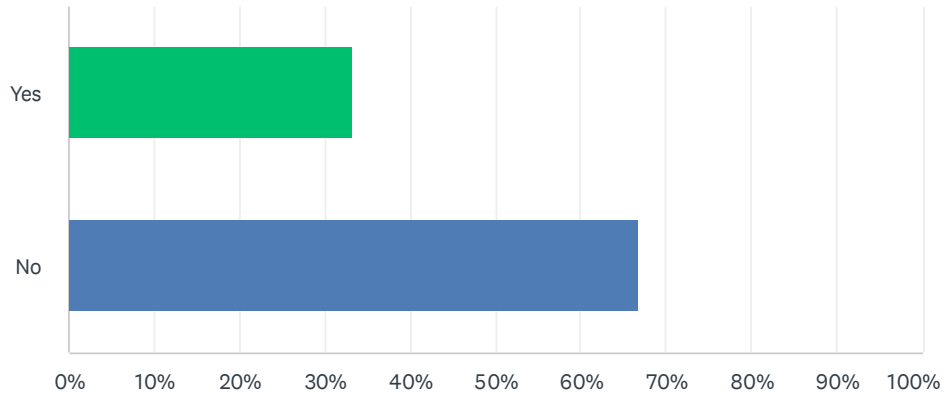


ANSWER CHOICES	RESPONSES	
Yes	80.00%	72
No	20.00%	18
TOTAL		90



### Q30 Did you feel like your job options were limited due to an overabundance of trauma fellowship trained job applicants?

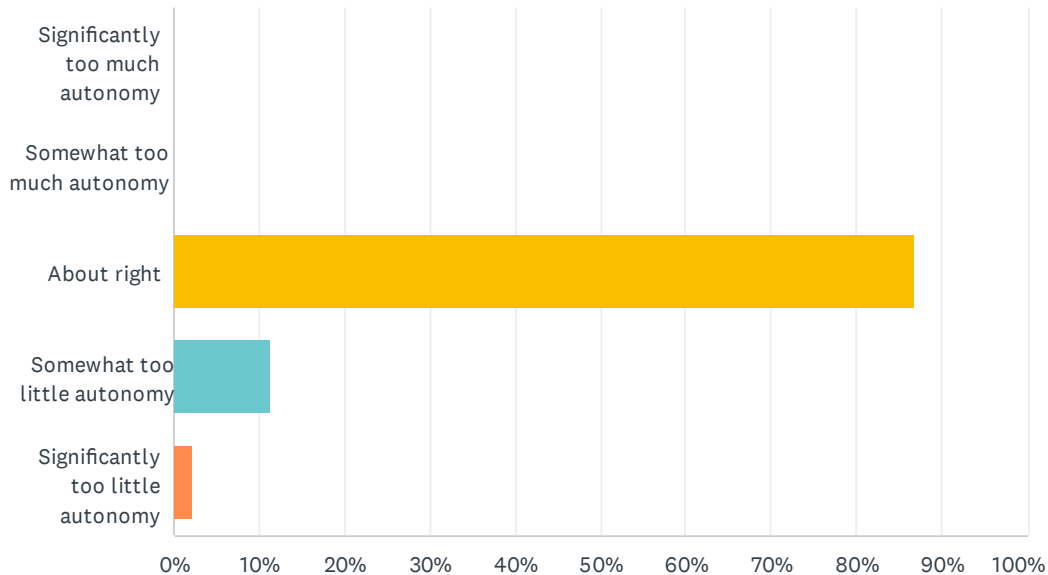
Answered: 90 Skipped: 8



ANSWER CHOICES	RESPONSES	
Yes	33.33%	30
No	66.67%	60
TOTAL		90

Q33 Some degree of autonomy may be helpful in gaining the confidence and experience with independent decision making. How well did your fellowship strike the balance for you between too much autonomy or too little?

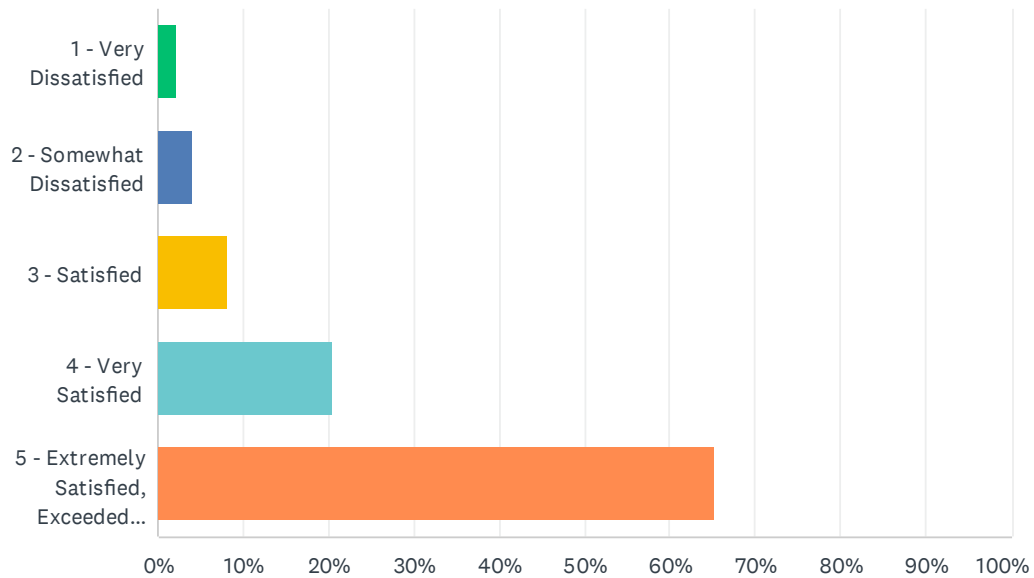
Answered: 98 Skipped: 0



ANSWER CHOICES	RESPONSES	
Significantly too much autonomy	0.00%	0
Somewhat too much autonomy	0.00%	0
About right	86.73%	85
Somewhat too little autonomy	11.22%	11
Significantly too little autonomy	2.04%	2
TOTAL		98

## Q34 Overall, how satisfied are you with your fellowship:

Answered: 98 Skipped: 0



ANSWER CHOICES	RESPONSES	
1 - Very Dissatisfied	2.04%	2
2 - Somewhat Dissatisfied	4.08%	4
3 - Satisfied	8.16%	8
4 - Very Satisfied	20.41%	20
5 - Extremely Satisfied, Exceeded Expectations	65.31%	64
TOTAL		98