

**OTA Business Meeting Minutes**  
**October 24, 2024**  
**Montreal, Canada**

The meeting was called to order by Emil H. Schemitsch, OTA President at 4:55pm ET.

I. **Call to Order**

II. **Minutes.** The minutes of the March 2024 OTA Business Meeting were previously shared with the membership via the OTA website, newsletter and email.

**Motion:** A motion was made and passed to approve the March 2024 OTA Business Meeting minutes.

III. **President's Report – Emil Schemitsch**

Dr. Schemitsch presented the following information to the membership:

• **Strategic Plan Update**

An OTA Strategic Planning Retreat was held July 2024

- Revised our Vision and Mission statements
- Developed goals to guide our strategy over the next two years

**2024 - 2026 OTA Strategic Plan**

**Vision**

Global excellence in the care of orthopaedic trauma patients.

**Mission**

Empower the orthopaedic trauma community to provide the highest quality patient care through education, research, and advocacy.

**Education:** Provide the orthopaedic trauma community and patients with high-quality, globally accessible content and education that meets their evolving needs.

**Research:** Advance the care of orthopaedic trauma patients by identifying, initiating, supporting, and disseminating innovative and collaborative research.

**Advocacy:** Advocate for high-quality trauma patient care by providing evidence and insights to inform and influence health systems and public policy.

**Global Partnership:** Serve as the leading resource for partners to deliver the highest possible quality of musculoskeletal trauma care worldwide.

**People:** Empower orthopaedic colleagues to thrive in their careers and lives through mentorship, professional support, and commitment to diversity, equity, and inclusion.

- **OTA FractureBook**

Over 200 editors and authors will have contributed to the tremendous efforts of this outstanding TOA resource.

Visit [www.OTA.org](http://www.OTA.org) to review a full chapter/author outline.

- **International Partnerships**

Dr. Schemitsch welcomed:

- International and IOTA Colleagues
- The 2024 Guest Nations: Colombia, Ukraine, and Cuba

He noted the 2<sup>nd</sup> IOTA Triennial Meeting will take place in 2025 in Guadalajara, Mexico. It will be hosted by FEMECOT.

- **Acknowledgements**

The following acknowledgements were made:

Special thanks to ISFR and FFN

OTA Lifetime Achievement Award: James F. Kellam, MD and Ms. Julie Agel

DEI and Health Disparities Research and Leadership Award: Toni M. McLaurin, MD


Mentorship Award: David C. Goodspeed, MD

Community Surgeon Achievement Award: Danielle Nicole Ries de Chaffin, MD

OTA Honorary Membership






James K. Styner, MD, FACS

In addition, sincere gratitude was extended to OTA Lifetime donors, the Founders Circle and Individual donors.



## Lifetime Donation Acknowledgements

Icon Donors (\$50,000 and higher)

	Ross K. Leighton, MD		Dr. Todd W. and Mrs. Jennifer Mailly		Dr. Thomas A. and Gina Russell
		Roy Sanders, MD		Paul Tornetta, III, MD	



# Lifetime Donations Acknowledgements

Legend Donors (\$25,000-\$49,999)



Marc A. Aiken, MD



Kyle J. Jeray, MD



Andrew N. Pollak, MD



Heather A. Vallier, MD



Michael T. Archdeacon, MD



Douglas W. Lundy, MD



William M. Ricci, MD



Dr. and Mrs. Peter and Nancy Cole



Steven A. Olson, MD



Marc F. Swiontkowski, MD



Stuart M. Gold, MD



Brendan M. Patterson, MD



David C. Teague, MD



We are pleased to honor the following individuals who have made a planned giving commitment to the Founders Circle:



Dr. Jeffrey Anglen



Michael T. Archdeacon, MD and Lynne M. Archdeacon



The Cannada Family



Dr. Kathy Cramer



Dr. Stuart Gold



Dr. Fred Kolb (no image available)



Douglas W. Lundy, MD and Margaret E. Lundy



Drs. Brendan and Elizabeth Patterson



Dr. Robert Probe



Dr. Roy Sanders



Dr. Daniel Schlatterer



Dr. David Teague and Dr. Helen Gaudin



Dr. Bruce Ziran

## IV. CFO Report

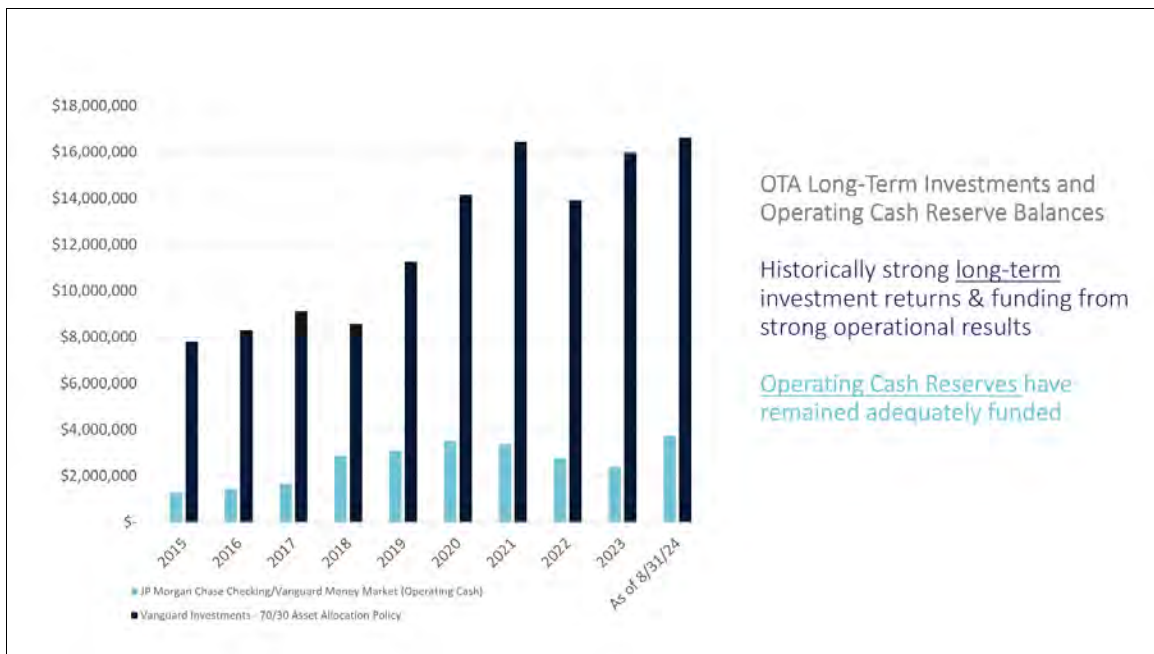
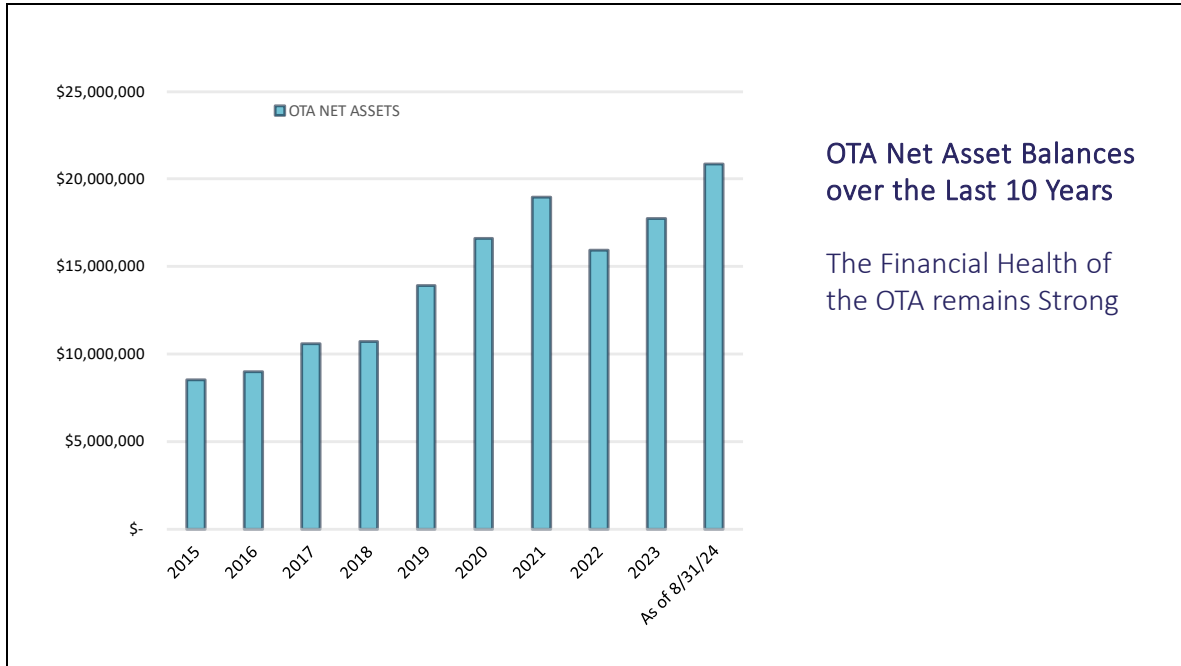
Hassan Mir, MD, MBA provided the CFO report.

He noted:

- Finances are Sound (although impacted by the stock market)
- Research and Education are highly prioritized and funded
- Increasing Global Outreach and OTA Initiatives

- Future Growth will require:
  - Revenue Sources
  - Internal – Annual Meeting, Investments, Member Dues & Donations
  - External – Industry Partners, Philanthropy

The following slides were presented by Dr. Mir.



## OTA 2025 Budget

	2025 Annual Budget	2024 Annual Budget	2023	2022
General Society	\$(1,740,600)	\$(1,571,517)	\$(1,354,554)	\$(1,233,449)
Publication Committee/OTA Online	176,100	283,500	335,050	288,977
Annual Meeting	1,085,700	1,177,000	864,776	1,121,640
Specialty Day	6,000	(21,050)	2,005	10,743
Courses	(195,910)	(136,700)	(207,057)	(61,992)
Research and Education	<u>(477,500)</u>	<u>(341,500)</u>	<u>(120,310)</u>	<u>(381,434)</u>
Net Increase (decrease) from Operations	\$(1,146,210)	\$ (610,267)	\$ (480,090)	\$ (255,515)
Investment Income (loss), net	<u>1,300,000</u>	<u>1,280,000</u>	<u>2,299,869</u>	<u>(2,795,124)</u>
Total Net Increase (decrease)	<u>\$ 153,790</u>	<u>\$ 669,733</u>	<u>\$ 1,819,779</u>	<u>\$(3,050,639)</u>

### 2025 Budget Reflects

Spending supports key mission-based initiatives (Education, Research, IT, Humanitarian and International Growth)

Moderate Investment Returns

Increased General Society expense in support of new initiatives

Small dues increase to support increasing costs and new initiatives

## Operating Cash Reserve Balance: January 2023 - August 2024

POLICY: Operating Cash Reserve Balance available at the beginning of any month shall not be less than 6 months of the current year's operating expense budget

2024 operating cash reserve policy min. required balance = \$3,531,000



V. **New Business**

**Nominating Committee Report**

(a) Nominating Committee Election

Dr. Schemitsch, 2023 – 2024 Nominating Committee Chair, opened a call for nominations from the floor for candidates for the Nominating Committee. The following members were nominated: Brandon Yuan, James Blair, Stephen Kottmeier, Gerald Lang, Sarah Pierrie, Dan Stinner, Kanu Okike, Carol Lin, Kyle Schweser, Malcolm Rutledge DeBaun, Lisa Cannada, Toni McLaurin, Thuan Ly, Michael Willey, Justin Haller, and Pierre Guy.

**Motion:** A motion was made and passed to close nominations.

(b) Nominating Committee Timeline

Dr. Schemitsch reviewed the timeline for next steps including an online vote of the membership in November to elect the Nominating Committee; Committee deliberations December – February; and presentation of the Slate of Candidates in March of 2025. It was noted new terms will transition in October 2025. Offices to be filled are:

- 2<sup>nd</sup> President Elect
- Member-at-Large
- Membership Committee (3 positions)

VI. **Committee Reports**

The following Committees presented update reports.

- |                           |                                            |
|---------------------------|--------------------------------------------|
| - Education               | Brian Mullis, Education Chair              |
| - Research                | Prism Schneider, Research Chair            |
| - Publications            | Michael Gardner, Publications Chair        |
| - Diversity Committee     | Jacqueline Krumrey, Diversity Chair        |
| - Fund Development        | Robert Probe, Fund Development Chair       |
| - ACS Committee on Trauma | Bryant Oliphant, MD, ACS COT Chair         |
| - Patient Education       | Christopher Domes, Patient Education Chair |

The committee reports are attached as informational items.

## VII. **Acknowledgements**

a) The following new members of leadership were welcomed:

William Obremskey – 2<sup>nd</sup> President Elect

Bob O'Toole – Member-at-Large

Michael Suk – CFO

Thuan Ly – Education Committee

Gerard Slobogean – Strategic Research Initiatives

Lisa Cannada – Fellowship Compliance Sub-Committee

Derek Donegan – Moral Injury, Advocacy and Member Well-Being

Philip Mitchell – Video Library

b) The following were recognized and thanked for completing their leadership term:

- Michael Archdeacon, Presidential Line
  - Kyle Jeray, BOD Member-at-Large
  - Hassan Mir, CFO
  - Brian Mullis, Education Committee
  - Saam Morshed, Strategic Research Initiatives
  - Daniel Schlatterer, Fellowship Compliance Sub-Committee
  - Matt Garner, Moral Injury, Advocacy and Member Well-Being
  - Mark Hake, Video Library
  - Derek Donegan, Advanced Residents Course

c) Passing of the Gavel took place, with Emil Schemitsch passing the Presidential gavel to Douglas Lundy.

## VIII. **Adjourn**

With no further business, Dr. Schemitsch adjourned the meeting at 5:55pm ET.

# Education Committee Report

Chair: Brian Mullis, MD

Incoming Chair: Thuan Ly, MD







# Committee Members

---

## Education Committee

Brian Mullis (Chair)

Steven Morgan

Seth Yarboro

David Weiss

Madhav Karunakar

Justin Siebler

Jennifer Bruggers

Michael Kain

---

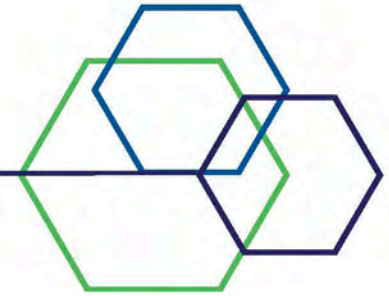
### Ex-Officio Members:

---

Kyle Gouveia	Resident Member
Toan Le	CME/COI Subcommittee Chair
Frank Liporace	AAOS Trauma Content Committee Chair
Thuan Ly	PA/NP Course Chair (2024)
Heather Wright	PA/NP Course Chair (2024)
Richard Yoon	Fall RCFC Co-Chair (2024)
Jason Halvorson	Fall RCFC Chair (2024)
Russell Norris	Spring RCFC Co-Chair (2025)
Matt Rudloff	Spring RCFC Chair (2025)
Lisa Cannada	Core Curriculum Phase VI Project Directors
John Hagedorn	Core Curriculum Phase VI Project Directors
Samir Mehta	Core Curriculum Phase VI Project Directors
Matt Garner	RATTC Chair (2025)
David Chafey	RATTC Chair (2025)
Paul Tornetta	Fellows Course Chair
Dan Horwitz	Fellows Course Co-Chair
Stephen Kottmeier	Fellows Course Co-Chair
Dan Horwitz	AAOS/OTA Course (2023)
Gerald J. Lang	AAOS/OTA Course (2023)
William Ricci	JOT Editor
David Chafey	Fracture Night in America
Samir Mehta	Educate the Educators/Faculty Development Course
Nicole Ann Zelenski	Hand Education
Tim Moore	Spine Education
Susan Scherl	Peds Education

---

# Graduates of the Educate the Educators Course



- The OTA Educate the Educator's course has completed its first 3-year course curriculum, below are the list of graduates who have completed all three years of the curriculum:

- Andrew Coskey
- Adam Gitlin
- Jennifer Hagen
- Johnny Hernandez
- Phil Mitchell
- Kerellos Nasr
- William Obremskey
- William Ryan
- Caroline Tougas



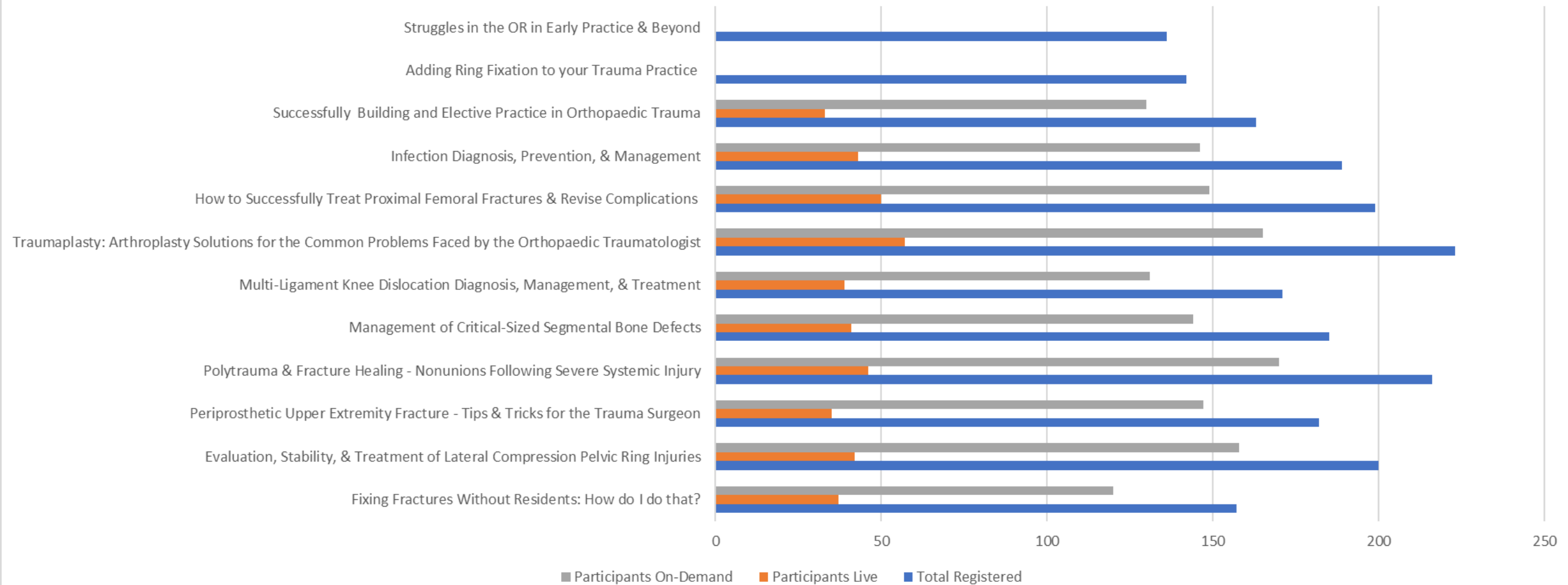
40<sup>TH</sup> Anniversary  
OTA

Thank you to **Drs. Samir Mehta & Sandra Jarvis-Selinger** as outgoing course chairs of this course.

We welcome **Drs. Gillian Soles and Kyle Jeray** as the incoming course chairs

# 2025 Webinar topics to be approved in October, anticipated 12 webinars for 2025

2024 Webinar Registration Numbers



# New Course: Arthroplasty for Trauma Surgeons



- November 6-7, 2025
- Location: Five Labs, Las Vegas
- Chairs: Brett Crist, MD & Andrew Choo, MD
- **Learning objectives:**
  1. Recognize indications for acute and revision arthroplasty in upper and lower extremity fractures.
  2. Utilize surgical techniques for primary arthroplasty in upper and lower extremity fractures.
  3. Utilize surgical techniques for revision arthroplasty with fixation in upper and lower extremity fractures.
  4. Minimize risk of complications in fractures treated with primary arthroplasty and periprosthetic fractures.

The logo for the 40th Anniversary of the Orthopaedic Injuries Association (OIA). It features the number '40' in a large, white, serif font, with 'TH Anniversary' in a smaller, white, script font to its right. Below the '40' is the acronym 'OIA' in a white, sans-serif font. The logo is set against a dark blue background with a white outline.

40<sup>TH</sup> Anniversary  
OIA



# OTA will now report your CME credits direct to ABOS!


- Starting this October, OTA will automatically report your CME credits directly to ABOS for all activities, including courses, webinars, and journal/video CME.

To take advantage of this service, you must opt-in. **To opt-in, please add your birthday (MM/DD) to your profile on OTA Online using the button below.**

- OTA will handle the rest, including retroactively reporting all your 2024 CME credits before year-end.

Scan the QR code to the right or go to

<https://education.ota.org/profile>



# Research Committee

Chair: Prism Schneider, MD



# OTA Research Committee Members

**Prism Schneider (Chair)**

**Arun Aneja**

**Michael Beltran**

**Patrick Bergin**

**Andrew Duckworth**

**Herman Johal**

**Laurence Kempton**

**Abdel Lawendy**

**Aaron Nauth**

**Augustine Saiz**

**Eric Swart**

**David Wellman**

**Philipp Leucht (outgoing)**

**Zachary Working (incoming)**



# OTA Research Grant Opportunities

---




OTA offers the following grants:

- Residents Grants (twice per year)
- OTA Full Grants (twice per year)
- OTA International Grants
- Young Investigators Grant
- OTA Collaborative Grants with AO Trauma North America
- Industry Sponsored Grants

**Please visit OTA website [ota.org](http://ota.org) for grant application opening dates.**



40<sup>TH</sup> Anniversary  
OTA

The logo features the number '40' in a large, white, serif font, followed by 'TH Anniversary' in a smaller, white, cursive font. Below this, the letters 'OTA' are displayed in a white, serif font. The logo is set against a dark blue background with a white outline.





# Research Committee Meeting

---

- Held September 30<sup>th</sup>, 2024
  - In person at AAOS Building
- Continuing improvement
  - OpenWater submission process
  - Fair and transparent review process



40<sup>TH</sup> Anniversary  
OIA





# Summary 2025 Funding Cycle

---

## **Resident Grant**

28 proposals submitted

4 grants awarded \$79,450.87

## **Full Grant**

16 proposals submitted

3 grants awarded \$209,051

## **OTA International Grant**

9 proposals submitted

2 grant awarded \$40,000

## **OTA Young Investigator Grant**

3 proposals submitted

1 grant awarded \$26,468

## **OTA/AO TNA Joint Grant**

4 proposals submitted

1 grant awarded \$100,000

# 2025 OTA/AO Trauma North America Joint Grant



**Title: Immediate versus delayed weight bearing after fixation of pelvis and acetabulum fractures: a multicenter feasibility randomized controlled trial**

Principal Investigator: Peter Mittwede, MD, PhD

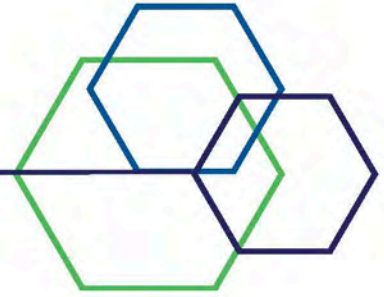
Co-Investigator: Robert O'Toole, MD

Awarded Funds: \$100,000

40<sup>TH</sup> Anniversary  
OTA

# 2025 Resident Grant Awards

---



**Title: Evaluation of the Effects of Concomitant Traumatic Brain Injury on Coagulopathy in Orthopaedic Trauma Patients: A Pilot Study Using Thrombelastography**

Principal Investigator: Gareth Ryan, MD

Co-Investigator: Prism Schneider, MD, PhD

Awarded Funds: \$20,000

**Title: Investigating the effect of donor and recipient sex on the bone healing capacity of endothelial progenitor cells in a critical size bone defect animal model**

Principal Investigator: Kalter Hali, MD, MSc

Co-Investigator: Aaron Nauth, MD

Awarded Funds: \$19,995.87



40<sup>TH</sup> Anniversary  
OIA

The logo features the number '40' in a large, white, serif font, followed by 'TH Anniversary' in a smaller, white, sans-serif font. Below this, 'OIA' is written in a white, serif font. The logo is set against a dark blue background with a white outline.

# 2025 Resident Grant Awards

---



## **Title: Casting Change: Developing a Protocol for Locally Made Plaster of Paris**

Principal Investigator: Elyse Berlingberg, MD

Co-Investigator: Kiran Agarwal-Harding, MD

Awarded Funds: \$19,455

## **Title: A Cadaveric Study: Does Deltoid Ligament Repair Impact the Quality of Syndesmotic Reduction?**

Principal Investigator: Christopher Leland, MD

Co-Investigator: Arun Aneja, MD, PhD

Awarded Funds: \$20,000



40<sup>TH</sup> Anniversary  
OHA

The logo for the 40th Anniversary of OHA (Ohio Hospital Association) is located in the bottom left corner. It features the number '40' in a large, white, serif font, with 'TH Anniversary' in a smaller, white, sans-serif font to its right. Below this, the letters 'OHA' are written in a white, serif font. The logo is set against a dark blue background that is part of a hexagonal graphic containing a night cityscape.

# 2025 Full Member Grant Awards

---



**Title: Biologically compatible volume-filling medical foam for local antibiotic delivery in fractures**

Principal Investigator: Nicholas Alfonso, MD

Co-Investigator: Lynn Pezzanite

Awarded Funds: \$50,000

**Title: Social Worker Presence in Outpatient Fracture Clinics: A Pilot Stepped Wedge Randomized Trial**

Principal Investigator: Sheila Sprague, PhD

Co-Investigator: Brad Petrisor, MD

Awarded Funds: \$79,951

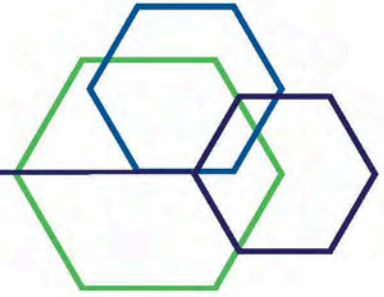


40<sup>TH</sup> Anniversary  
OIA

The logo features the number '40' in a large, white, serif font, with 'TH' in a smaller font to its upper right. Below '40' is the text 'Anniversary' in a white, cursive font. To the right of 'Anniversary' is a small white icon of a globe. Below the globe is the text 'OIA' in a white, serif font. The entire logo is set against a dark blue background with a cityscape image.

# 2025 Full Member Grant Awards

---



**Title: Sleep and mood patterns in orthopaedic trauma surgeons on call: A prospective longitudinal study**

Principal Investigator: Zachary Working, MD

Co-Investigator: Michelle Lawson, MD

Awarded Funds: \$80,000

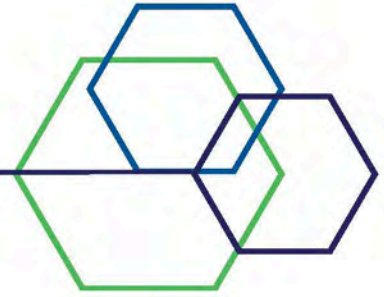


40<sup>TH</sup> Anniversary  
OIA

The logo for the 40th Anniversary of the Orthopaedic Injuries Association (OIA). It features the number '40' in a large, white, serif font, with 'TH' in a smaller font to its upper right. To the right of the '40' is the word 'Anniversary' in a white, cursive script. Below '40' and 'Anniversary' is the acronym 'OIA' in a white, serif font. The logo is set against a dark blue background with a white outline.

# 2025 International Grant Awards

---



## **Title: Role of Piezo 1 in Mechanotransduction in Mesenchymal Stromal Cells**

Principal Investigator: Paul Rodham, MBBS

Co-Investigator: Peter Giannoudis, MD, FACS and Martin Stoddart, PhD

Awarded Funds: \$20,000

## **Title: Optimizing Treatment for Aseptic Nonunion of long bone Fractures in India: A Comparison of ACPB-BG and Exchange Nailing**

Principal Investigator: Amit Lakhani, MD

Co-Investigator: Karan Jindal

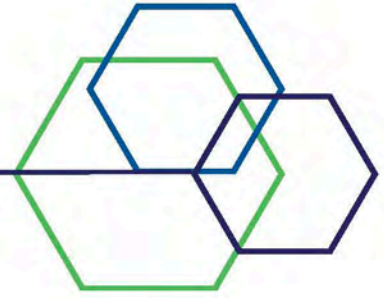
Awarded Funds: \$20,000





# 2025 Young Investigator Grant

---



**Title: Genicular Nerve Blockade For Analgesia after Open Fixation of Tibial Plateau Fractures: A Prospective, Randomized Control Trail**

Principal Investigator: Tony Christiano, MD  
Awarded Funds: \$26,468



40<sup>TH</sup> Anniversary  
OIA

The logo features the number '40' in a large, white, serif font, followed by the word 'Anniversary' in a smaller, white, cursive font. Below this, the letters 'OIA' are displayed in a white, serif font. The background of the logo is a dark blue hexagon with a white outline, set against a night cityscape with a Ferris wheel and a clock tower.

# Publications Committee

Chair: Mike Gardner, MD





# OTA Online

---

- 12 recorded CME webinars added to site in 2024
- OTA Online promotion and marketing in the past year has included:
  - Social media
  - JOT print ads
  - OTA Fracture Lines newsletter
  - Signs and PowerPoint slides at Specialty Day and OTA Annual Meeting





# Video Library

---

- **Mark Hake (chair)**
  - Phil Mitchell named incoming chair
- 277 Procedures and Techniques videos
- 1071 Annual Meeting and Conferences videos
- 16 new Procedures and Techniques videos approved
- 11 new videos selected for 2024 Video Showcase
- Selection process underway for bundling videos as CME components





# Podcast Subcommittee

---

- **Michael Blankstein, chair**
- 227 episodes released through Oct. 22, 2024
- 331,845 total downloads through Sept. 22, 2024
- 4164 average listens per month in 2024, through Aug. 31
- Podcast booth again at OTA Annual Meeting; new sponsor in 2024
- Recent podcast topics include:
  - Game changers
  - OTA 40<sup>th</sup> Anniversary series






# OTA International


---

- Emil Schemitsch (E-i-C), Andrew Schmidt (Deputy E-i-C)
- OTA committees published four manuscripts with OTA support
- New process implemented for OTA-funded supplement to match JOT
- New “Why I submit to OTAI” marketing campaign rolled out
- Supplements published since March 2024:
  - Basic Science Focus Forum (ed. Justin Haller)
  - International Trauma Care Forum (ed. Hans-Christoph Pape)
  - Advancements in Management of Open Tibial Shaft Fractures (ed. Abhishek Ganta, Ken Egol, Sanjit Konda)
  - IOTA—Rehabilitation after Musculoskeletal Injury: International Perspective (ed. Theodore Miclau)





# Journal of Orthopaedic Trauma



- Bill Ricci (E-i-C)
- Supplements published since March 2024:
  - The Current Understanding of Forearm Mechanics and Pathologies (ed. Jorge Orbay)
  - OTA Video Supplement (ed. Kyle Jeray)
  - Use of Three-Dimensional Custom Implants in Orthopaedic Trauma (ed. John Scolaro)
- Supplements currently in development:
  - Management of Fractures of the Chest Wall (ed. Peter Cole)



# Diversity Committee

Chair: Jacqueline Krumrey, MD

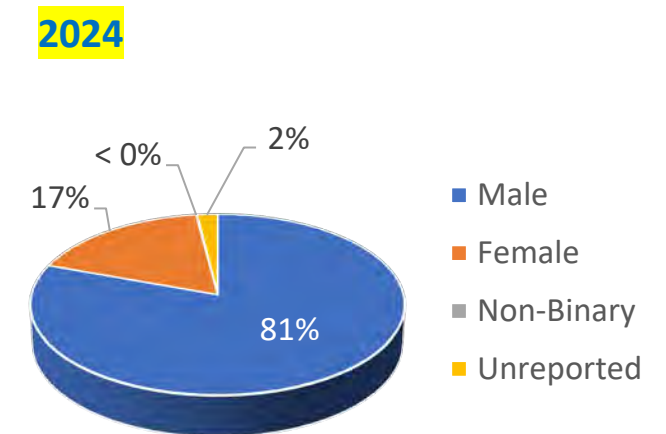
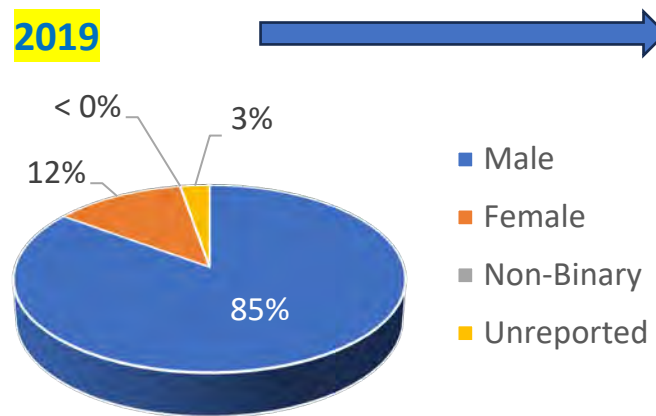
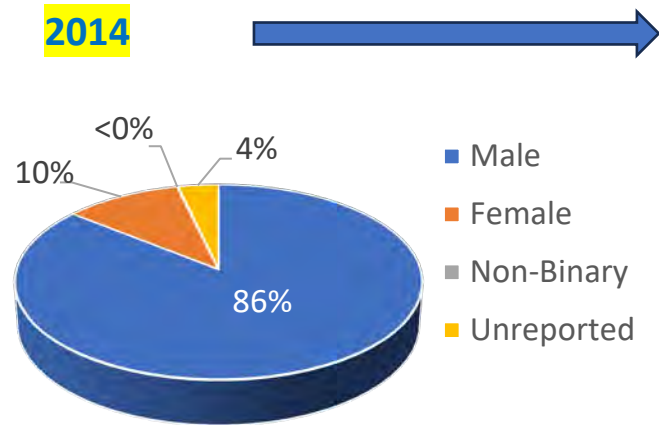




# OTA Membership Diversity

## Gender Diversity

- ratio of female to male members has increased from 10% in 2014, to 17% in 2024

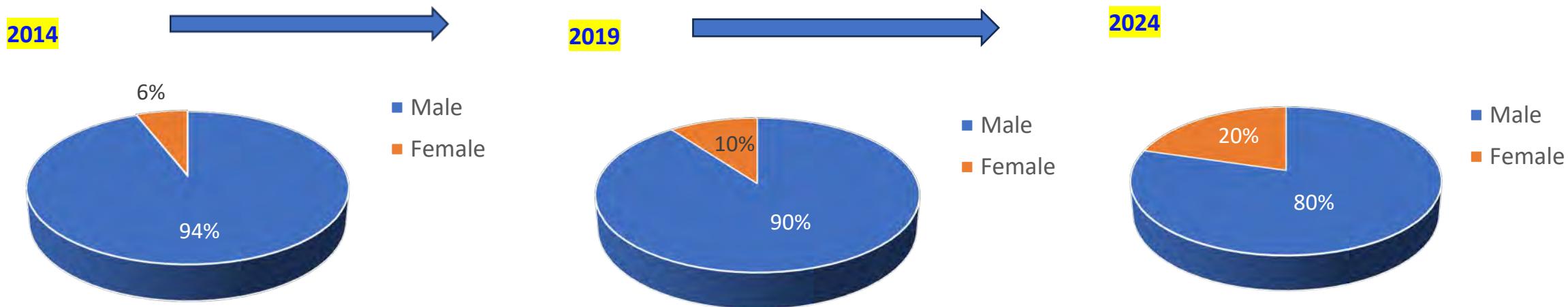




# OTA Leadership Diversity

## Gender Diversity

- Ratio of female to males in leadership positions has increased from 6% in 2014, to 20% in 2024 (in 2014 10% of the membership was female, currently 17% of the membership is female).



# High School Scholars Project

- Expose high school students from underrepresented minorities to orthopaedic surgery and related fields
- Currently tied to the annual meeting
- Goal to make the program portable



# Fund Development Committee

Chair: Robert Probe, MD



LMIC SURGEON SCHOLARSHIPS  
HUMANITARIAN OUTREACH  
MILITARY MEMBER SCHOLARSHIPS

MEMBER WELL BEING RESOURCES  
RESEARCH FUNDING  
RESIDENTS AND FELLOWS EDUCATION

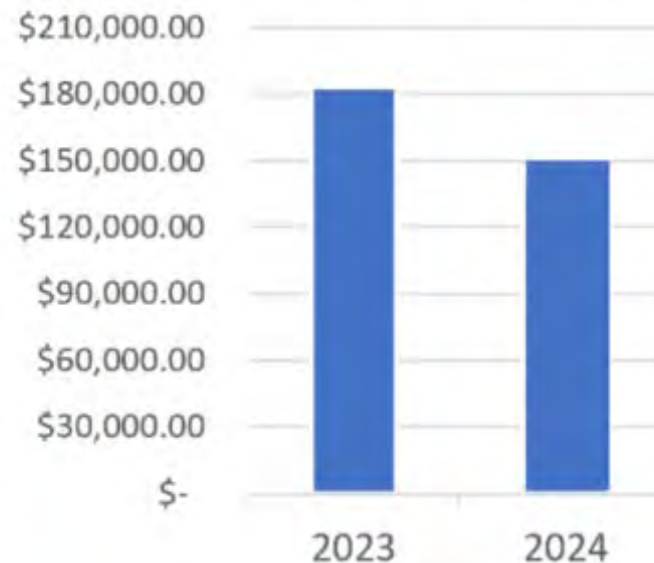
To continue our mission, we rely on the generous contributions of our members and colleagues. In honor of our 40th Anniversary, and as we remember our past and celebrate our future, we are asking you to join us in making a financial commitment to support our vital initiatives and help us meet our 2024 fundraising goal of \$180,000.

Your tax-deductible donation can be directed toward programs that align with your values.



DONATE TODAY

Fundraising Totals



# *NEW: The OTA's Keystone Honor*

---



Recognizing the profound impact that many individuals within the OTA have had on shaping careers and lives, we are establishing the “OTA Keystone Honor”.

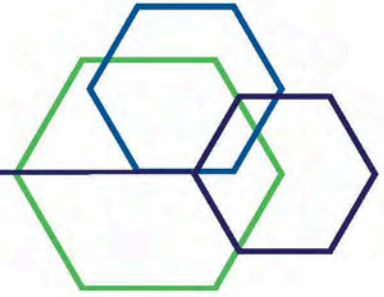


40<sup>TH</sup> Anniversary  
OTA

The logo features the number '40' in a large, white, serif font, with 'TH' in a smaller font to its upper right. Below '40' is the word 'Anniversary' in a white, cursive script. To the right of 'Anniversary' is the OTA logo, which consists of a stylized globe icon above the letters 'OTA' in a white, serif font. The entire logo is set against a dark blue background that is part of a larger image of a city skyline at night.

# ***Fund Development Committee***

---



Bob Probe, MD, Chair  
Gerald Lang, MD  
Ross Leighton, MD  
Brad Henley, MD  
David Teague, MD  
Michael Archdeacon, MD  
Brendan Patterson, MD  
Toney Russell, MD  
Arvind von Keudell, MD  
Holly Pilson, MD  
Hassan Mir, MD  
Heather Vallier, MD

*Ex-Officio Members:*

*Mike Suk, MD, CFO-Elect*

*Prism Schneider, MD, Research Committee Chair*



40<sup>TH</sup> Anniversary  
OHA

The logo features the number '40' in a large, white, serif font, with 'TH' in a smaller font to its upper right. To the right of the '40' is the word 'Anniversary' in a white, cursive script. Below this, the letters 'OHA' are written in a white, bold, sans-serif font. The logo is set against a dark blue background that shows a night cityscape with a Ferris wheel on the left and a clock tower in the center.

# ACS Committee on Trauma

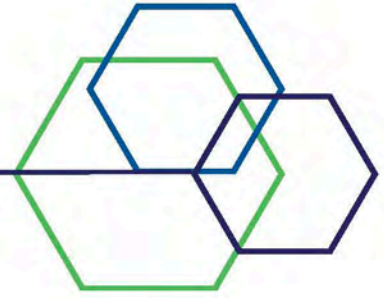
Chair: Bryant Oliphant, MD





# Current ACS-COT Members

---



- Joey Johnson (FTL)
- Carol Lin
- Brad Yoo
- Lisa Cannada
- Mara Schenker
- Usha Mani



40<sup>TH</sup> Anniversary  
OIA





# 11<sup>th</sup> edition ATLS

- Almost there...expected go live July 2025
- Streamlined format
- X-rays better fit with scenario
- One case → multiple concepts
- Better guided discussions

ACS/ATLS

GET IT ON Google Play

Download on the App Store

**Download the **NEW** MyATLS app**

ACS AMERICAN COLLEGE OF SURGEONS

10:12

What are you looking for?

My Tools

Resources Videos Skill Stations Pract

Welcome To ATLS!

ATLS Acronym Flashcards - Deck 1

→ Utilize flashcards to reinforce your knowledge of frequently used acronyms.

Featured Videos

See All

1:23 A - Airway

0:28 B - Breathing

Questions & Feedback





# Best Practices Guidelines

- Released November 2015
- On deck to begin a new update
- Call out for interested parties

ACS TQIP  
BEST PRACTICES IN  
THE MANAGEMENT  
OF ORTHOPAEDIC  
TRAUMA

COMMITTEE  
ON TRAUMA

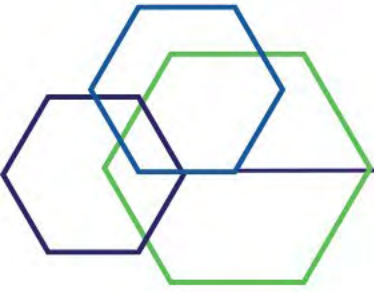
ACS  
tqip TRAUMA  
QUALITY  
IMPROVEMENT  
PROGRAM

AMERICAN COLLEGE OF SURGEONS  
Inspiring Quality.  
Highest Standards, Better Outcomes  
100-years

OIA ORTHOPAEDIC  
—TRAUMA—  
ASSOCIATION

Released November 2015





# Future Trauma Leaders (FTL) program

Early career exposure to ACS-COT activities

2-year FTL term (+ 3-year METS term)

Junior faculty within 5 years of fellowship

Travel supported to annual meetings

Next FTL will be announced soon...




Current OTA FTL  
Joey Johnson, MD  
U Alabama Birmingham





## 5.21

# Orthopaedic Surgeon Response—TYPE II



## Definition and Requirements

In all trauma centers, an orthopaedic surgeon must be at bedside within 30 minutes **of request** for the following:

- hemodynamically unstable, secondary to pelvic fracture
- suspected extremity compartment syndrome
- fractures/dislocations with risk of avascular necrosis (e.g., femoral head or talus)
- vascular compromise related to a fracture or dislocation
- trauma surgeon discretion

The attending orthopaedic surgeon must be involved in the clinical decision-making for care of these patients.

## Additional Information

**An orthopaedic surgery resident or APP** may act as a consultant as long as there is documented communication with the orthopaedic surgeon attending.

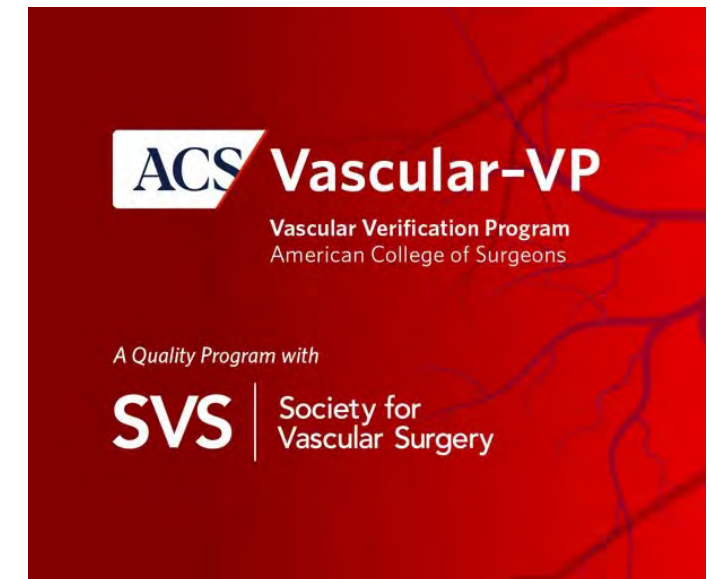
The time is measured from time of request until orthopaedic surgeon arrival at bedside.





# Orthopaedic Trauma Center of Excellence

- Goal: *To empower and reward orthopaedic surgeons to deliver high quality trauma care*
- Certification/Verification
- New/Augmented Ortho TQIP data and measures
- Potential for new (more granular) VRC standards
- Multiple Stakeholders
  - ACS-COT Group
  - Health Policy Committee
  - EBQVS Committee
- Work group meetings



# Patient Education Update

Chair: Christopher Domes, MD





# For Patients

- Patient Experiences
  - Trauma patient videos
- Thank you to J&J for financial support



## Find Info by Body Part

Find information by searching our interactive skeleton.

[VIEW DETAILS](#)



## Find a Surgeon

Search for orthopaedic trauma surgeons in your area.

[VIEW DETAILS](#)




## Physical Therapy Videos

[VIEW DETAILS](#)



## What is an Orthopaedic Trauma Surgeon?

[VIEW DETAILS](#)



## Patient FAQ

[VIEW DETAILS](#)



## Public Service Announcements

[VIEW DETAILS](#)

## Patient Experiences

Coming soon

[VIEW DETAILS](#)





# Clavicle Fracture (Broken Collarbone)


[VER ESTA PÁGINA EN ESPAÑOL](#)

[PHYSICAL THERAPY VIDEOS - SHOULDER](#)



## What Is It?

The collarbone, or clavicle, is an S-shaped bone that connects your shoulder blade to your breastbone. It links your upper arm bone to the rest of your skeleton. The collarbone has very little muscle or soft tissue around it, which is why you can feel it easily under your skin.



# Fractura de Clavícula

[VIEW THIS PAGE IN ENGLISH](#)

[PHYSICAL THERAPY VIDEOS - SHOULDER](#)

## Anatomía Básica

La clavícula es un hueso en forma de S que conecta la escápula u omóplato con el esternón. La clavícula conecta los huesos del brazo con el resto del esqueleto. La clavícula tiene muy pocos músculos u otros tejidos blandos a su alrededor, por lo que es tan fácil sentirla debajo de la piel.




Figura 1: La línea discontinua es la clavícula. Algunas personas tienen clavículas prominentes que son fáciles de ver. La forma trapezoidal es donde la clavícula se une al esternón.

Thank you to  
Juan Santiago &  
Team!