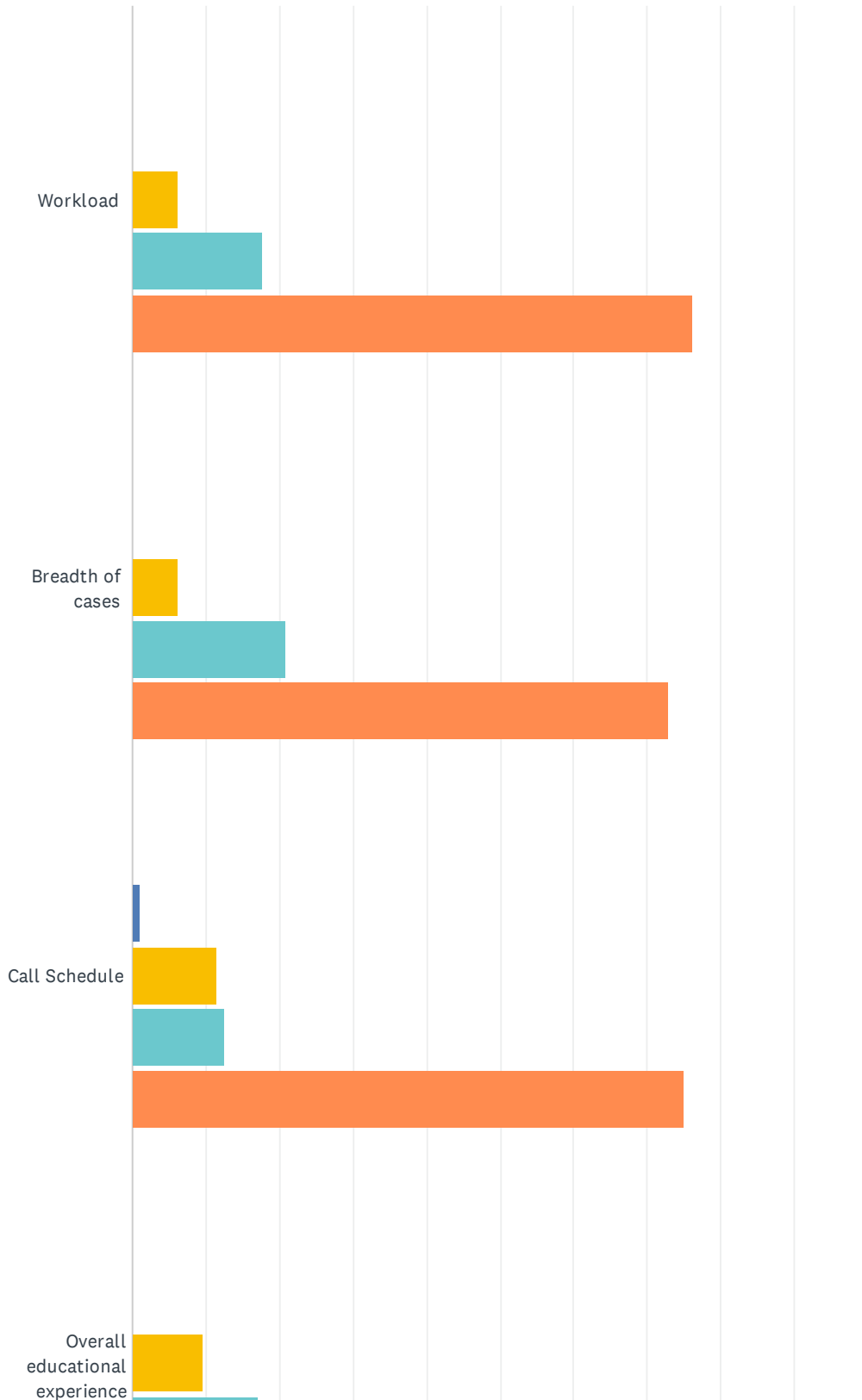
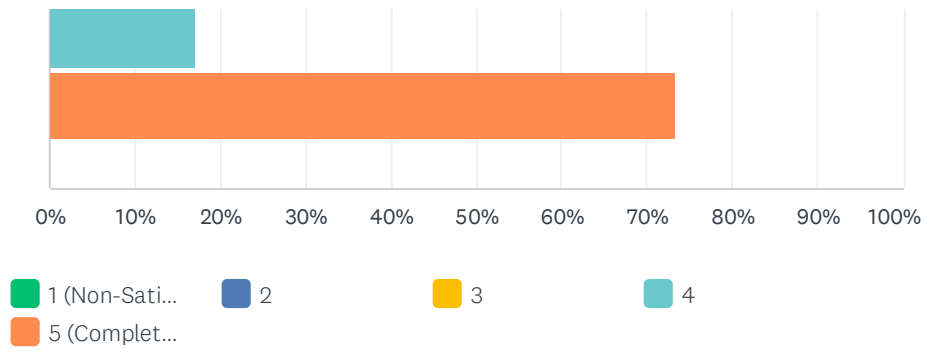


Q3 Please rank your experience during your fellowship year on a scale of 1-5, with 1 being non-satisfactory, and 5 being completely satisfactory.

Answered: 96 Skipped: 0



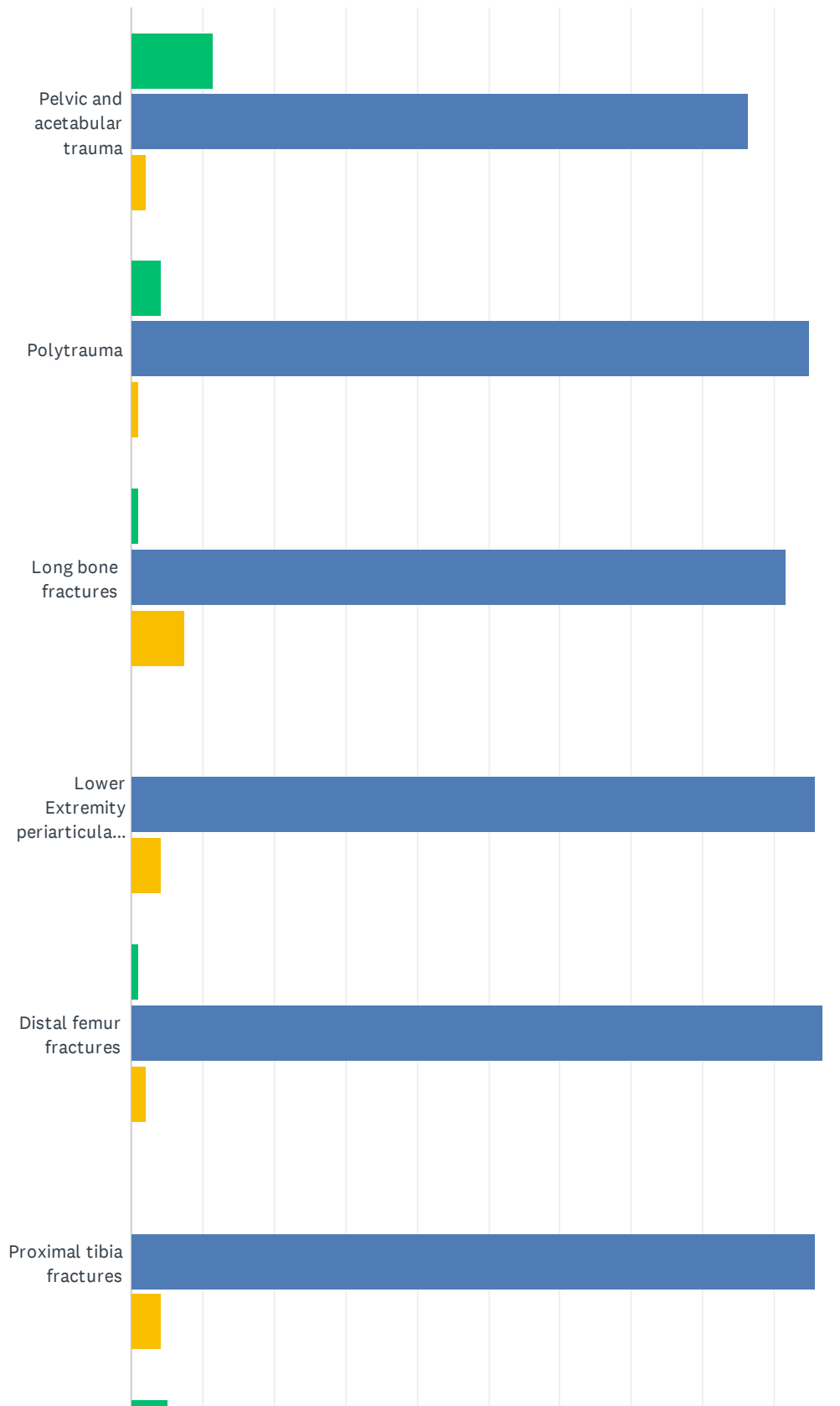
2024 Post Fellowship Survey



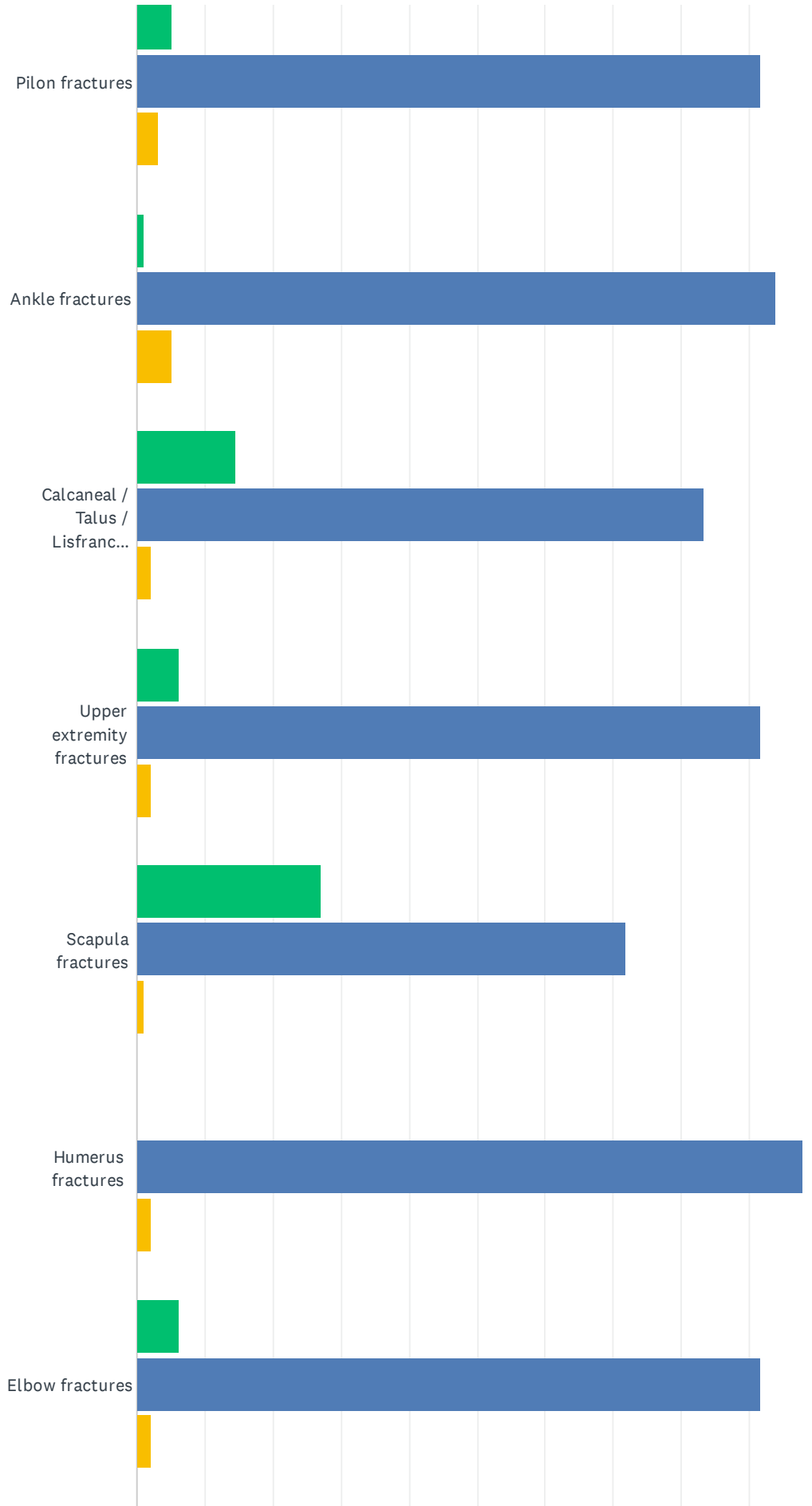
	1 (NON-SATISFACTORY)	2	3	4	5 (COMPLETELY SATISFIED)	TOTAL
Workload	0.00% 0	0.00% 0	6.25% 6	17.71% 17	76.04% 73	96
Breadth of cases	0.00% 0	0.00% 0	6.25% 6	20.83% 20	72.92% 70	96
Call Schedule	0.00% 0	1.04% 1	11.46% 11	12.50% 12	75.00% 72	96
Overall educational experience	0.00% 0	0.00% 0	9.57% 9	17.02% 16	73.40% 69	94

Q4 For each of the following, please rate your level of exposure.

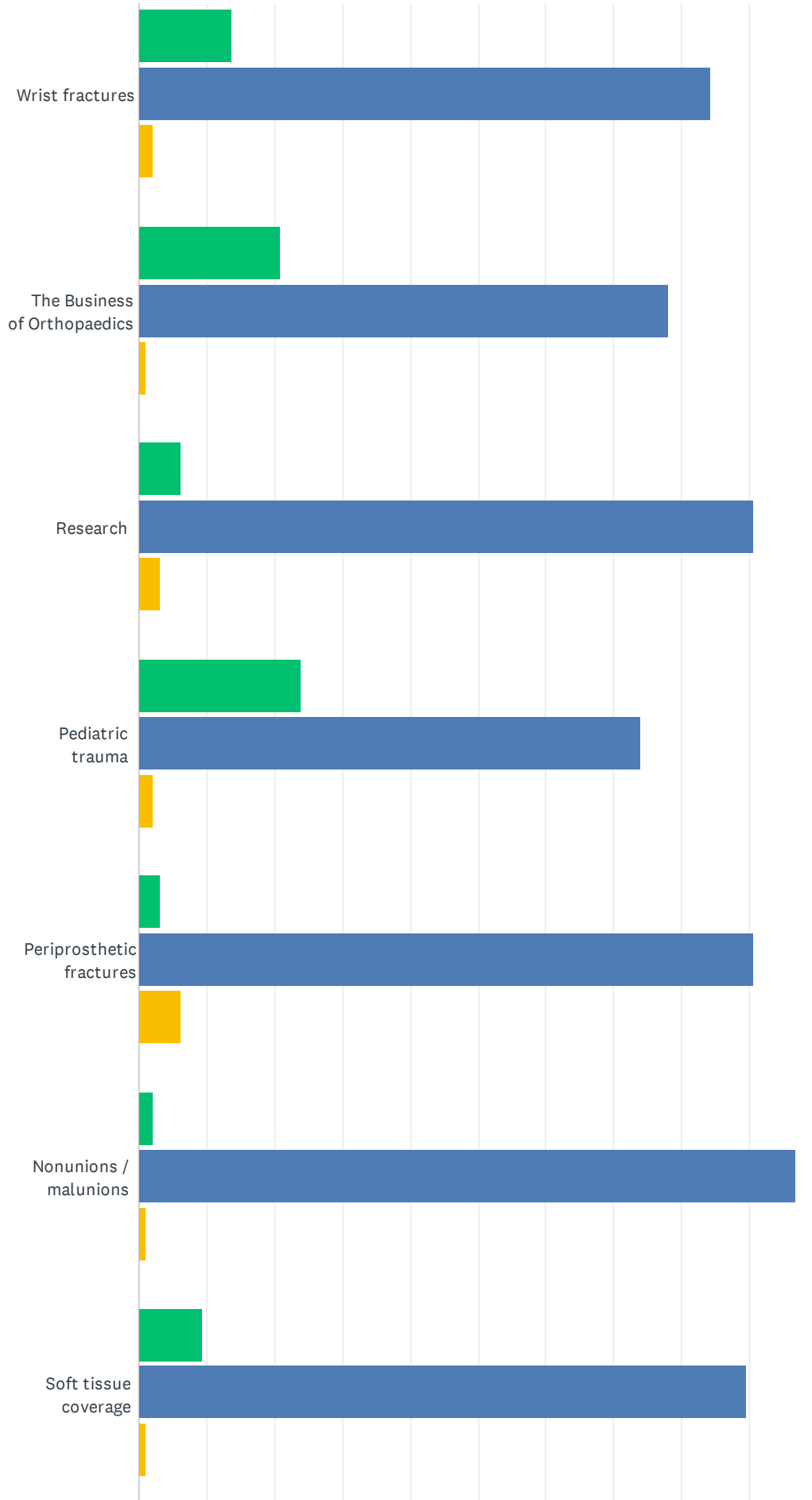
Answered: 96 Skipped: 0



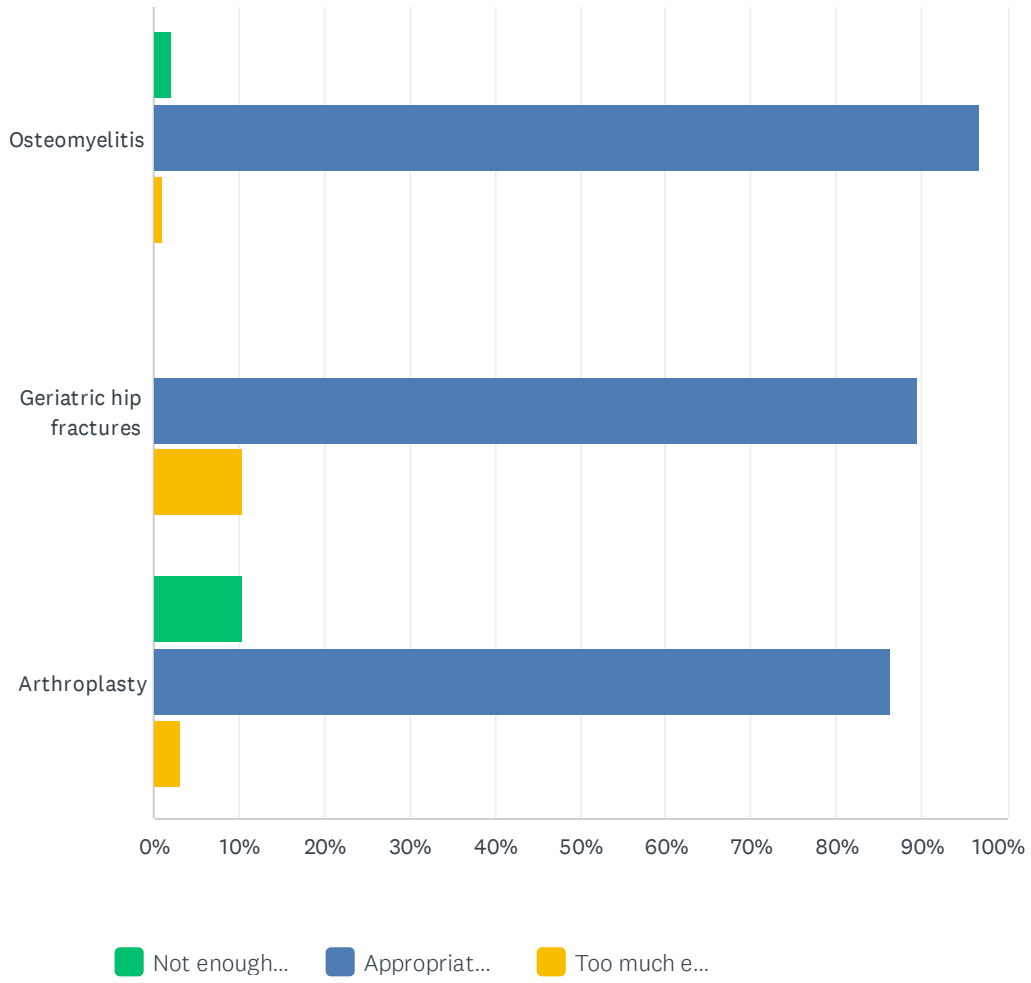
2024 Post Fellowship Survey



2024 Post Fellowship Survey



2024 Post Fellowship Survey

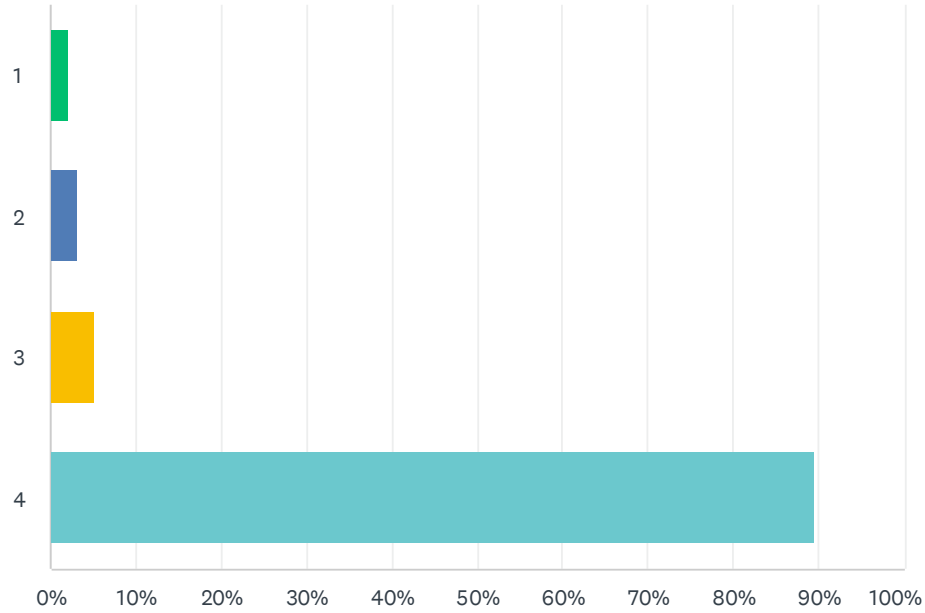


2024 Post Fellowship Survey

	NOT ENOUGH EXPOSURE	APPROPRIATE EXPOSURE	TOO MUCH EXPOSURE	TOTAL	WEIGHTED AVERAGE
Pelvic and acetabular trauma	11.46% 11	86.46% 83	2.08% 2	96	1.91
Polytrauma	4.17% 4	94.79% 91	1.04% 1	96	1.97
Long bone fractures	1.05% 1	91.58% 87	7.37% 7	95	2.06
Lower Extremity periarticular fractures	0.00% 0	95.83% 92	4.17% 4	96	2.04
Distal femur fractures	1.04% 1	96.88% 93	2.08% 2	96	2.01
Proximal tibia fractures	0.00% 0	95.83% 92	4.17% 4	96	2.04
Pilon fractures	5.21% 5	91.67% 88	3.13% 3	96	1.98
Ankle fractures	1.04% 1	93.75% 90	5.21% 5	96	2.04
Calcaneal / Talus / Lisfranc Fractures	14.58% 14	83.33% 80	2.08% 2	96	1.88
Upper extremity fractures	6.25% 6	91.67% 88	2.08% 2	96	1.96
Scapula fractures	27.08% 26	71.88% 69	1.04% 1	96	1.74
Humerus fractures	0.00% 0	97.92% 94	2.08% 2	96	2.02
Elbow fractures	6.25% 6	91.67% 88	2.08% 2	96	1.96
Wrist fractures	13.68% 13	84.21% 80	2.11% 2	95	1.88
The Business of Orthopaedics	20.83% 20	78.13% 75	1.04% 1	96	1.80
Research	6.25% 6	90.63% 87	3.13% 3	96	1.97
Pediatric trauma	23.96% 23	73.96% 71	2.08% 2	96	1.78
Periprosthetic fractures	3.13% 3	90.63% 87	6.25% 6	96	2.03
Nonunions / malunions	2.08% 2	96.88% 93	1.04% 1	96	1.99
Soft tissue coverage	9.38% 9	89.58% 86	1.04% 1	96	1.92
Osteomyelitis	2.08% 2	96.88% 93	1.04% 1	96	1.99
Geriatric hip fractures	0.00% 0	89.58% 86	10.42% 10	96	2.10
Arthroplasty	10.42% 10	86.46% 83	3.13% 3	96	1.93

Q5 How many days per week did you attend morning signout rounds or patient ward rounds?

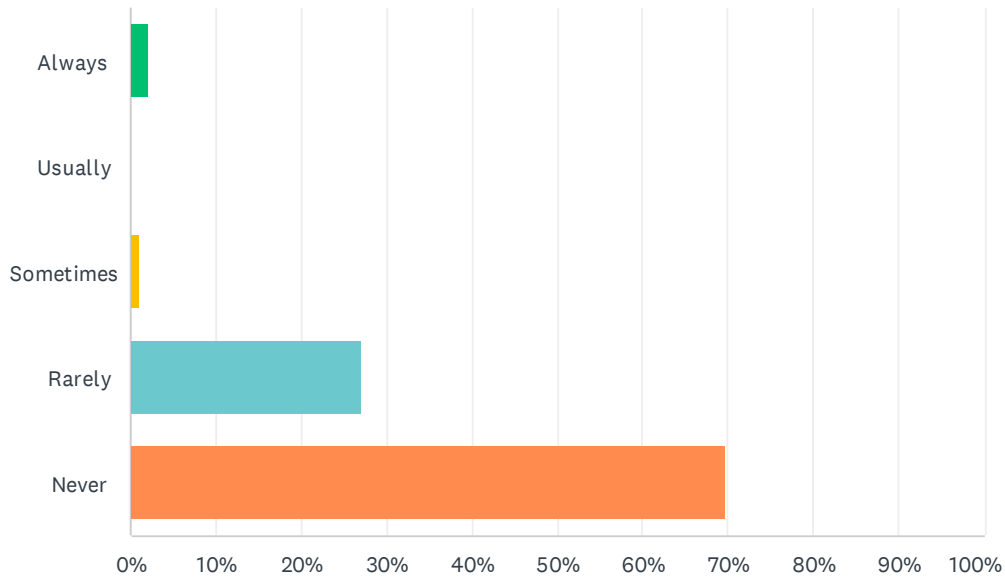
Answered: 96 Skipped: 0



ANSWER CHOICES	RESPONSES	
1	2.08%	2
2	3.13%	3
3	5.21%	5
4	89.58%	86
TOTAL		96

Q6 During your fellowship, how often did you feel uncomfortable or that you were operating without adequate supervision (either directly or indirectly available)?

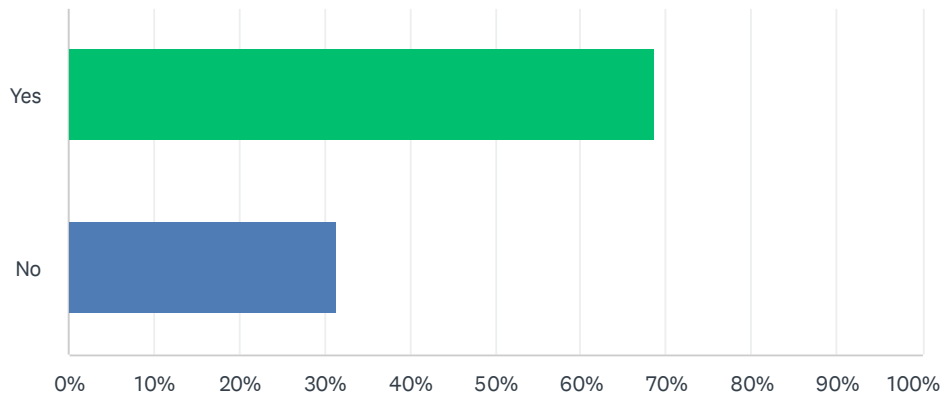
Answered: 96 Skipped: 0



ANSWER CHOICES	RESPONSES
Always	2.08% 2
Usually	0.00% 0
Sometimes	1.04% 1
Rarely	27.08% 26
Never	69.79% 67
TOTAL	96

Q7 Did you take call during your fellowship as an attending?

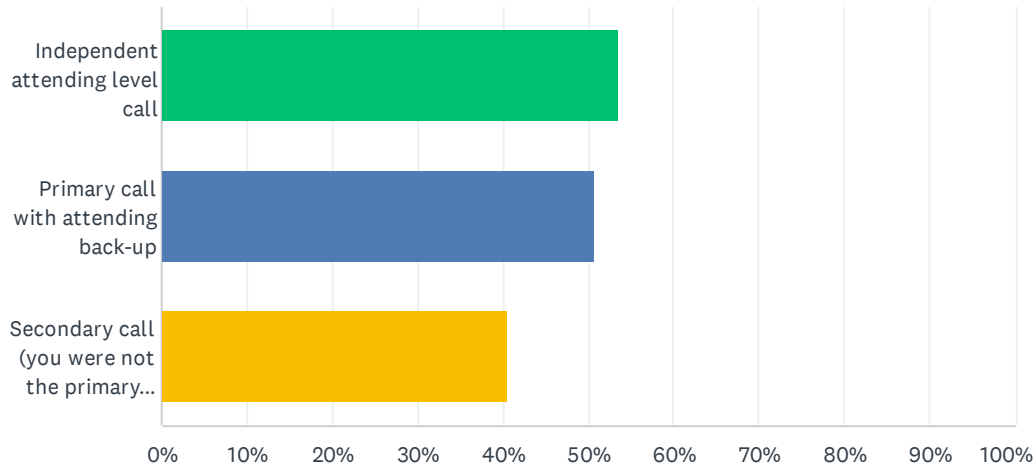
Answered: 96 Skipped: 0



ANSWER CHOICES	RESPONSES	
Yes	68.75%	66
No	31.25%	30
TOTAL		96

Q8 IF #7 is YES, check all that apply:

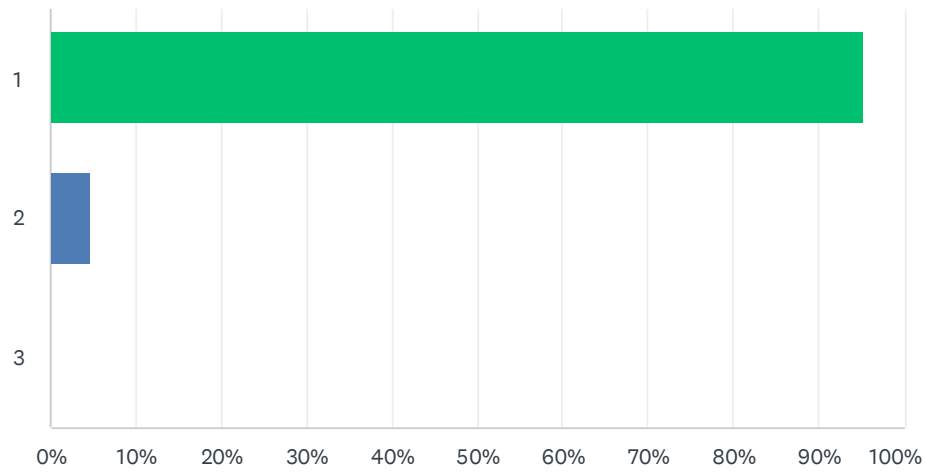
Answered: 69 Skipped: 27



ANSWER CHOICES	RESPONSES	
Independent attending level call	53.62%	37
Primary call with attending back-up	50.72%	35
Secondary call (you were not the primary contact, but still had obligations and/or responsibilities)	40.58%	28
Total Respondents: 69		

Q9 When on call, how many hospitals are you covering?

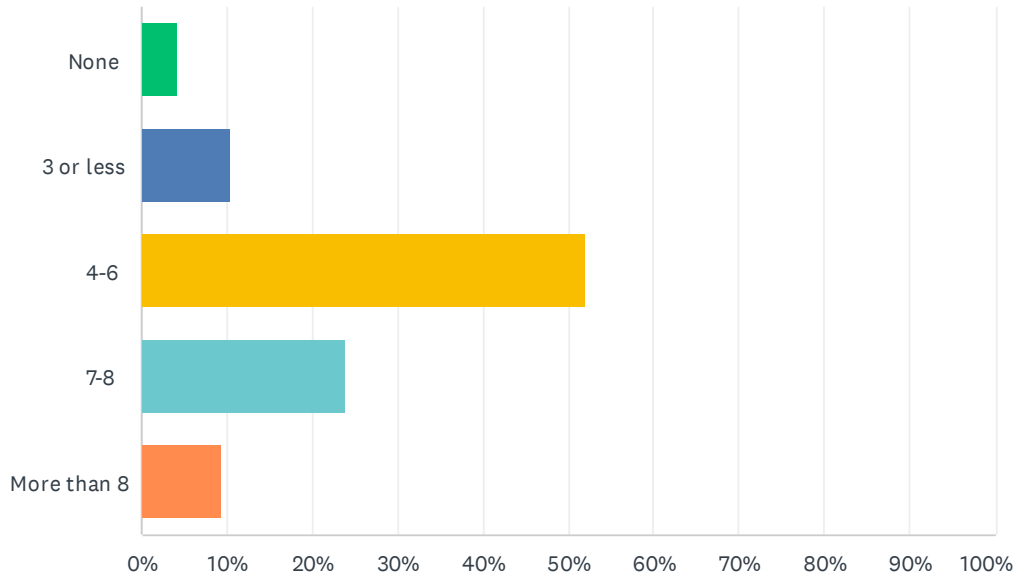
Answered: 84 Skipped: 12



ANSWER CHOICES	RESPONSES	
1	95.24%	80
2	4.76%	4
3	0.00%	0
TOTAL		84

Q10 How many call nights per month (average) did you take during your fellowship year?

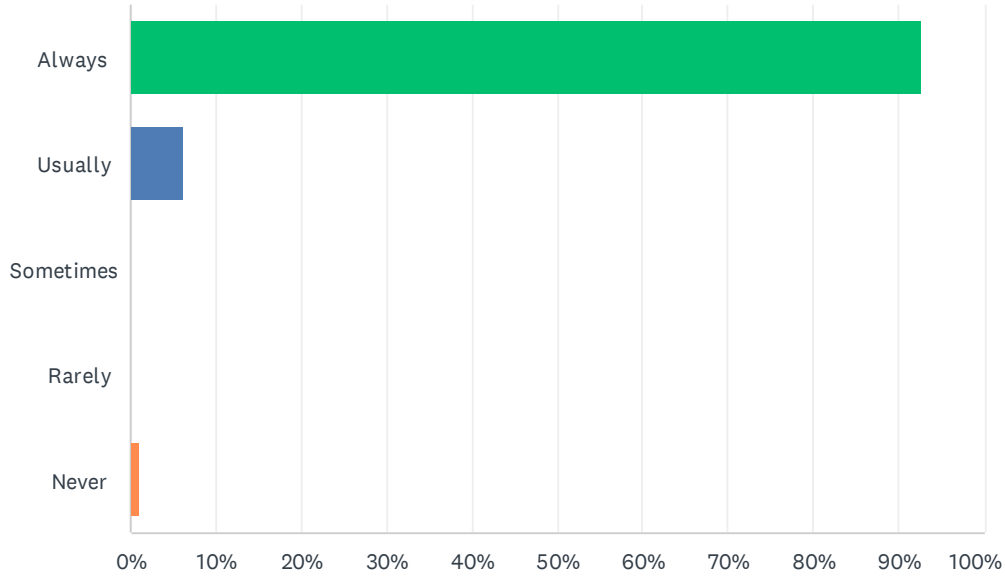
Answered: 96 Skipped: 0



ANSWER CHOICES	RESPONSES
None	4.17% 4
3 or less	10.42% 10
4-6	52.08% 50
7-8	23.96% 23
More than 8	9.38% 9
TOTAL	96

Q11 If/when you took independent call, how often did you feel that you had adequate backup if you needed help with complex decision making or help with a case?

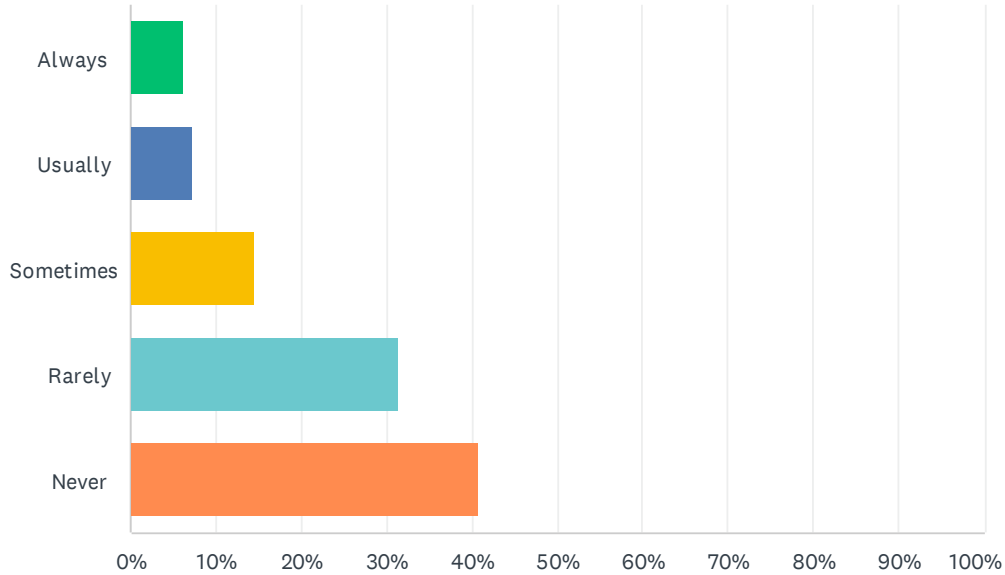
Answered: 96 Skipped: 0



ANSWER CHOICES	RESPONSES	
Always	92.71%	89
Usually	6.25%	6
Sometimes	0.00%	0
Rarely	0.00%	0
Never	1.04%	1
TOTAL		96

Q12 How often during your fellowship did you not have attending evaluate case prior to patient leaving the room?

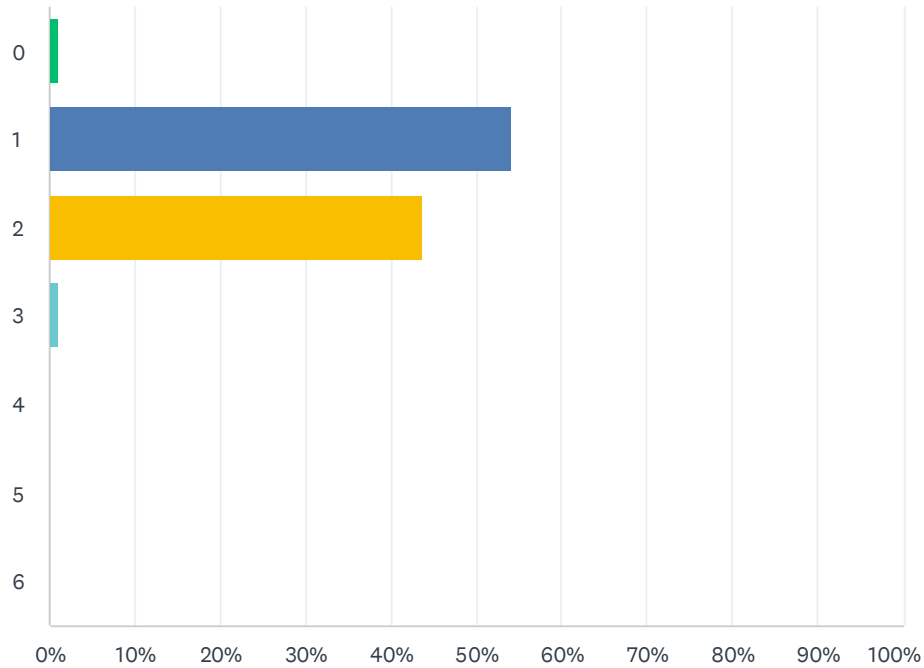
Answered: 96 Skipped: 0



ANSWER CHOICES	RESPONSES
Always	6.25% 6
Usually	7.29% 7
Sometimes	14.58% 14
Rarely	31.25% 30
Never	40.63% 39
TOTAL	96

Q13 On average, how many half day sessions were spent in clinic weekly? (Full day clinic =2)

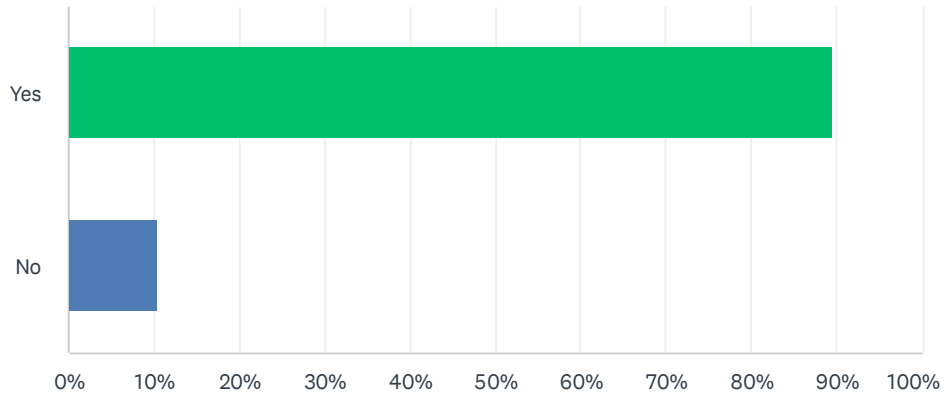
Answered: 96 Skipped: 0



ANSWER CHOICES	RESPONSES	
0	1.04%	1
1	54.17%	52
2	43.75%	42
3	1.04%	1
4	0.00%	0
5	0.00%	0
6	0.00%	0
TOTAL		96

Q14 Is there a fellow level conference?

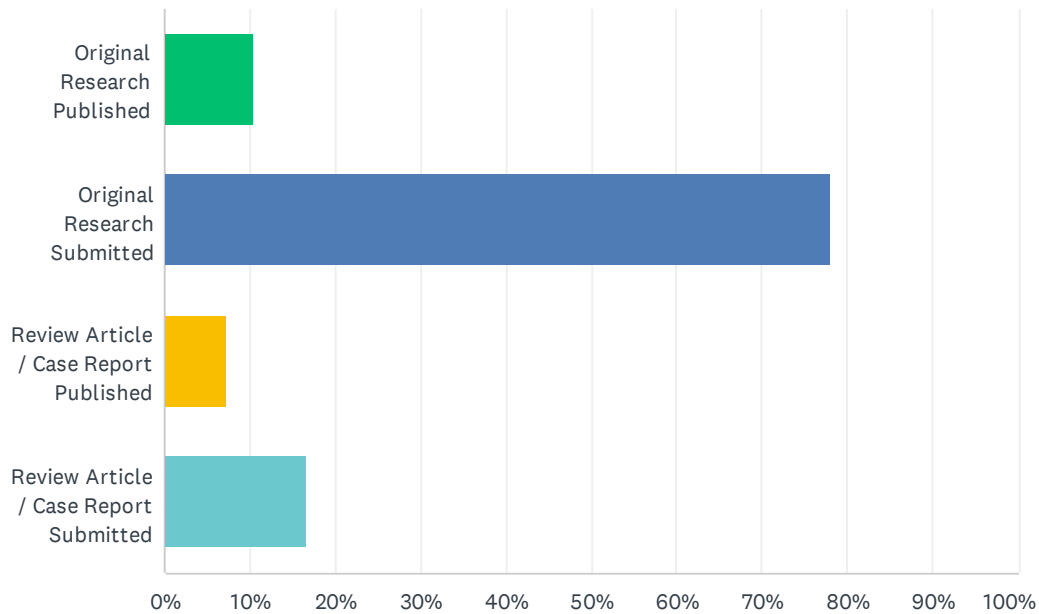
Answered: 96 Skipped: 0



ANSWER CHOICES	RESPONSES	
Yes	89.58%	86
No	10.42%	10
TOTAL		96

Q15 Did you complete a scholarly project during your fellowship year?

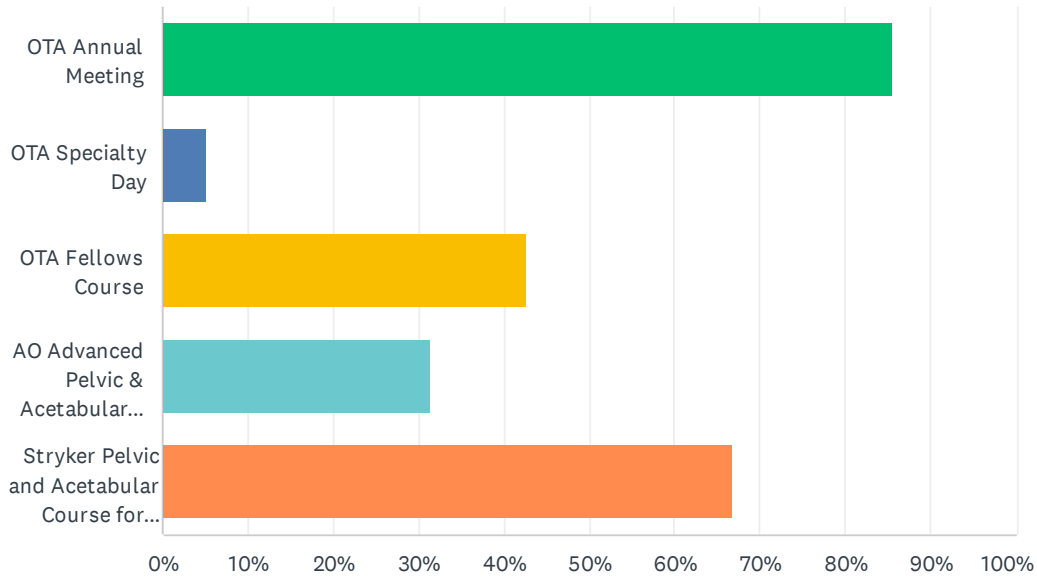
Answered: 96 Skipped: 0



ANSWER CHOICES	RESPONSES	
Original Research Published	10.42%	10
Original Research Submitted	78.13%	75
Review Article / Case Report Published	7.29%	7
Review Article / Case Report Submitted	16.67%	16
Total Respondents: 96		

Q16 Indicate which course you attended during the year. Please check all that apply.

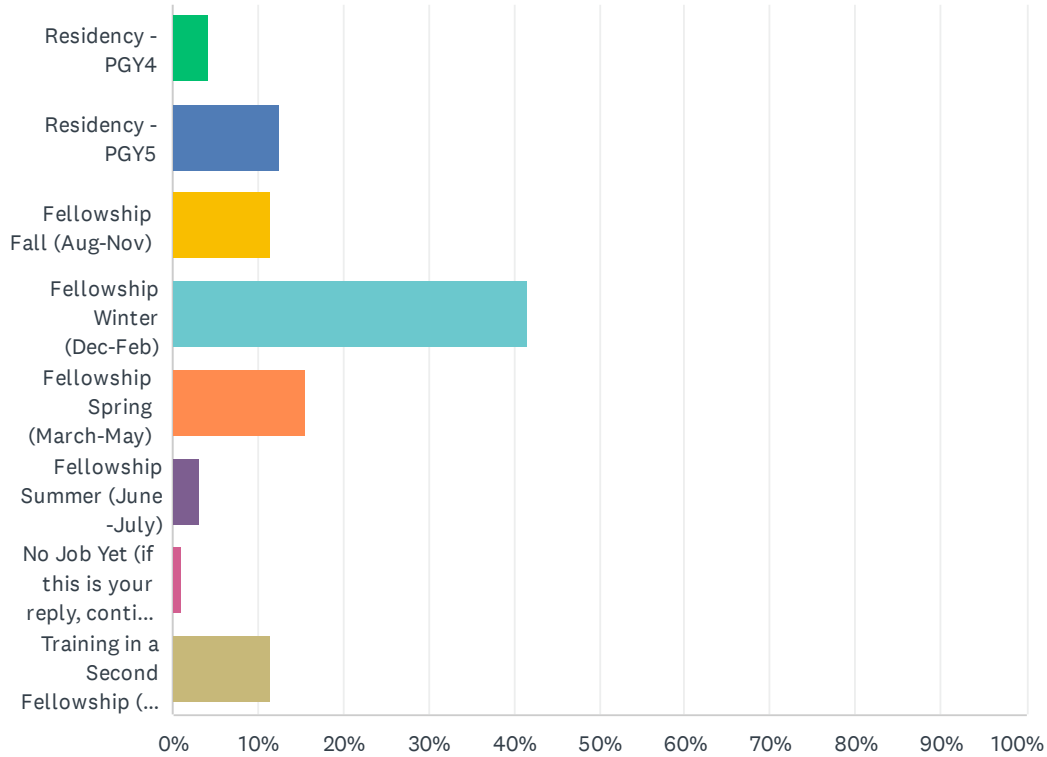
Answered: 96 Skipped: 0



ANSWER CHOICES	RESPONSES	
OTA Annual Meeting	85.42%	82
OTA Specialty Day	5.21%	5
OTA Fellows Course	42.71%	41
AO Advanced Pelvic & Acetabular Course	31.25%	30
Stryker Pelvic and Acetabular Course for Fellows	66.67%	64
Total Respondents: 96		

Q17 At what point did you secure your future employment either as a verbal or written agreement?

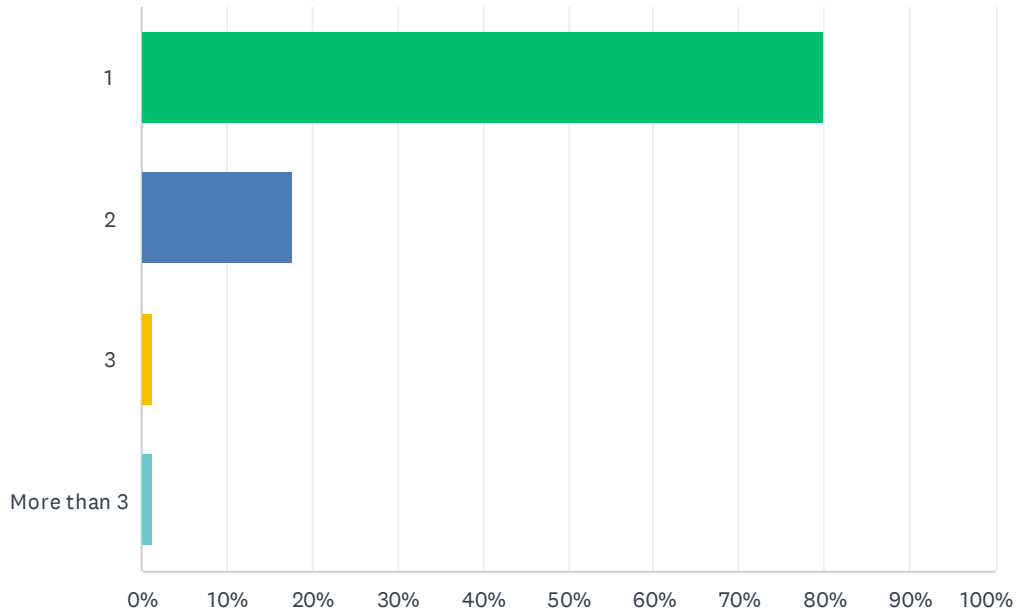
Answered: 96 Skipped: 0



ANSWER CHOICES	RESPONSES	
Residency - PGY4	4.17%	4
Residency - PGY5	12.50%	12
Fellowship Fall (Aug-Nov)	11.46%	11
Fellowship Winter (Dec-Feb)	41.67%	40
Fellowship Spring (March-May)	15.63%	15
Fellowship Summer (June -July)	3.13%	3
No Job Yet (if this is your reply, continue to page 3)	1.04%	1
Training in a Second Fellowship (if this is your reply, continue to page 3)	11.46%	11
Total Respondents: 96		

Q18 For the position you took, how many times did you interview at the location prior to making your decision?

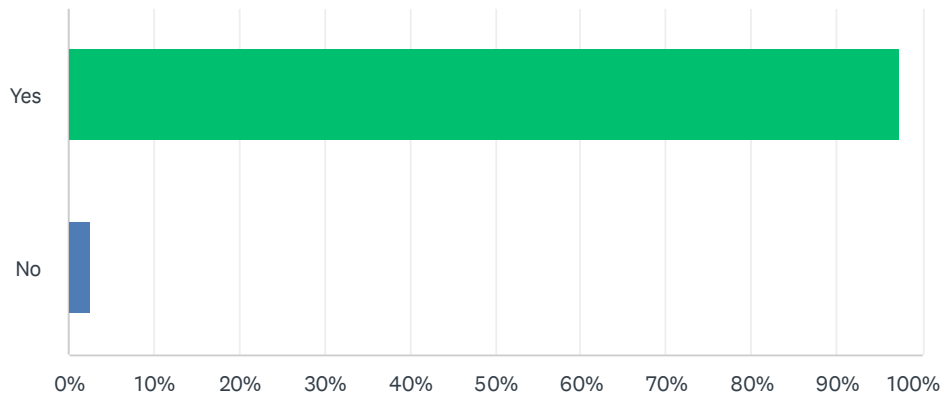
Answered: 85 Skipped: 11



ANSWER CHOICES	RESPONSES	
1	80.00%	68
2	17.65%	15
3	1.18%	1
More than 3	1.18%	1
TOTAL		85

Q19 Did you feel supported in obtaining a job from your fellowship faculty?

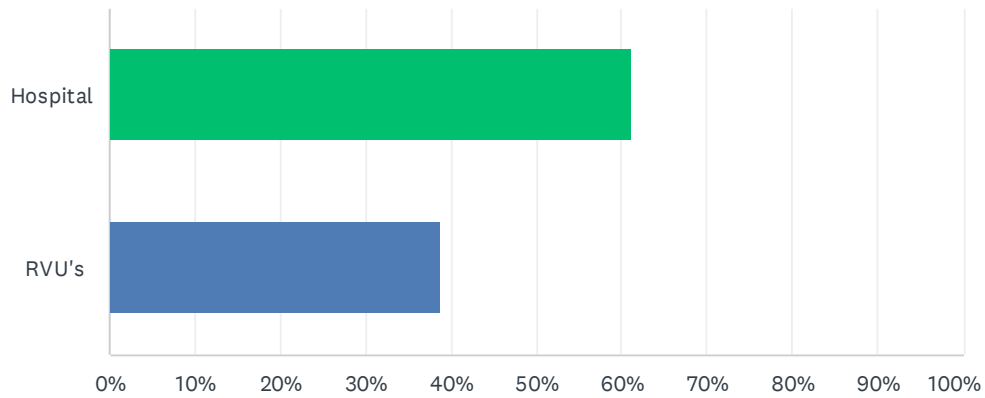
Answered: 81 Skipped: 15



ANSWER CHOICES	RESPONSES
Yes	97.53% 79
No	2.47% 2
Total Respondents: 81	

Q20 Is your pay based on contributions from the hospital or RVU's?

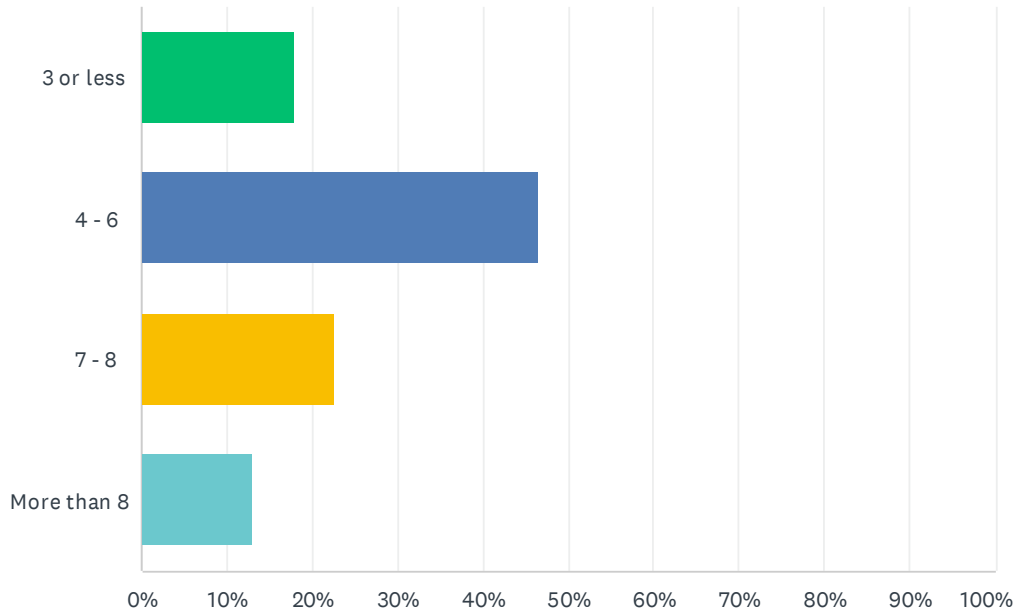
Answered: 85 Skipped: 11



ANSWER CHOICES	RESPONSES	
Hospital	61.18%	52
RVU's	38.82%	33
TOTAL		85

Q21 Number of nights on call anticipated per month:

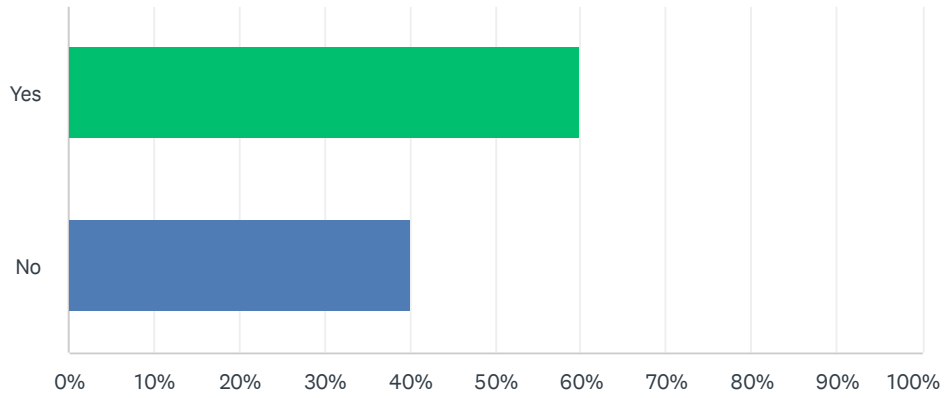
Answered: 84 Skipped: 12



ANSWER CHOICES	RESPONSES
3 or less	17.86% 15
4 - 6	46.43% 39
7 - 8	22.62% 19
More than 8	13.10% 11
TOTAL	84

Q22 Will you receive call pay?

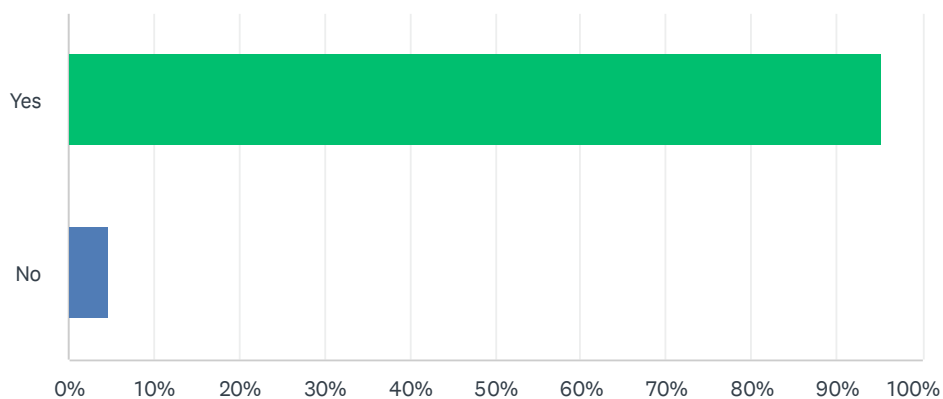
Answered: 85 Skipped: 11



ANSWER CHOICES	RESPONSES	
Yes	60.00%	51
No	40.00%	34
TOTAL		85

Q23 Will you have a dedicated trauma OR available to you?

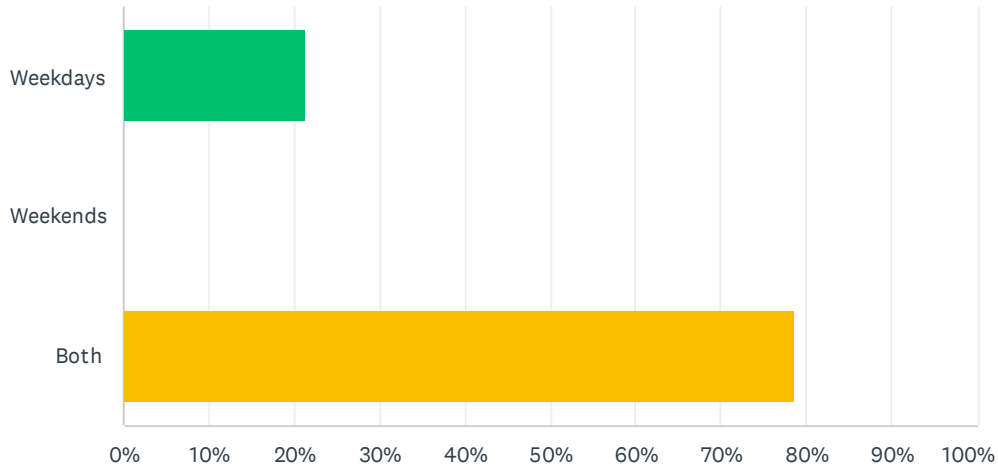
Answered: 84 Skipped: 12



ANSWER CHOICES	RESPONSES	
Yes	95.24%	80
No	4.76%	4
TOTAL		84

Q24 If you have a dedicated orthopaedic trauma OR, please check availability:

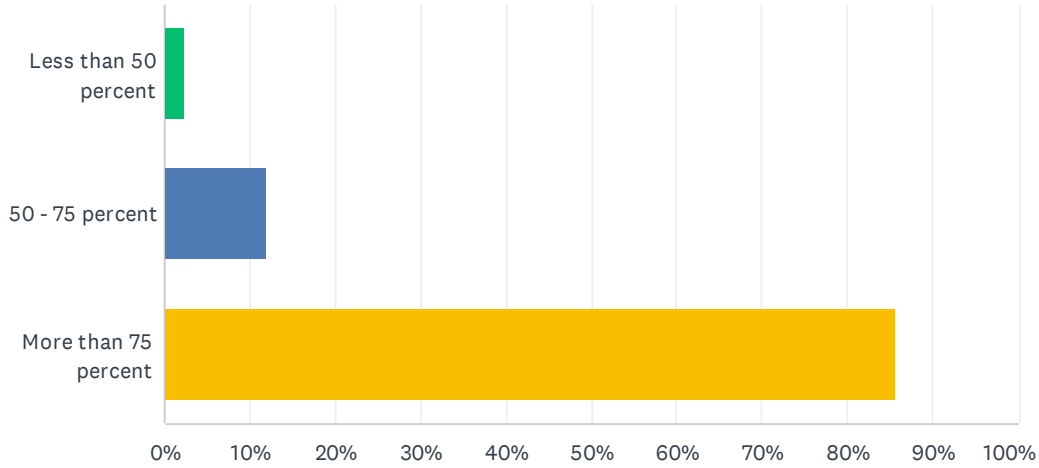
Answered: 80 Skipped: 16



ANSWER CHOICES	RESPONSES
Weekdays	21.25% 17
Weekends	0.00% 0
Both	78.75% 63
TOTAL	80

Q25 What percentage of your practice do you anticipate being devoted to trauma (including both acute trauma, infections, nonunion, malunion, fusions)?

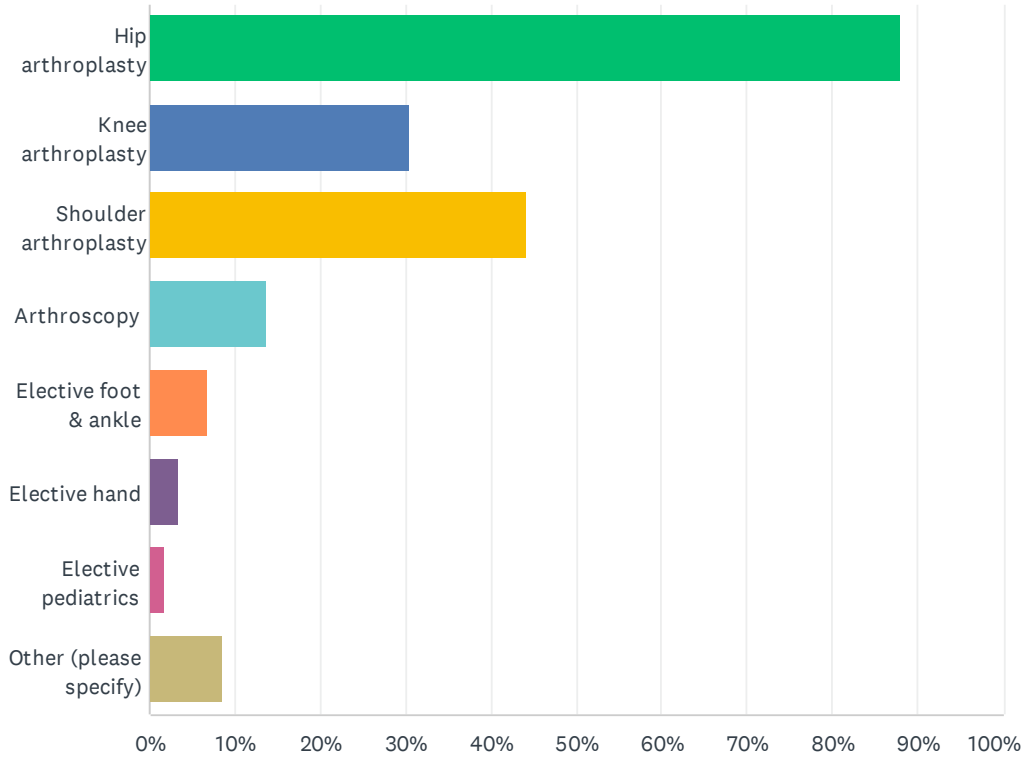
Answered: 84 Skipped: 12



ANSWER CHOICES	RESPONSES	
Less than 50 percent	2.38%	2
50 - 75 percent	11.90%	10
More than 75 percent	85.71%	72
TOTAL		84

Q26 If not 100% trauma, what other cases do you anticipate doing in addition to trauma?

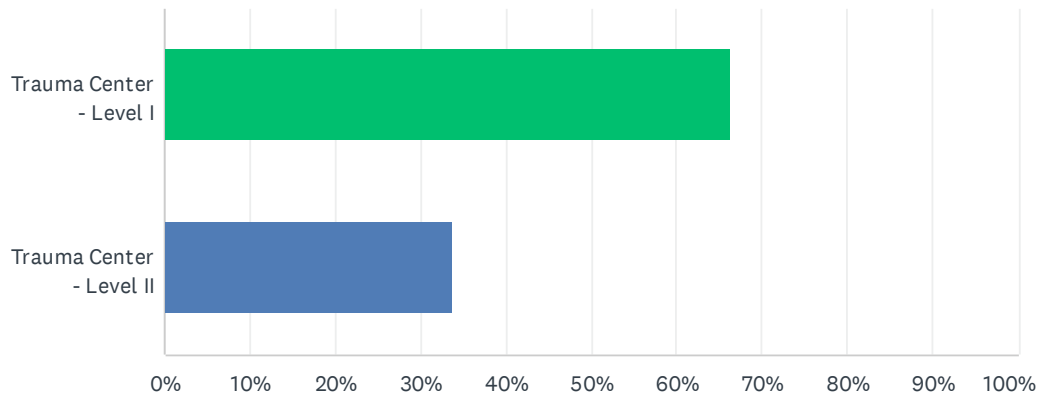
Answered: 59 Skipped: 37



ANSWER CHOICES	RESPONSES	
Hip arthroplasty	88.14%	52
Knee arthroplasty	30.51%	18
Shoulder arthroplasty	44.07%	26
Arthroscopy	13.56%	8
Elective foot & ankle	6.78%	4
Elective hand	3.39%	2
Elective pediatrics	1.69%	1
Other (please specify)	8.47%	5
Total Respondents: 59		

Q27 Please describe your job setting.

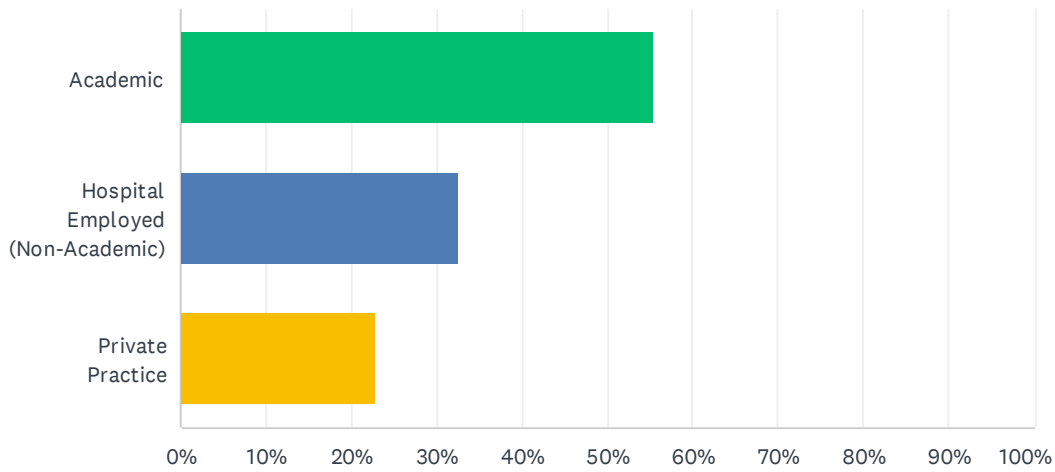
Answered: 83 Skipped: 13



ANSWER CHOICES	RESPONSES
Trauma Center - Level I	66.27% 55
Trauma Center - Level II	33.73% 28
TOTAL	83

Q28 Please describe your job setting.

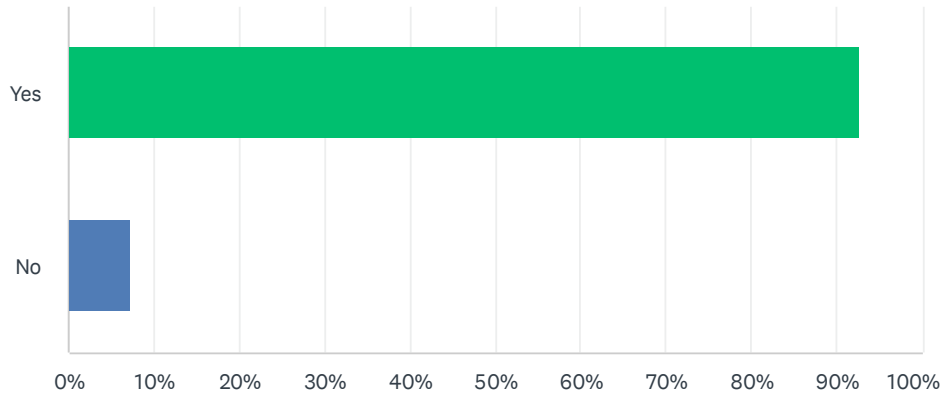
Answered: 83 Skipped: 13



ANSWER CHOICES	RESPONSES	
Academic	55.42%	46
Hospital Employed (Non-Academic)	32.53%	27
Private Practice	22.89%	19
Total Respondents: 83		

Q29 Is your future job in the practice setting that you most wanted when you entered fellowship and decided on a career in trauma?

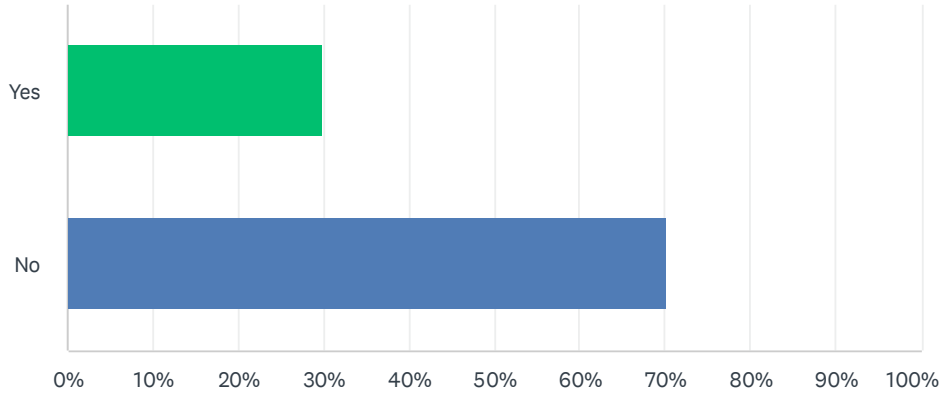
Answered: 83 Skipped: 13



ANSWER CHOICES	RESPONSES	
Yes	92.77%	77
No	7.23%	6
TOTAL		83

Q30 Did you feel like your job options were limited due to an overabundance of trauma fellowship trained job applicants?

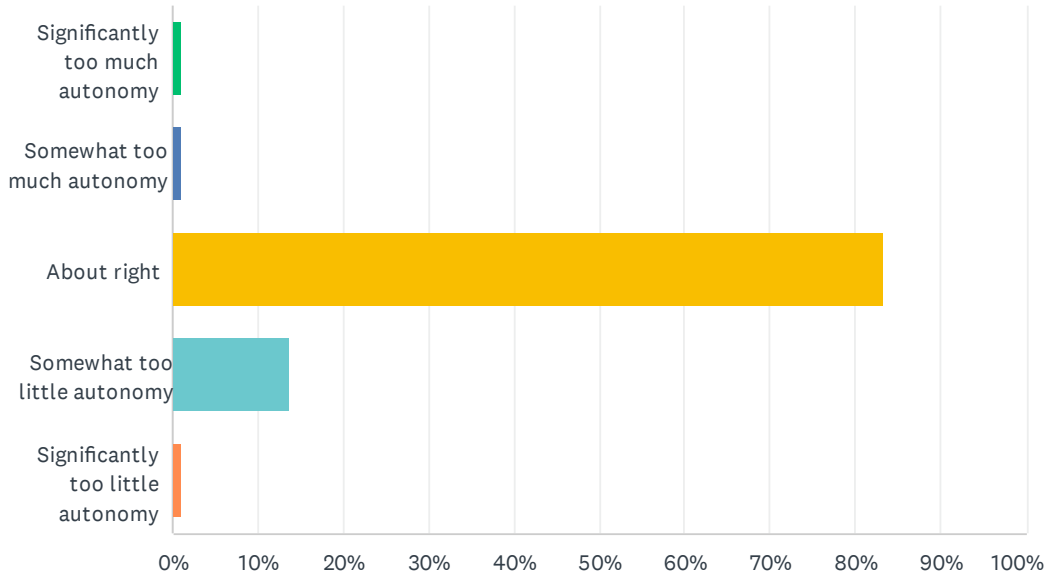
Answered: 84 Skipped: 12



ANSWER CHOICES	RESPONSES	
Yes	29.76%	25
No	70.24%	59
TOTAL		84

Q33 Some degree of autonomy may be helpful in gaining the confidence and experience with independent decision making. How well did your fellowship strike the balance for you between too much autonomy or too little?

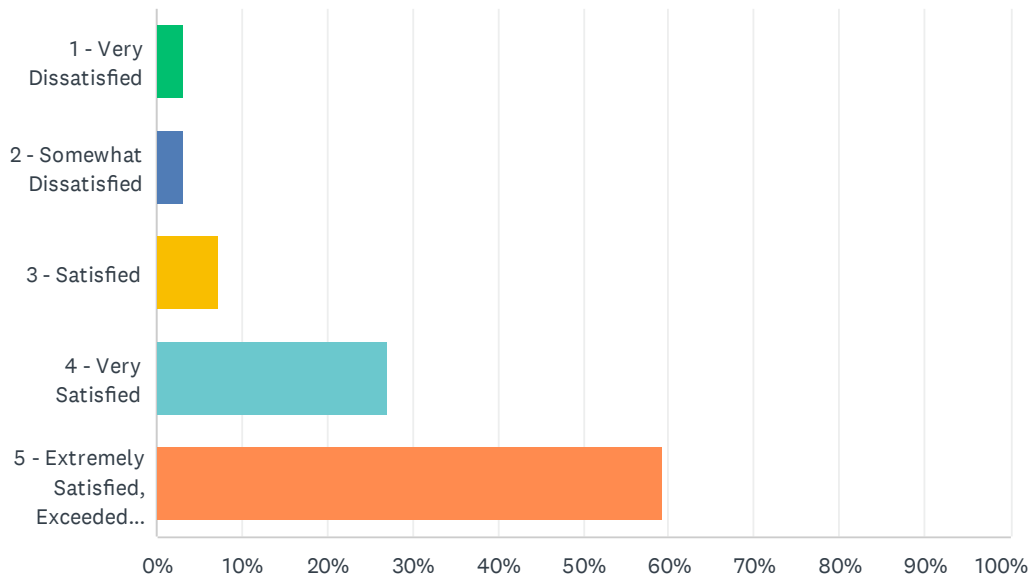
Answered: 96 Skipped: 0



ANSWER CHOICES	RESPONSES	
Significantly too much autonomy	1.04%	1
Somewhat too much autonomy	1.04%	1
About right	83.33%	80
Somewhat too little autonomy	13.54%	13
Significantly too little autonomy	1.04%	1
TOTAL		96

Q34 Overall, how satisfied are you with your fellowship:

Answered: 96 Skipped: 0



ANSWER CHOICES	RESPONSES	
1 - Very Dissatisfied	3.13%	3
2 - Somewhat Dissatisfied	3.13%	3
3 - Satisfied	7.29%	7
4 - Very Satisfied	27.08%	26
5 - Extremely Satisfied, Exceeded Expectations	59.38%	57
TOTAL		96