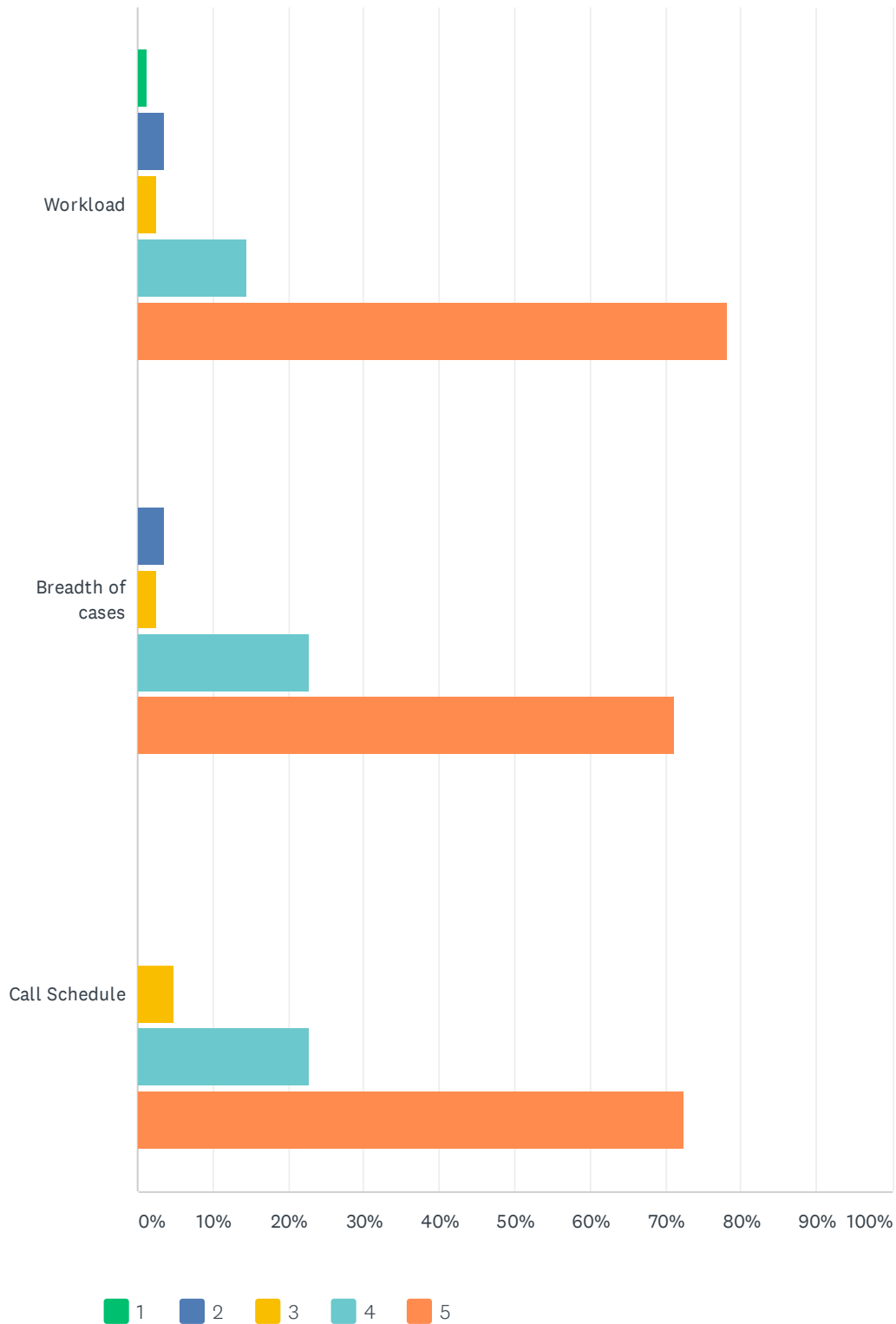


Q3 Please rank your experience during your fellowship year on a scale of 1-5, with 1 being non-satisfactory, and 5 being completely satisfactory.

Answered: 83 Skipped: 0

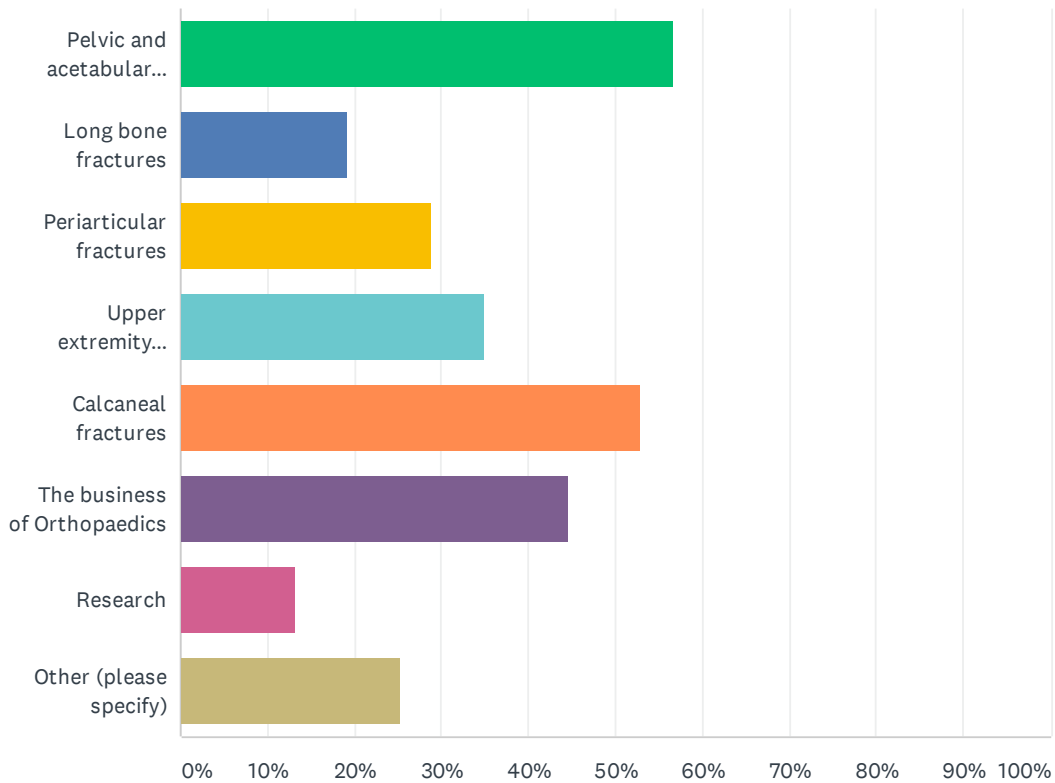


2018 Post Fellowship Survey

| | 1 | 2 | 3 | 4 | 5 | TOTAL |
|------------------|------------|------------|------------|--------------|--------------|-------|
| Workload | 1.20% 1 | 3.61% 3 | 2.41% 2 | 14.46% 12 | 78.31% 65 | 83 |
| Breadth of cases | 0.00% 0 | 3.61% 3 | 2.41% 2 | 22.89% 19 | 71.08% 59 | 83 |
| Call Schedule | 0.00% 0 | 0.00% 0 | 4.82% 4 | 22.89% 19 | 72.29% 60 | 83 |

Q4 Please check all areas in which you desired additional training during your fellowship year.

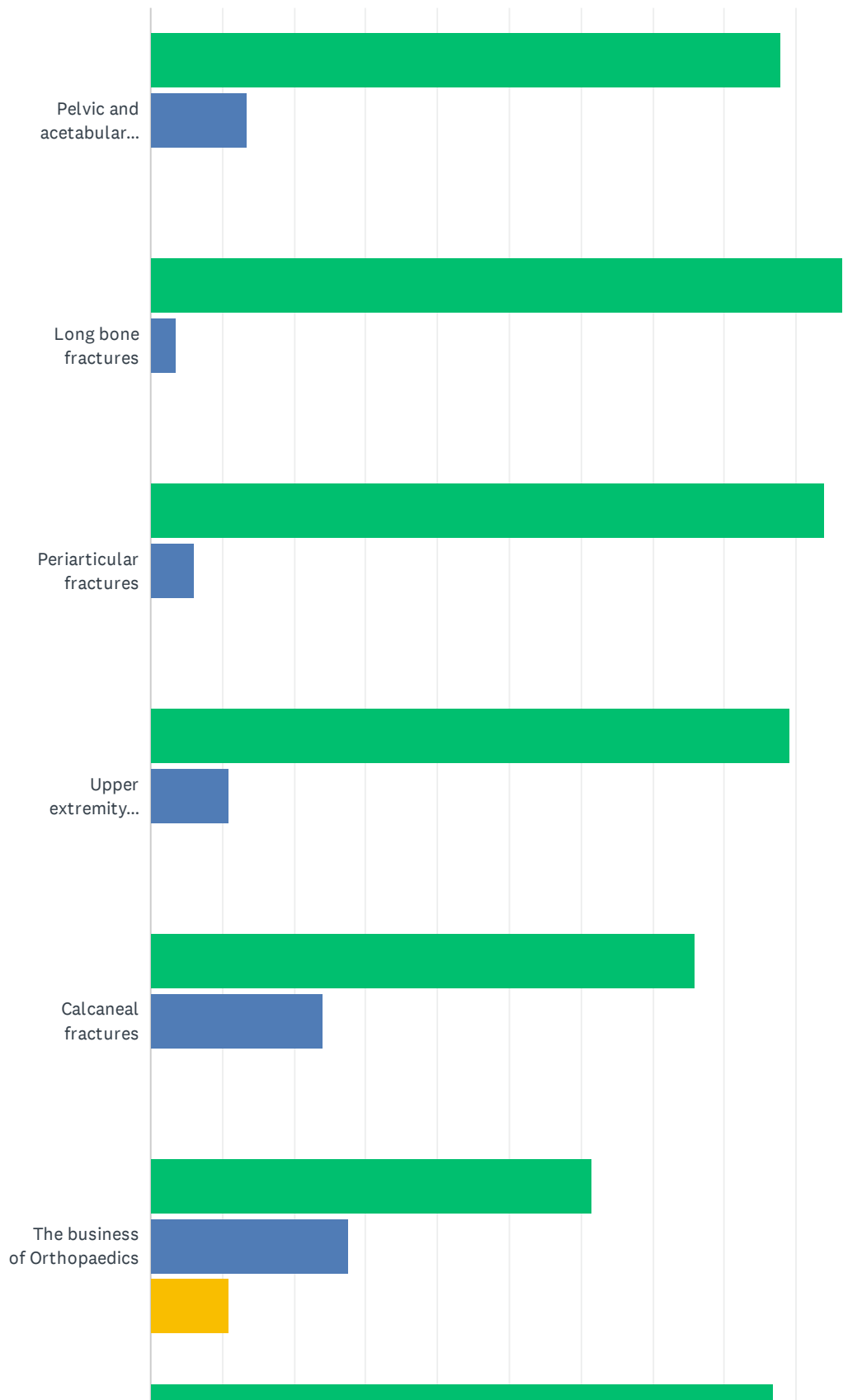
Answered: 83 Skipped: 0



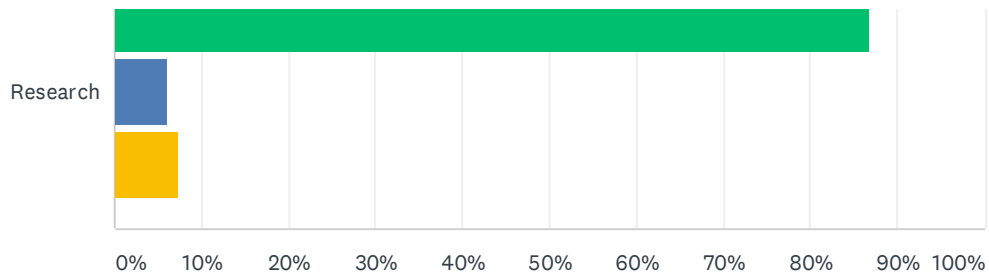
| ANSWER CHOICES | RESPONSES | |
|------------------------------|-----------|----|
| Pelvic and acetabular trauma | 56.63% | 47 |
| Long bone fractures | 19.28% | 16 |
| Periarticular fractures | 28.92% | 24 |
| Upper extremity fractures | 34.94% | 29 |
| Calcaneal fractures | 53.01% | 44 |
| The business of Orthopaedics | 44.58% | 37 |
| Research | 13.25% | 11 |
| Other (please specify) | 25.30% | 21 |
| Total Respondents: 83 | | |

Q5 Did the caseload meet your expectations

Answered: 83 Skipped: 0



2018 Post Fellowship Survey

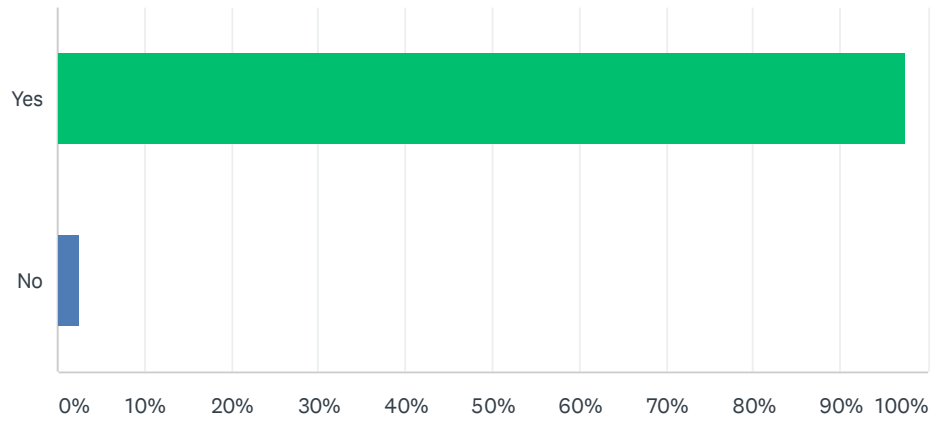


■ Yes
 ■ No
 ■ NA

| | YES | NO | NA | TOTAL RESPONDENTS |
|------------------------------|--------------|--------------|-------------|-------------------|
| Pelvic and acetabular trauma | 87.80% 72 | 13.41% 11 | 0.00% 0 | 82 |
| Long bone fractures | 96.39% 80 | 3.61% 3 | 0.00% 0 | 83 |
| Periarticular fractures | 93.90% 77 | 6.10% 5 | 0.00% 0 | 82 |
| Upper extremity fractures | 89.16% 74 | 10.84% 9 | 0.00% 0 | 83 |
| Calcaneal fractures | 75.90% 63 | 24.10% 20 | 0.00% 0 | 83 |
| The business of Orthopaedics | 61.45% 51 | 27.71% 23 | 10.84% 9 | 83 |
| Research | 86.75% 72 | 6.02% 5 | 7.23% 6 | 83 |

Q6 Did you participate actively in patient rounds and care?

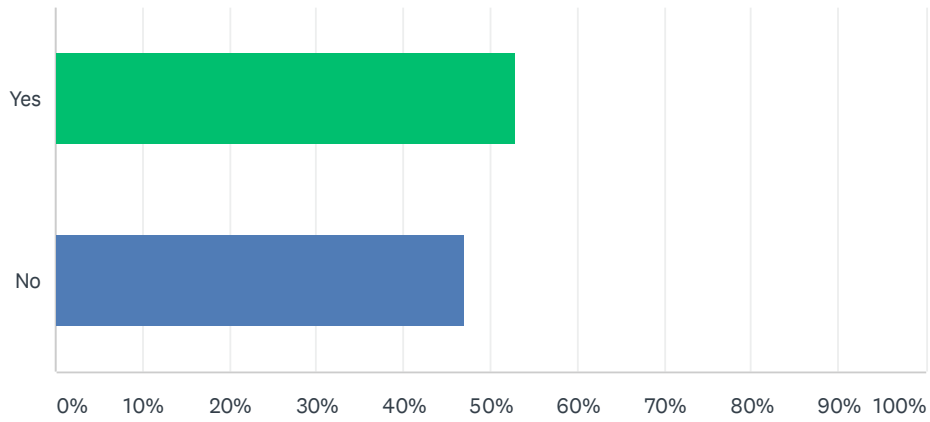
Answered: 83 Skipped: 0



| ANSWER CHOICES | RESPONSES | |
|----------------|-----------|----|
| Yes | 97.59% | 81 |
| No | 2.41% | 2 |
| TOTAL | | 83 |

Q7 Did you take call during your fellowship as an attending?

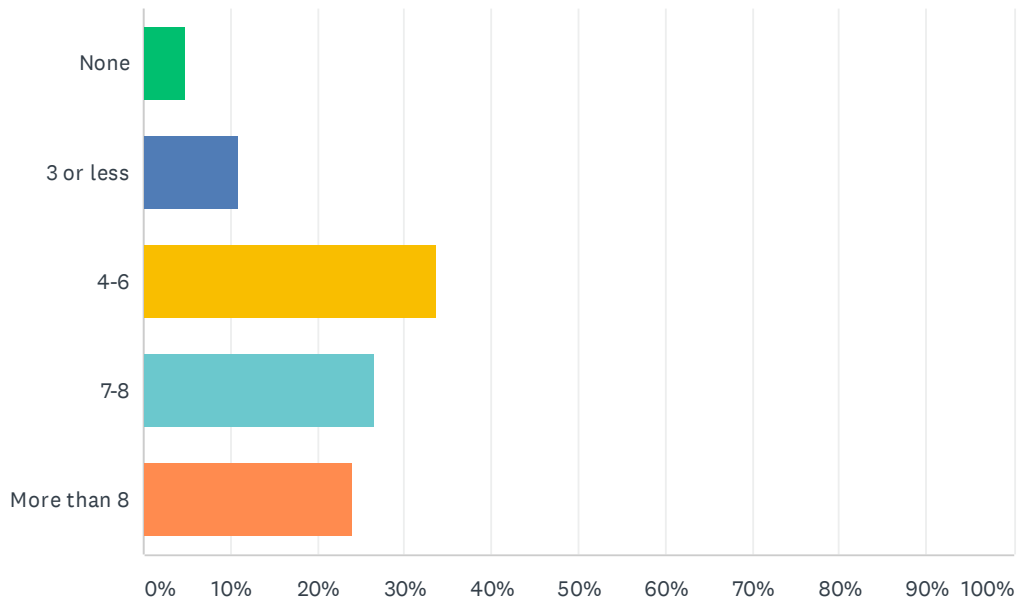
Answered: 83 Skipped: 0



| ANSWER CHOICES | RESPONSES | |
|----------------|-----------|----|
| Yes | 53.01% | 44 |
| No | 46.99% | 39 |
| TOTAL | | 83 |

Q8 How many call nights per month (average) did you take during your fellowship year?

Answered: 83 Skipped: 0



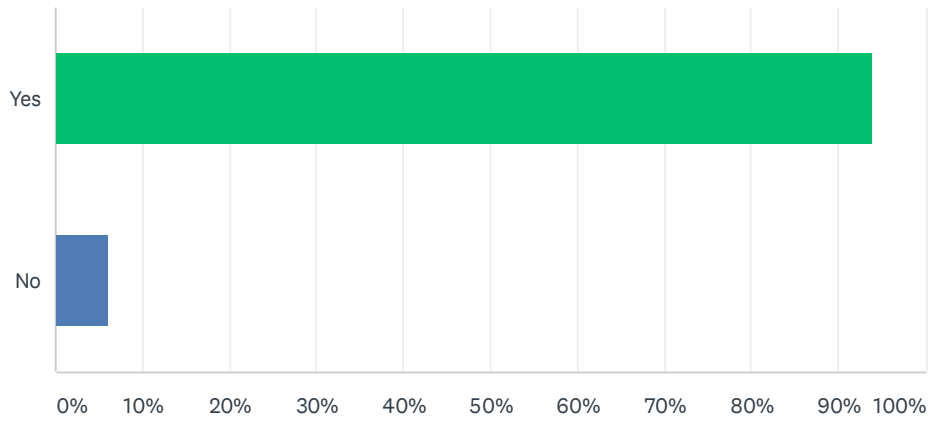
| ANSWER CHOICES | RESPONSES | |
|----------------|-----------|-----------|
| None | 4.82% | 4 |
| 3 or less | 10.84% | 9 |
| 4-6 | 33.73% | 28 |
| 7-8 | 26.51% | 22 |
| More than 8 | 24.10% | 20 |
| TOTAL | | 83 |

Q9 If you did take call during your fellowship, please provide constructive feedback:

Answered: 50 Skipped: 33

Q10 Did you attend/participate in clinic regularly?

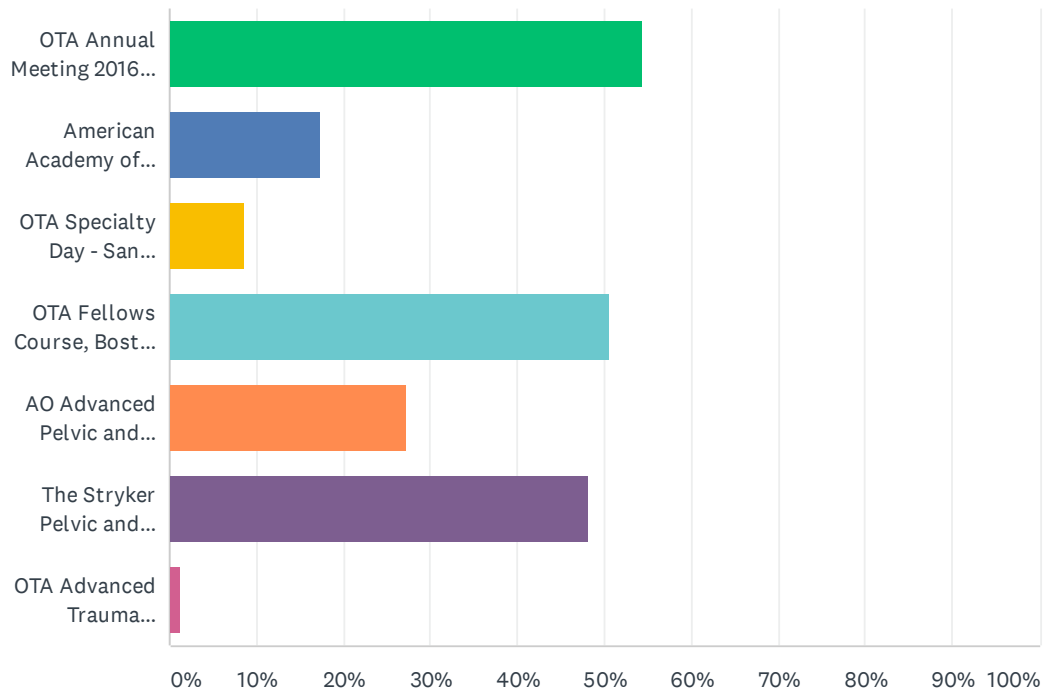
Answered: 83 Skipped: 0



| ANSWER CHOICES | RESPONSES | |
|-----------------------|-----------|----|
| Yes | 93.98% | 78 |
| No | 6.02% | 5 |
| Total Respondents: 83 | | |

Q11 Indicate which course you attended during the year. Please check all that apply.

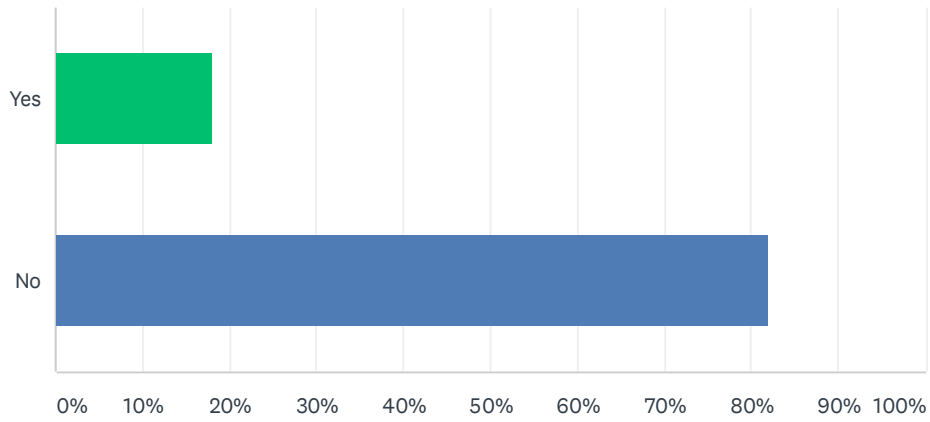
Answered: 81 Skipped: 2



| ANSWER CHOICES | RESPONSES | |
|---|-----------|----|
| OTA Annual Meeting 2016 - National Harbor, MD | 54.32% | 44 |
| American Academy of Orthopaedic Surgeons Annual Meeting-San Diego, CA | 17.28% | 14 |
| OTA Specialty Day - San Diego, CA | 8.64% | 7 |
| OTA Fellows Course, Boston, MA | 50.62% | 41 |
| AO Advanced Pelvic and Acetabular Courses | 27.16% | 22 |
| The Stryker Pelvic and Acetabular Course for Fellows | 48.15% | 39 |
| OTA Advanced Trauma Techniques Course - Dallas, TX | 1.23% | 1 |
| Total Respondents: 81 | | |

Q12 Did you have your job position secured prior to your fellowship?

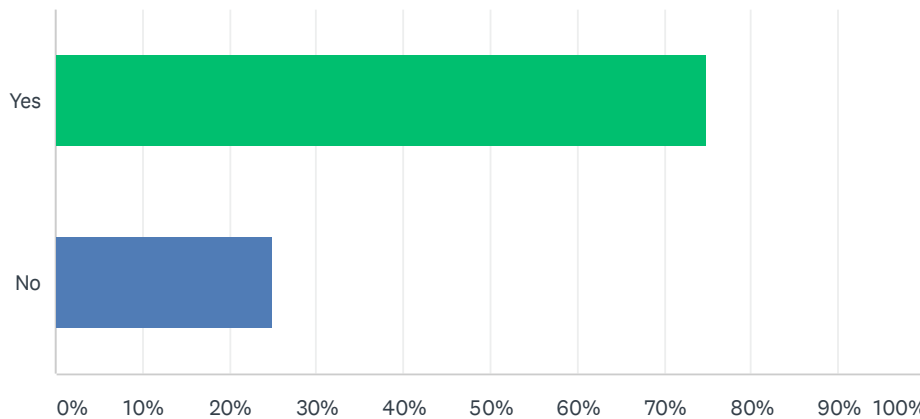
Answered: 83 Skipped: 0



| ANSWER CHOICES | RESPONSES | |
|----------------|-----------|----|
| Yes | 18.07% | 15 |
| No | 81.93% | 68 |
| TOTAL | | 83 |

Q13 If yes, did you honor your commitment?

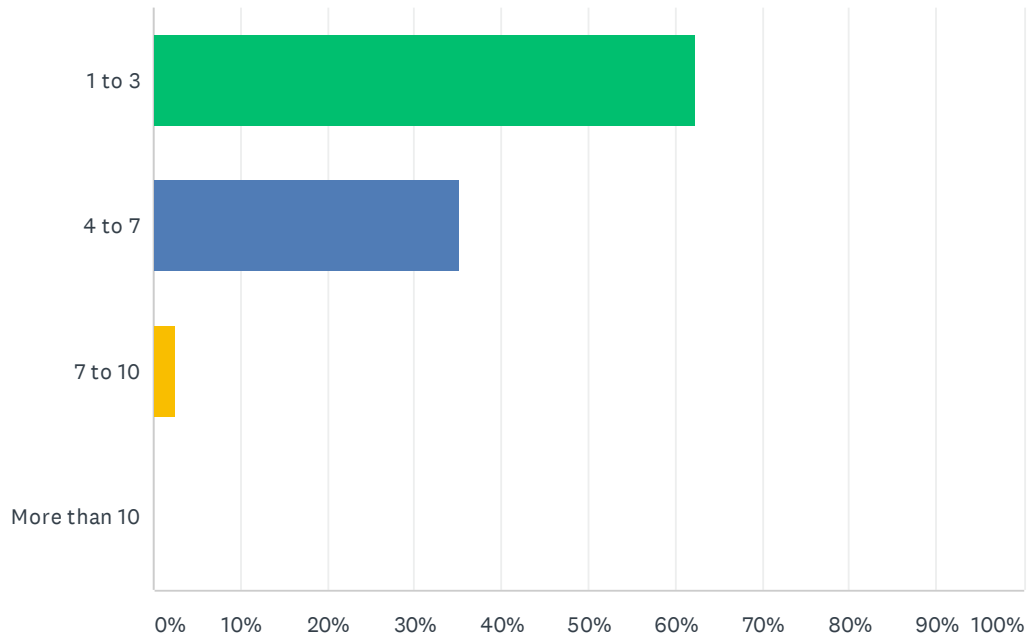
Answered: 24 Skipped: 59



| ANSWER CHOICES | RESPONSES | |
|----------------|-----------|----|
| Yes | 75.00% | 18 |
| No | 25.00% | 6 |
| TOTAL | | 24 |

Q14 How many job interviews did you go on to find your job?

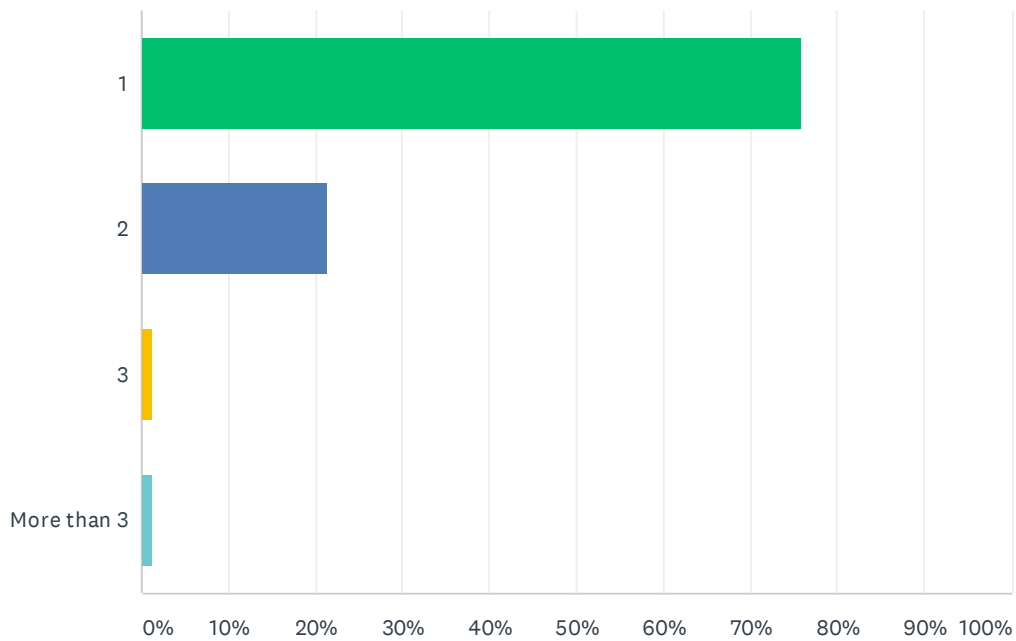
Answered: 77 Skipped: 6



| ANSWER CHOICES | RESPONSES | |
|----------------|-----------|-----------|
| 1 to 3 | 62.34% | 48 |
| 4 to 7 | 35.06% | 27 |
| 7 to 10 | 2.60% | 2 |
| More than 10 | 0.00% | 0 |
| TOTAL | | 77 |

Q15 For the position you took, how many times did you interview at the location prior to making your decision?

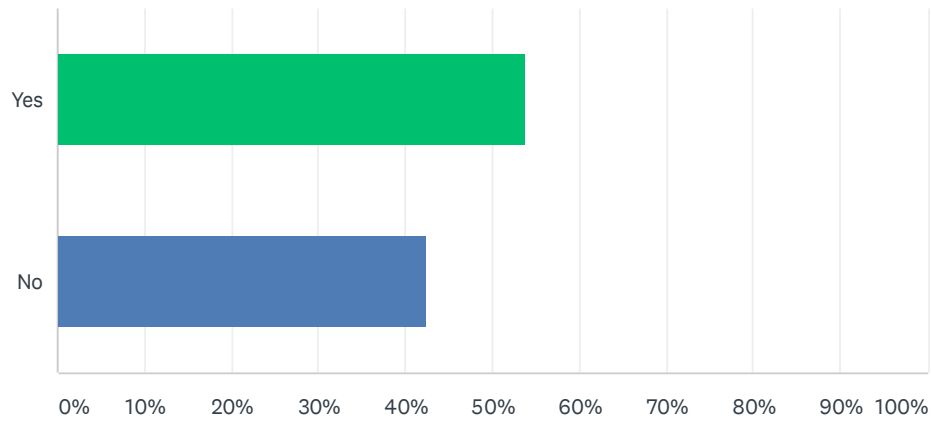
Answered: 75 Skipped: 8



| ANSWER CHOICES | RESPONSES | |
|----------------|-----------|-----------|
| 1 | 76.00% | 57 |
| 2 | 21.33% | 16 |
| 3 | 1.33% | 1 |
| More than 3 | 1.33% | 1 |
| TOTAL | | 75 |

Q16 Did you get assistance in obtaining your job from your fellowship Faculty?

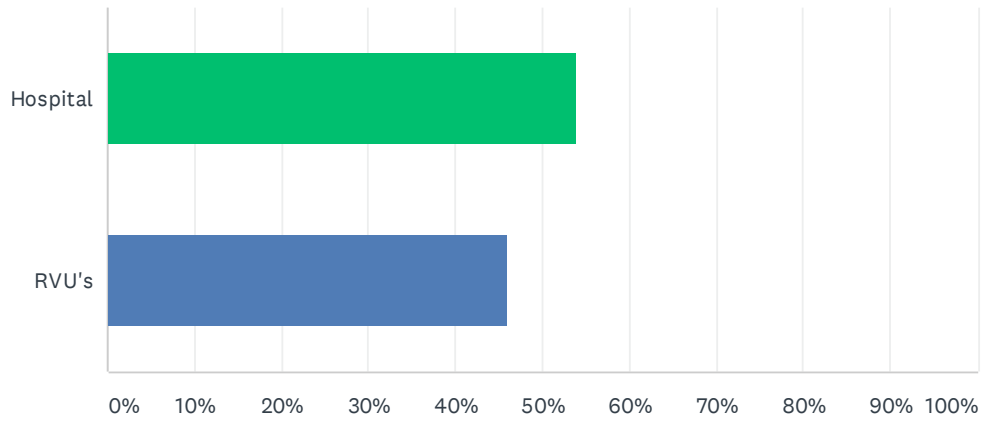
Answered: 80 Skipped: 3



| ANSWER CHOICES | RESPONSES | |
|-----------------------|-----------|----|
| Yes | 53.75% | 43 |
| No | 42.50% | 34 |
| Total Respondents: 80 | | |

Q17 Is your pay based on contributions from the hospital or RVU's?

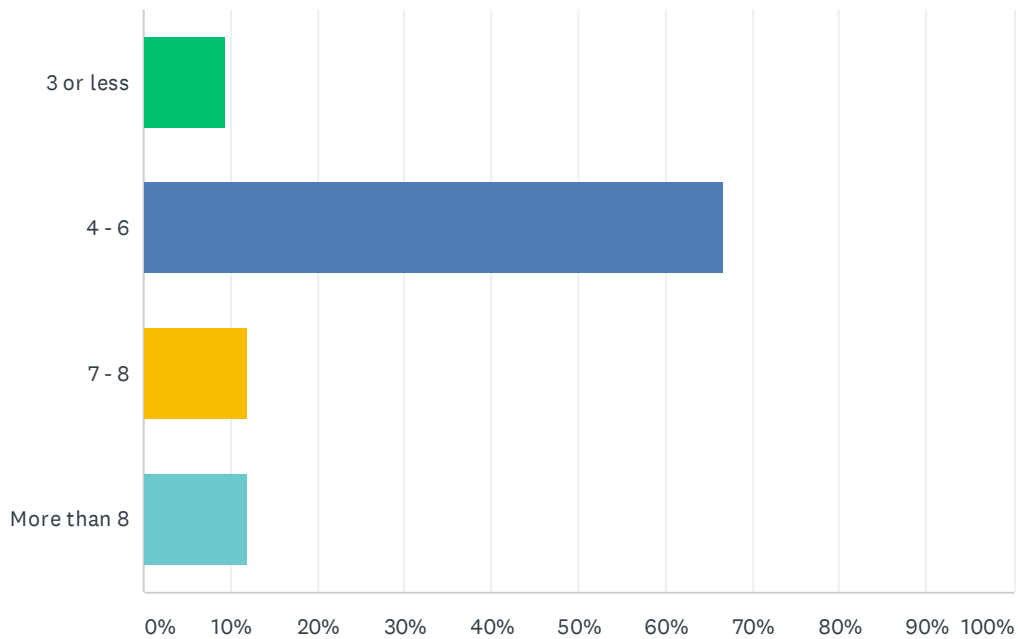
Answered: 74 Skipped: 9



| ANSWER CHOICES | RESPONSES |
|----------------|-----------|
| Hospital | 54.05% 40 |
| RVU's | 45.95% 34 |
| TOTAL | 74 |

Q18 Number of nights on call expected per month:

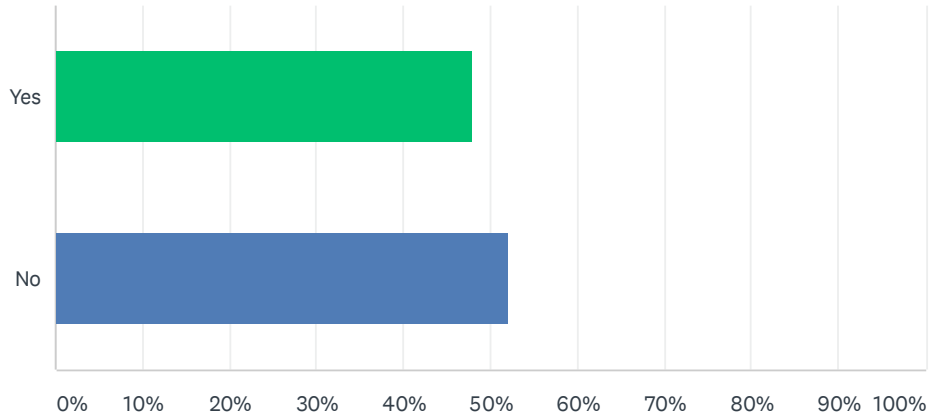
Answered: 75 Skipped: 8



| ANSWER CHOICES | RESPONSES | |
|----------------|-----------|-----------|
| 3 or less | 9.33% | 7 |
| 4 - 6 | 66.67% | 50 |
| 7 - 8 | 12.00% | 9 |
| More than 8 | 12.00% | 9 |
| TOTAL | | 75 |

Q19 Will you receive call pay?

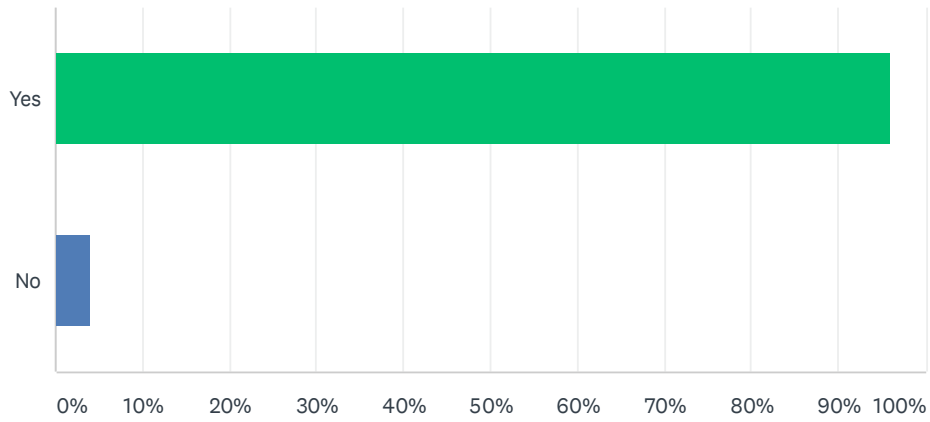
Answered: 75 Skipped: 8



| ANSWER CHOICES | RESPONSES | |
|----------------|-----------|----|
| Yes | 48.00% | 36 |
| No | 52.00% | 39 |
| TOTAL | | 75 |

Q20 Do you have a dedicated trauma OR available to you?

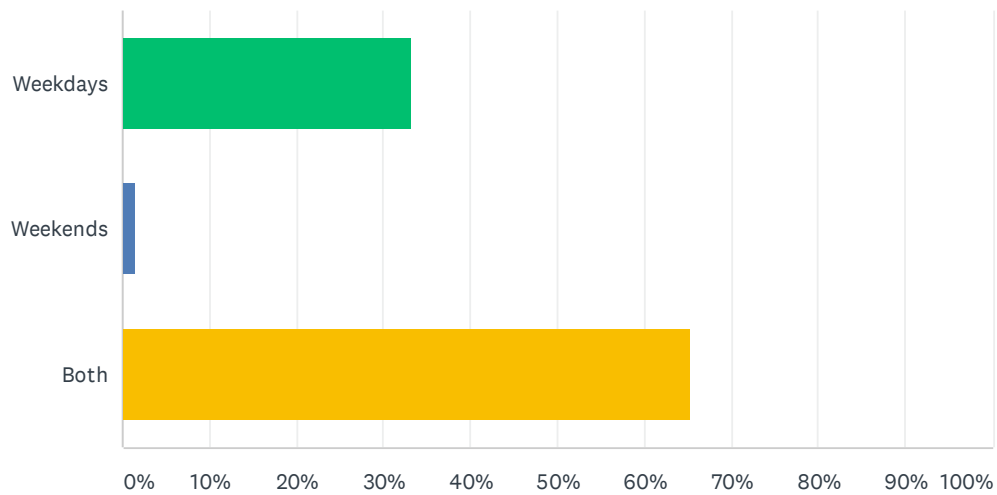
Answered: 75 Skipped: 8



| ANSWER CHOICES | RESPONSES | |
|----------------|-----------|----|
| Yes | 96.00% | 72 |
| No | 4.00% | 3 |
| TOTAL | | 75 |

Q21 If you have a dedicated orthopaedic trauma OR, please check availability:

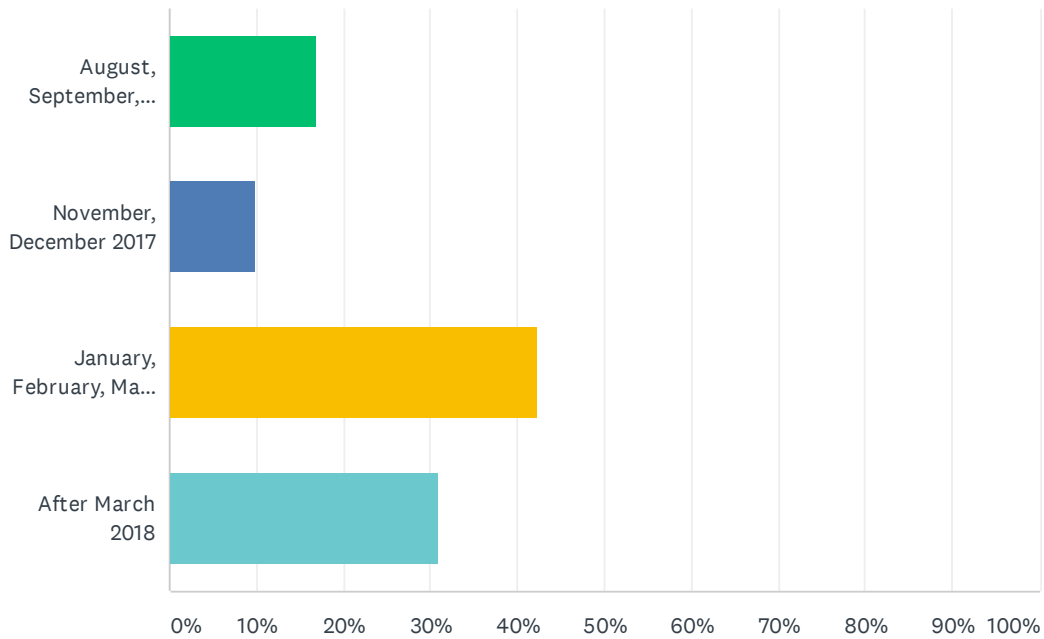
Answered: 72 Skipped: 11



| ANSWER CHOICES | RESPONSES | |
|----------------|-----------|----|
| Weekdays | 33.33% | 24 |
| Weekends | 1.39% | 1 |
| Both | 65.28% | 47 |
| TOTAL | | 72 |

Q22 At what time in the year did you secure your job? This should be the date you signed your contract.

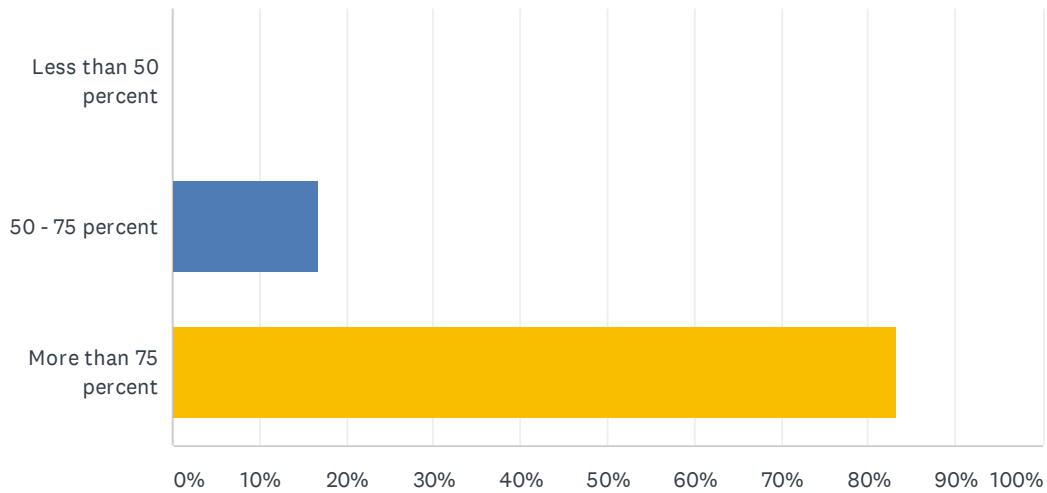
Answered: 71 Skipped: 12



| ANSWER CHOICES | RESPONSES | |
|---------------------------------|-----------|----|
| August, September, October 2017 | 16.90% | 12 |
| November, December 2017 | 9.86% | 7 |
| January, February, March 2018 | 42.25% | 30 |
| After March 2018 | 30.99% | 22 |
| TOTAL | | 71 |

Q23 What percentage of your practice do you anticipate being devoted to trauma?

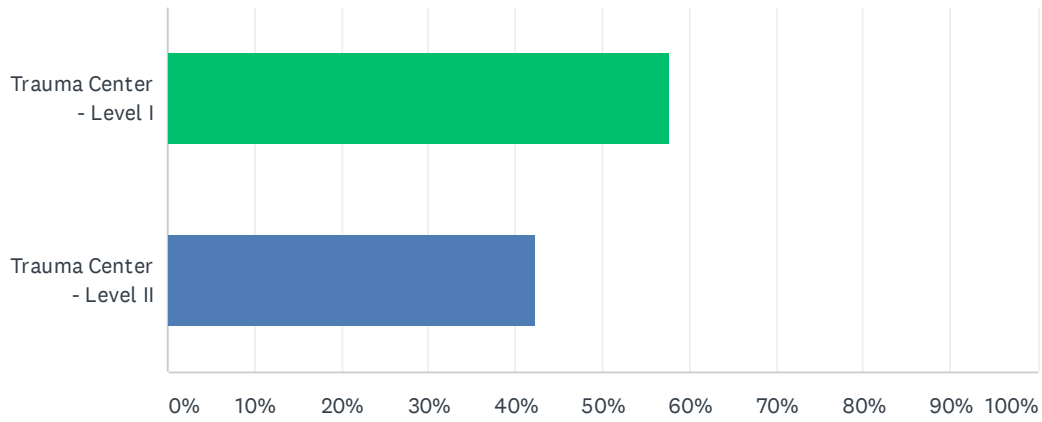
Answered: 78 Skipped: 5



| ANSWER CHOICES | | RESPONSES | |
|----------------------|--|-----------|----|
| Less than 50 percent | | 0.00% | 0 |
| 50 - 75 percent | | 16.67% | 13 |
| More than 75 percent | | 83.33% | 65 |
| TOTAL | | | 78 |

Q24 Please describe your job setting.

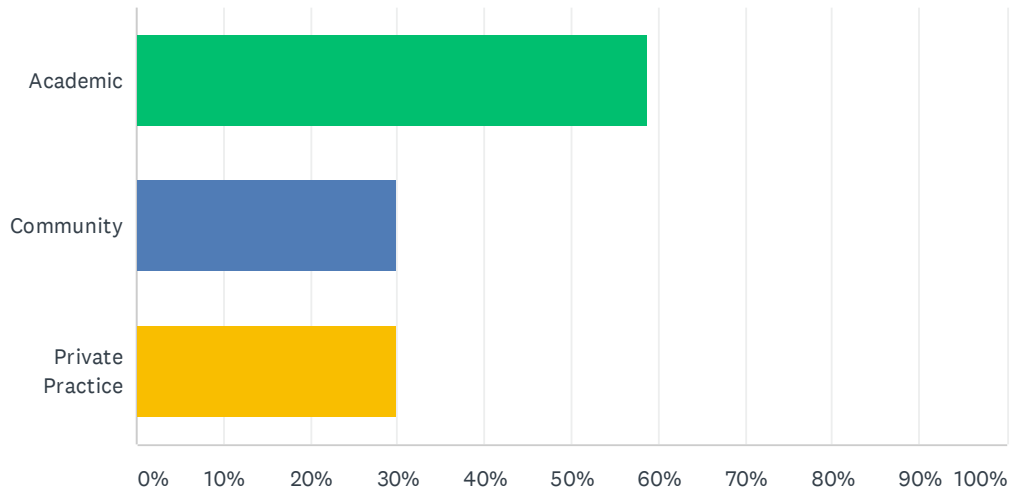
Answered: 83 Skipped: 0



| ANSWER CHOICES | RESPONSES | |
|--------------------------|-----------|----|
| Trauma Center - Level I | 57.83% | 48 |
| Trauma Center - Level II | 42.17% | 35 |
| TOTAL | | 83 |

Q25 Please describe your job setting.

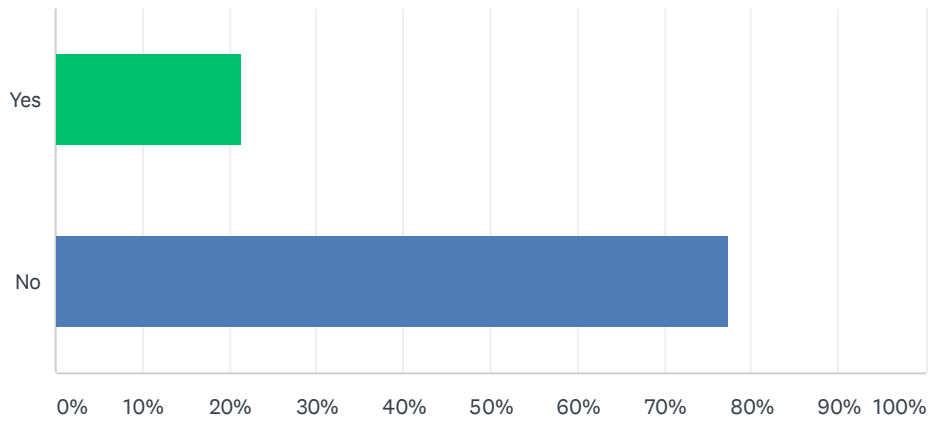
Answered: 80 Skipped: 3



| ANSWER CHOICES | RESPONSES |
|-----------------------|-----------|
| Academic | 58.75% 47 |
| Community | 30.00% 24 |
| Private Practice | 30.00% 24 |
| Total Respondents: 80 | |

Q26 Did you feel like your job options were limited due to an overabundance of trauma fellowship trained job applicants?

Answered: 80 Skipped: 3



| ANSWER CHOICES | RESPONSES | |
|----------------|-----------|----|
| Yes | 21.25% | 17 |
| No | 77.50% | 62 |
| TOTAL | | 80 |