



# PRELIMINARY PROGRAM



## 34th Annual Meeting

*Program Committee*

**Michael J. Gardner, MD** *Program Chair*  
**Stephen A. Kottmeier, MD** *Program Co-Chair*  
**Andrew M. Choo, MD**  
**Brett D. Crist, MD**  
**Gregory J. Della Rocca, MD, PhD, FACS**  
**David J. Hak, MD**  
**Gilbert R. Ortega, MD**  
**David W. Sanders, MD**  
**Gerard P. Slobogean, MD**

Gaylord Palms in Kissimmee  
(Orlando area), Florida

**Thursday  
- Saturday  
October 18-20  
2018**

*CME  
credits will  
be awarded  
for your  
participation  
at this activity.*

# 34th Annual Meeting

## TARGET AUDIENCE

The Orthopaedic Trauma Association (OTA) Annual Meeting is for the benefit of orthopaedic trauma surgeons and related allied health care professionals.

## MEETING HIGHLIGHTS

- 38 Breakout sessions including a variety of topics such as pelvic fractures, compartment syndrome, periprosthetic fractures, avoiding burnout, managing lawsuits, dealing with bone loss, open fractures, and many others.
- 80 high quality paper presentations, including session of Highlight Papers reflecting practice-changing research and over 170 posters
- 4 main symposia focusing on domestic mass casualty; pelvic fractures, hip fractures and evidence-based medicine - current status in orthopaedic trauma
- Industry Symposia showcasing products, demonstrating techniques and/or presenting research offered at three convenient times.


## LEARNING OBJECTIVES

After attending the OTA Annual Meeting, participants will be able to:

- ✓ Discuss and highlight recently presented prospective clinical trials in orthopaedic trauma
- ✓ Summarize evidence-based recommendations for the treatment of common fractures
- ✓ Knowledge transfer to initiate practice change to include treatment strategies based on evidence-based medicine
- ✓ Identify consensus opinions on many current issues and controversies regarding the treatment of infected fractures.

## BORDER LECTURER

**John H. Wilber, MD**  
Chairman Department of  
Orthopedic Surgery  
MetroHealth Medical Center,  
Cleveland, OH



## PRESIDENT'S MESSAGE

**William M. Ricci MD**  
OTA President

## ON DEMAND GOLD REGISTRATION

(Annual Meeting Registration and Annual Meeting On Demand)

	On/Before 10/1/18	After 10/1/18
OTA Member . . . . . (Incl. Guest Nation Attendees)	\$ 550	\$ 650
Non-member . . . . . (Incl. MD, DO, MBBS, etc.)	\$ 1050	\$ 1150
Non-member Medical Resident, Fellow, Student . . . . .	\$ 750	\$ 850
Non-member Health Care Personnel . . . . . (incl. NP, PA, AH, PhD, etc.)	\$ 750	\$ 850
Additional Charge for USB . . . . .	\$ 45	\$ 45

## ANNUAL MEETING (ONLY)

	On/Before 10/1/18	After 10/1/18
<b>REGISTRATION</b>		
OTA Member . . . . . (Incl. Guest Nation Attendees)	\$ 250	\$ 350
Non-member . . . . . (Incl. MD, DO, MBBS, etc.)	\$ 750	\$ 850
Non-member Medical Resident, Fellow, Student . . . . .	\$ 450	\$ 550
Non-member Health Care Personnel . . . . . (incl. NP, PA, AH, PhD, etc.)	\$ 450	\$ 550

**REGISTER TODAY** at [www.OTA.org](http://www.OTA.org)

# 2018 ANNUAL MEETING

## 2017 RESEARCH & EDUCATION DONORS

The Orthopaedic Trauma Association (OTA) gratefully acknowledges the 2017 Research and Education Donors.

The continued success and increased impact of the Orthopaedic Trauma Association's research and education effort is dependent upon foundation and industry support. The OTA expresses its sincere appreciation to these contributors for their generous financial support.

### DIAMOND (\$250,000 and above)



### PLATINUM (\$150,000 - \$249,999)



### GOLD (\$100,000 - \$149,999)



### BRONZE (\$50,000 - \$74,999)



### COPPER (\$25,000 - \$49,999)



### SPONSOR (\$5,000 - \$24,999)



### MEMBER (\$1,000 - \$4,999)



## TABLE OF CONTENTS

- Target Audience . . . . . 2
- Meeting Highlights . . . . . 2
- Objectives . . . . . 2
- Registration Fees . . . . . 2
- Donor Appreciation . . . . . 3
- Venue . . . . . 3
- Program Chair Welcome . . . . . 4
- Program (Thursday) . . . . . 5-6
- President's Message . . . . . 6
- Program (Friday) . . . . . 7-16
- Guest Nation Presentation . . . . . 12
- John Border Lecturer . . . . . 12
- Program (Saturday) . . . . . 16-26
- Hands-on Skills Sessions . . . . . 26
- General Information . . . . . 26-27
- Transportation . . . . . 27
- Special Events . . . . . 27
- Exhibit Hall Hours . . . . . 28

## VENUE

The Orthopaedic Trauma Association's 34th Annual Meeting, all pre-meeting courses and the Resident Comprehensive Fracture Course will be held at the Gaylord Palms in Kissimmee (Orlando area), Florida. [Click this link](#) to make your hotel reservations.



# 2018 ANNUAL MEETING – WELCOME

## WELCOME

Dear Colleagues,

On behalf of the OTA Program Committee and President William Ricci, MD, I am pleased to invite you to the 34th Annual Meeting of the Orthopaedic Trauma Association (OTA) to be held in Kissimmee, Florida from October 17th to 20th, 2018. In the months leading up to the meeting, the Committee reviewed over 1,000 scientific abstracts and over 80 Breakout Symposia. This has culminated in a program that includes the latest cutting-edge, high quality research and state-of-the-art treatment for musculoskeletal injuries.



**Michael J. Gardner, MD**  
Annual Meeting Program Chair

The paper presentations will kick-off with a “Program Highlights” session, which will feature ten original research presentations that are of significant interest, of the highest quality, and have the potential to change practice. In addition to these ten studies, there will be an additional 73 paper presentations. Concurrent with these sessions, there will be 38 breakout sessions and 6 hands-on skills sessions, each with a specific focus, depending on your interest. During all this, there will be over 170 posters in the Exhibitors Hall to peruse.

Four main symposia will be the focus of this year’s meeting: Current Evidence on Hip Fracture Treatment in 2018; Domestic Mass Casualty and Disaster; Pelvic Fracture Treatment and Approaches to the Polytrauma Patient; and The Current Status of Evidence-based Medicine in Orthopaedic Trauma. Additionally, the OTA is proud to welcome the Netherlands as the 2018 Guest Nation, and Dutch representatives will give a special presentation on Friday afternoon.

This year, we are very honored to welcome John H. Wilber, MD as the John Border Memorial Lecturer. As the Chairman of Orthopaedic Surgery at Case Western and an icon in orthopaedic trauma, I think we will find his talk both interesting and enlightening.

Finally, we encourage all to arrive early to the Annual Meeting and take full advantage of one or more of the pre-meeting courses:

- **Basic Science Focus Forum** chaired by Edward J. Harvey, MD
- **Orthopaedic Trauma Boot Camp** chaired by Robert P. Dunbar Jr, MD and Frank A. Liporace, MD
- **PA/NP Course** chaired by Lori Reed, MD, Daniel Segina, MD, Daniel J. Coll, PA-C, and Dennis C. Gregory, PA-C
- **International Orthopaedic Trauma Care Forum** chaired by Peter V. Giannoudis, MD
- **E &M and Coding Course** chaired by Paul T. Appleton, MD, and Margi Maley of Karen Zupko & Associates
- **Young Practitioners Forum** led by Lisa K. Cannada, MD, and Jodi A. Siegel, MD
- **The OTA Residents Fracture Course** chaired by Carla S. Smith, MD and Michael P. Leslie, DO, and will run concomitant to the Annual Meeting, Wednesday through Friday.

The common feature of each program event is the commitment to providing the highest quality, most interesting and clinically relevant material related to musculoskeletal trauma by world-class faculty and experts. We truly believe that anyone involved in the field will benefit from the 2018 OTA Annual Meeting. We look forward to seeing you in Florida!

Sincerely,

A handwritten signature in black ink, appearing to read "MJ Gardner". The signature is fluid and cursive.

Michael J. Gardner, MD  
Program Chair

## PRELIMINARY PROGRAM

Thursday, October 18, 2018

1:20– **WELCOME AND DONOR AWARDS** (Osceola ABCD)  
2:50 PM **William M. Ricci, MD, President**  
**Michael J. Gardner, MD, Program Chair**

1:20– **SYMPOSIUM I** (Osceola ABCD)  
2:50 PM **The Treatment of Hip Fractures in 2018: Can We Reach a Consensus?**  
Moderator: **Emil H. Schemitsch, MD**  
Faculty: **Gerard P. Slobogean, MD, MPH**  
**Abdel-Rahman Lawendy, MD, PhD**  
**David Sanders, MD**  
**Robert V. O’Toole, MD**  
**Michael D. McKee, MD**  
**Steven A. Olson, MD**

### Learning Objectives

- To accurately define the burden of disease in 2018.
- To understand shifting views regarding timing of care for hip fractures.
- To achieve consensus regarding best evidence for best surgical management of hip fractures in light of recent RCTs.

### Description

A primary goal of the symposium will be to achieve consensus opinions on many current issues and controversies regarding the treatment of these common injuries.

### Presentations

#### Introduction

**Emil H. Schemitsch, MD**

#### The Young Femoral Neck Fracture: When Should An Open Reduction Be Performed?

**Gerard P. Slobogean, MD, MPH**

#### Timing of Surgery: Should Care Be Accelerated even Further?

**Abdel-Rahman Lawendy, MD, PhD**

#### IM Nail versus Plate for Intertrochanteric Fractures: Can We Finally Reach Consensus?

**David Sanders, MD**

#### Ipsilateral Hip and Femoral Shaft Fractures: Evidence Based Approach

**Robert V. O’Toole, MD**

#### Adjuncts to Improve Outcomes: Is Anything Ready for Prime Time?

**Michael D. McKee, MD**

**Managing Complications: Strategies Before Arthroplasty!**  
**Steven A. Olson, MD**

**What Is the Role of Arthroplasty In 2018?**  
**Emil H. Schemitsch, MD**

2:50– **Refreshment Break**  
3:20 PM

3:20– **PAPER SESSION I**  
4:37 PM **Program Highlights**  
Moderators: **Michael J. Gardner, MD**  
**Stephen A. Kottmeier, MD**

3:20 PM **PAPER 65**  
**A Randomized Controlled Trial Comparing rhBMP-2 Versus Autograft for the Treatment of Tibia Fractures With Critical Size Defects**  
**Lisa Cannada, MD; Paul Tornetta, III, MD; William Obremskey, MD, MPH; Lisa Reider, PhD; Jason Luly, MS; University of Maryland at Baltimore School Medicine, PhD; Ellen MacKenzie, PhD; The METRC**

3:26 PM **PAPER 66**  
**A Different Approach to Preventing Thrombosis (ADAPT): A Randomized Controlled Trial Comparing Bleeding Events After Orthopaedic Trauma With Aspirin to Low Molecular Weight Heparin Venous Thromboembolism Prophylaxis**  
**Bryce Haac, MD; Nathan O’Hara, MPH; Ted Manson, MD; Gerard Slobogean, MD, MPH; Richard Van Besien, BA; Renan Castillo, PhD; Herman Johal, MD, MPH; Peter Berger, BS; Bradley Reahl, BS; D. Marinos, BS; Yasmin Degain, MPH; Daniel Mascarenhas, BS; Daniel Connelly, BS; Thomas Scalea, MD; Deborah Stein, MD, MPH; Robert O’Toole, MD**



# 2018 ANNUAL MEETING – PRELIMINARY PROGRAM

Thursday, October 18, 2018, continued

- 3:32 PM **PAPER 67**  
**Tibia Fractures and NSAIDs:  
Does It Make a Difference?**  
**A Multicenter Retrospective Study**  
*Lauren Fader, MD; Rodolfo Zamora, MD;  
John Whitaker, BS*
- 3:20 PM Discussion
- 3:43 PM **PAPER 68**  
**Short Versus Long Cephalomedullary  
Nailing of Pertrochanteric Hip Fractures:  
A Randomized Prospective Study**  
*Steven Shannon, MD; Brandon Yuan, MD;  
William Cross, MD; Jonathan Barlow, MD;  
Michael Torchia, MD; Andrew Sems, MD*
- 3:49 PM **PAPER 69**  
**Results of Operative Fixation for Femoral  
Neck Fractures in Patients Aged 18 to 59  
Years: A Study of 16 Centers and 596 Cases**  
*Cory Collinge, MD;  
Andres Rodriguez-Buitrago, MD; H. Mir, MD;  
Andrew Sems, MD; John Scolaro, MD;  
Brett Crist, MD; Patrick Bergin, MD;  
Jaimo Ahn, MD, PhD; Joseph Hsu, MD;  
Andrew Schmidt, MD; Nirmal Tejwani, MD;  
Walter Virkus, MD; Timothy Weber, MD;  
Brian Mullis, MD; Michael Gardner, MD;  
Frank Liporace, MD; Frank Avilucea, MD;  
Daniel Horwitz, MD; Robert Hymes, MD;  
Chad Coles, MD*
- 3:55 PM **PAPER 70**  
**Effectiveness of Various Vitamin D  
Protocols on Raising and Maintaining Blood  
Serum 25(OH)D3 Levels Over a 3-Month  
Period: A Randomized, Prospective Study**  
*Cesar Cereijo, DO; Perry Hooper, DO;  
Rikesh Patel, DO; Timothy Wagner, MD;  
Damien Billow, MD*
- 4:01 PM Discussion
- 4:06 PM **PAPER 71**  
**A Multicenter Randomized Trial Evaluating  
Intrawound Vancomycin Powder for Reduc-  
ing Surgical Site Infection After Fracture  
Surgery**  
*Robert O'Toole, MD; Manjari Joshi, MD;  
Anthony Carlini, MS; Joshua Gary, MD;  
William Obremskey, MD, MPH;  
Clint Murray, MD; Greg Gaski, MD; J Reid, MD;  
Yasmin Degani, MPH; Tara Taylor, MPH;  
Susan Collins, MSc; Yanjie Huang, MS;  
University of Maryland at Baltimore School  
Medicine; The METRC; Renan Castillo, PhD*

- 4:12 PM **PAPER 72**  
**Effectiveness of Bone Marrow-Derived  
Mononuclear Stem Cells for Neurological  
Recovery in Participants With Spinal Cord  
Injury: A Randomized Controlled Trial**  
*Rajeshwar Srivastava, MS; Alka Singh, MSc;  
Ashok Agrahari, Doctoral Student;  
Tulika Chandra, MD; Saloni Raj, MBBS*
- 4:18 PM **PAPER 73**  
**Prospective Randomized Controlled Trial  
Comparing the Functional Outcome of  
Olecranon Osteotomy Versus Triceps  
Tongue Elevation for Surgical Exposure of  
Distal Humerus in Adults**  
*Rajiv Maharjan, MD; Asish Rajak, MD;  
Bikram Shrestha, MD;  
Pashupati Chaudhary, MD;  
Rosan Shah Kalawar, MD*
- 4:24 PM **PAPER 74**  
**Operative Versus Nonoperative Treatment  
of Isolated Humeral Shaft Fractures:  
A Prospective Cohort Study**  
*Lisa Cannada, MD; Lauren Germany, BS;  
Paul Tornetta, III, MD; Robert Hymes, MD;  
Clifford B. Jones, MD;  
William Obremskey, MD, MPH;  
Eben Carroll, MD; Brian Mullis, MD;  
Michael Tucker, MD; David Teague, MD;  
Andrew Marcantonio, DO; Robert Ostrum, MD;  
Michael Del Core, MD; Sarah Dawson, BS;  
Heidi Israel, PhD*
- 4:30 PM Discussion
- 4:37–  
5:07 PM **PRESIDENT'S MESSAGE**  
**William M. Ricci, MD**
- 5:07–  
6:07 PM **Business Meeting**  
(Members Only)
- 5:07–  
6:07 PM **HAPPY HOUR –  
EXHIBITOR RECEPTION** (Exhibit Hall E & F)
- 6:10–  
8:10 PM **WELCOME RECEPTION**  
Join your colleagues for cocktails and  
hors d'oeuvres on the Gaylord Palms  
Coquina Lawn.




## PRELIMINARY PROGRAM, CONT'D

Friday, October 19, 2018, continued

### 6:30– 7:30 AM HANDS-ON SKILLS SESSIONS

(See page 26)



### 6:30– 7:30 AM CONCURRENT BREAKOUT SESSIONS

#### Displaced Femoral Neck Fractures - What Is The Evidence? (Osceola 1-2)

Moderator: *John Gorczyca, MD*

Faculty: *Kyle Judd, MD, MS*  
*Robert Dunbar, MD*  
*David Stephen, MD*  
*Gillian Soles, MD*  
*Robert Simpson, MD*

#### Learning Objectives

- To understand how to evaluate the femoral neck fracture patient for lifestyle and expectations
- To know when best to use each of the various treatment options
- To learn some tips and tricks for treating displaced femoral neck fractures

#### Description

This symposium will critically review the science available regarding displaced femoral neck fractures in patients of all ages and mechanisms.



#### Surgical Approaches and Techniques for Reduction and Fixation of Scapula Fractures

(Miami 1-3)

Moderator: *Peter Cole, MD*

Faculty: *Stuart Guthrie, MD*  
*Babar Shafiq, MD*  
*Darin Friess, MD*

#### Learning Objectives

- To learn how to measure displacement and operative indications for the fixation of scapular fractures
- To understand surgical anatomy and choose the correct approach for different fracture patterns
- To learn postoperative rehabilitation, therapy and anticipated functional outcomes following ORIF of scapula fractures

#### Description

This symposium will provide methods for measuring displacement, and present operative indications. Anatomy and approaches will be reviewed and matched to common fracture patterns. Functional outcomes evidence will be summarized.

#### Challenges in Non-union Treatment

(Naples 1-3)

Moderator: *Paul Whiting, MD*

Faculty: *Christopher Doro, MD*  
*David Goodspeed, MD*  
*Gerald Lang, MD*

#### Learning Objectives

- Understand the Biological and Mechanical Principles of Fracture Healing
- Learn a systematic approach to non-union workup and pre-operative planning
- Understand treatment principles and techniques for non-unions

#### Description

Faculty will use a case-based approach to illustrate principles and techniques of non-union treatment. Principles of fracture healing and strategies for non-union workup and pre-operative planning will also be reviewed.

Friday, October 19, 2018, continued

6:30–  
7:30 AM

## CONCURRENT BREAKOUT SESSIONS *Continued*

### Value Based Healthcare in Orthopaedic Trauma *(Sun Ballroom B)*

Moderator: *Brian Cunningham, MD*

Faculty: *Marc Swiontkowski, MD*  
*Kevin Bozic, MD*  
*Herman Johal, MD, MPH*

#### Learning Objectives

- Understand the role of patient reported outcomes in value based care
- Develop a framework to incorporate multiple stakeholder preferences for value
- How to utilize integrated practice units for trauma patients

#### Description

Value in healthcare has been broadly defined as patient outcome per dollar spent. Most stakeholders agree that uncontrollable healthcare cost must be remedied and value has been proposed as a platform for reform. The long-term viability of healthcare delivery systems is dependent on both the ability to bend the cost curve while simultaneously maintaining and improving patient outcomes. To this point, it has become an imperative in orthopaedics to encourage and promote practices which emphasize on maximizing components of value.

### Malpractice Lawsuits In Orthopedic Trauma: A Case Based Discussion "Better Safe Than Sorry" *(Sun Ballroom C)*

Moderator: *Thomas DeCoster, MD*

Faculty: *Kathleen Hessler, RN, JD*  
*Amr Abdelgawad, MD, MBA*  
*Rick Gehlert, MD*  
*Naftaly Attias, MD*  
*Ahmed Thabet Hagag, MD*

#### Learning Objectives

- The Common Features of Malpractice Lawsuits
- How to Avoid Lawsuits
- Effective Defense Techniques When You are Sued

#### Description

Orthopedic trauma lawsuits are common. They have a tremendous negative effect on your practice and life. It is of interest to all if you are currently involved in a case.

### Concurrent Surgery, HCAPHS, and Level II Trauma Center Proliferation – "The Good, the Bad and the Ugly"

*(Sun Ballroom D)*

Moderator: *Douglas Lundy, MD*

Faculty: *Samir Mehta, MD*  
*John Campbell, MD*  
*Manish Sethi, MD*

#### Learning Objectives

- The registrant will understand the OTA position on concurrent surgery and the issues associated with this practice
- The registrant will understand the issues of measuring HCAPHS and other patient satisfaction tools in trauma patients
- The registrant will understand the issue of Trauma Center proliferation in terms of quality and access for the injured patient

#### Description

In this session, experts will discuss the current controversies in terms of concurrent surgery, HCAPHS and other patient satisfaction measures and the proliferation of trauma centers in our communities.

### Contaminated Open Fractures: Getting It Right and What To Do If It Goes Wrong

*(Osceola ABCD)*

Moderator: *Benjamin Ollivere, MD*

Faculty: *Paul Tornetta, III, MD*  
*William Ricci, MD*  
*Tracy Watson, MD*

#### Learning Objectives

- Management strategies for open-articular fractures
- Dealing with post-operative infection
- Reconstruction options in segmental defects

#### Description

Issues addressed include contaminated open fractures and management of initial soft tissue and contaminated bone management, secondary infection and strategies for management of joint and diaphyseal bone loss.



# 2018 ANNUAL MEETING – PRELIMINARY PROGRAM

Friday, October 19, 2018, continued

- 7:30– **PAPER SESSION II**
- 9:10 AM **Tibia and Pediatric**  
Moderators: *Stephen A. Kottmeier, MD*  
*Yelena Bogdan, MD*
- 7:30 AM **PAPER 75**  
**Intramedullary Nailing Versus External Fixation in the Treatment of Open Tibia Fractures in Tanzania: Results of a Randomized Controlled Trial**  
*Billy Haonga, MD; Max Liu, BA; Sravya Challa, BS; Kurt Yusi, MD; Edmund Eliezer, MD; David Shearer, MD, MPH; Saam Morshed, MD, PhD*
- 7:36 AM **PAPER 76**  
**A Retrospective Comparative Cohort Study Comparing Temporary Internal Fixation to External Fixation at the First-Stage Debridement of Grade IIIB Open Diaphyseal Tibial Fractures**  
*Tim Fowler, MBBS; Michael Whitehouse, PhD; Andrew Riddick, MBBS; Umraz Khan, MBBS; Michael Kelly, MBBS*
- 7:42 AM **PAPER 77**  
**Are All Classification Systems Created Equal? A Comparison of Open Fracture Scoring Systems**  
*Thomas Cloake, BSc; Emily Homma, MSc; Abby Sureshkumar, BSc; Jayne Ward, FRCS*
- 7:48 AM Discussion
- 7:53 AM **PAPER 78**  
**Intramedullary Nailing Versus Minimally Invasive Plate Osteosynthesis for Distal Tibial Fractures**  
*Yao Lu, MD*
- 7:53 AM **PAPER 79**  
**Preoperative Regional Anesthesia Decreases Length of Stay in Isolated Tibial Shaft Fractures**  
*Ryan DiGiovanni, MD; J. Brock Walker, MD; Robert Walker, MD; Clifford B. Jones, MD*
- 8:05 AM **PAPER 80**  
**Does Suprapatellar Tibial Nailing Reduce Long-Term Knee Pain?**  
*Marckenley Isaac, MS; Robert O'Toole, MD; Ugochukwu Udogwu, BA; Daniel Connelly, BS; Mitchell Baker, BS; Yasmin Degani, MPH; Andrea Howe, BS; Katherine Ordonio, BA; Joshua Rudnicki, BS; Mauri Zomar; Nathan O'Hara, MPH; Gerard Slobogean, MD, MPH*
- 8:11 AM Discussion
- 8:16 AM **PAPER 81**  
**Aggressive Nonoperative Treatment of Tibia Fractures: An Evidence-Based Argument for Contemporary Cost-Effective Care**  
*Chad Lasceski, MD; Luke Latario, BS; Jacob Jo, BA; Uyen-Sa D.T. Nguyen, Dsc; Eric Swart, MD*
- 8:22 AM **PAPER 82**  
**Outcomes of Plate Fixation for Periprosthetic Tibia Fractures Around and Below Total Knee Arthroplasty**  
*Michael Morwood, MD; Sandra Gebhart, MD; Nicholas Zamith, BS; H. Mir, MD*
- 8:28 AM **PAPER 83**  
**Patient-Reported Function Improves 5 Years Following Tibial Plateau Fracture**  
*Kyle Hildebrandt, BS; Kurtis Carlock, BS; Sanjit Konda, MD; Kenneth Egol, MD*
- 8:34 AM Discussion
- 8:39 AM **PAPER 84**  
**Delayed Unions and Functional Outcomes of Pediatric Lateral Condyle Humerus Fractures: A Prospective Study**  
*Alexander Nazareth, MS; Curtis VandenBerg, MD; Rachel Goldstein, MD, MPH; Natalya Sarkisova, BS; Lindsay Andras, MD; Nina Lightdale-Miric, MD; J. Lee Pace, MD; Paul Choi, MD; David Skaggs, MD*
- 8:45 AM **PAPER 85**  
**The Impact of Direction of Displacement, Pin Configuration, and Surgeon Training on Clinical and Radiographic Outcomes in Type III Pediatric Supracondylar Humerus Fractures**  
*Andrew Livermore, MD; Jason Sansone, MD; Maxwell Machurick, BA; Paul Whiting, MD; Scott Hetzel, MS; Kenneth Noonan, MD*
- 8:51 AM **PAPER 86**  
**Long Leg Splinting for Pediatric Femur Fractures**  
*Bennet Butler, MD; Cort Lawton, MD; Robert Christian, MD; Ryan Harold, MD; Prasad Gourineni, MD; John Sarwark, MD*

Friday, October 19, 2018, continued

8:57 AM

PAPER 87



**POSNA**  
PEDIATRIC ORTHOPAEDIC SOCIETY  
OF NORTH AMERICA

**Displaced Distal  
Radius Fractures  
in Children**

**Younger than 11 Years Old: A Randomised  
Controlled Trial Comparing Two Treatment  
Methods**

*Adriana Hernandez, MD; Aurelio Martinez, MD*

9:03 AM

Discussion

9:10–

Refreshment Break

9:55 AM



8:00–

9:00 AM

## CONCURRENT BREAKOUT SESSIONS

**Geriatric Hip Fractures: Tips and Tricks  
to Improve Reduction, Implant Position  
and Stability** (*Osceola 1-2*)

Moderator: *Kyle Judd, MD, MS*

Faculty: *John Ketz, MD  
Damien Billow, MD  
Michael Willey, MD*

### Learning Objectives

- Provide surgeons with additional information to optimize operative treatment of geriatric hip fractures
- Provide surgeons with additional reduction methods for both simple and complex hip fractures
- Provide surgeons with techniques for improving stability of operative constructs for geriatric hip fractures

### Description

Case based discussion of ideal implant position, techniques to optimize reduction and improve overall construct stability in the treatment of both simple and complex hip fractures.

## Calcaneus Fracture Fixation -

**Strategies for Success** (*Miami 1-3*)

Moderator: *Roy Sanders, MD*

Faculty: *Paul Whiting, MD*

*H. Mir, MD*

*Frank Avilucea, MD*

### Learning Objectives

- Selecting the appropriate surgical approach (mini-open, extensile, or percutaneous)
- Understanding relevant surgical techniques for calcaneus fracture fixation
- Reviewing surgical indications and outcomes following calcaneus fracture fixation

### Description

In this mini-symposium, faculty will review surgical approaches to the calcaneus, discuss operative techniques for successful fixation, and review surgical indications and outcomes following calcaneus fracture surgery.

## Challenging Issues and Treatments of Complex Tibial Plateau Fractures

(*Naples 1-3*)

Moderator: *William Obrebsky, MD, MPH*

Faculty: *Chad Corrigan, MD*

*Clay Spitler, MD*

*Matt Graves, MD*

### Learning Objectives

- Understand techniques and philosophy to avoid complications in challenging plateau cases
- Review approaches and techniques for reduction of plateau fractures
- Know associated injuries and understand indications for treatment

### Description

Tibial plateau fractures and techniques for reduction and support of these fractures will be reviewed. Emphasis will be on complex fracture patterns i.e. bicondylar, posterior shear, medial and segmental fractures.

Friday, October 19, 2018, continued

8:00–  
9:00 AM

## CONCURRENT BREAKOUT SESSIONS *Continued*

### Managing Complex Humerus Fractures: From Proximal to Distal *(Sun Ballroom B)*

Moderator: *Andrew Choo, MD*

Faculty: *Timothy Achor, MD*  
*Michael Gardner, MD*

#### Learning Objectives

- Identify characteristics and situations in proximal, diaphyseal, and distal humerus fractures which pose unique problems for fixation
- Discuss approaches to allow appropriate visualization, reduction, and instrumentation of difficult humeral fractures
- Develop surgical strategies to avoid pitfalls and complications in the management of complex humeral fractures

#### Description

This mini-symposium will present discussions on difficult fractures of the humerus. Proximal, diaphyseal, and distal fractures will be examined with attention to unique problems, including fracture-dislocations, bone loss, and nonunions/malunions.

### Innovative Strategies for the Management of the Diabetic Ankle Fracture: an International Perspective

*(Sun Ballroom C)*

Moderator: *Jason Strelzow, MD*

Faculty: *Kelly Hynes, MD*  
*Timothy White, MD*  
*Andrea Veljkovic, MD*

#### Learning Objectives

- Recognize diabetic ankle fractures as a higher risk entity distinct from non-diabetic ankle fractures which indicate different treatment strategies
- Review indications and outcomes for non-surgical and surgical management
- Appreciate the severity of complications and learn strategies for dealing with them

#### Description

Diabetic ankle fractures are at increased risk of complications. This symposium focuses on the elements of diabetic ankle fracture care including treatment options, indications, outcomes and innovative strategies for management.

### Maintaining Mid-Career Quality of Life

*(Sun Ballroom D)*

Moderator: *Eric Meinberg, MD*

Faculty: *Lisa Cannada, MD*  
*Gregory Della Rocca, MD, PhD*  
*Samir Mehta, MD*  
*Jeffrey Smith, MD*

#### Learning Objectives

- Identify the elements of career stress and burnout
- Identify strategies to ameliorate career stressors
- Identify strategies to maintain a better sense of wellbeing

#### Description

This symbol symposium will help mid-career surgeons to identify and manage career and life stresses to maintain a productive career and positive work-life balance.

9:10–  
9:55 AM

### Refreshment Break



# 2018 ANNUAL MEETING – PRELIMINARY PROGRAM

Friday, October 19, 2018, continued

9:55–  
11:25 AM

## **SYMPOSIUM II** (Osceola ABCD)

### **Domestic Mass Casualty and Disaster: Coming to Your Area**

Moderator: *David C. Teague, MD*

Faculty: *Christopher Born, MD*

*Roman Hayda, MD*

*James Ficke, MD*

*Christopher LeBrun, MD*

#### **Learning Objectives**

- Demonstrate the prevalence of disaster and intentional violence across the nation
- Discuss local and regional orthopaedic readiness obligations and opportunities via mass casualty and war game scenarios, highlighting planning priorities
- Investigate legal and legislative vehicles to facilitate regional and national responses, military and civilian partnerships

#### **Description**

Disaster and intentional violence predictably generate mass casualty scenarios across the nation. Orthopaedic trauma surgeons must own leadership roles. Expert panelists will present preparedness and response state of the art.

#### **Presentations**

##### **Introduction**

*David C. Teague, MD*

##### **Individual and Departmental/Hospital Planning and Preparedness**

*Christopher T. Born, MD*

##### **Mass Casualty and Domestic War Game Scenarios**

*Roman Hayda, MD*

##### **Legal/Legislative Vehicles and Barriers to National Response**

*James R. Ficke, MD, FACS*

##### **Areas of Military-Civilian Partnership to Domestic Planning and Response**

*Christopher LeBrun, MD*

##### **Q&A**

*David C. Teague, MD*



11:25–  
11:55 AM

## **GUEST NATION PRESENTATION**

### **2018 Guest Nation – The Netherlands** Kees Jan Ponsen, MD

It is a great honor to welcome the members of the Dutch Trauma Society.

*The Guest Nation program was initiated in 2011 in recognition of the importance and benefits of sharing knowledge and experience with international colleagues.*

11:55 AM–  
12:25 PM

## **JOHN BORDER LECTURER**

### **John H. Wilber, MD**

Chairman Department  
of Orthopedic Surgery  
MetroHealth Medical Center,  
Cleveland, OH



12:25–  
1:25 PM

## **Lunch**

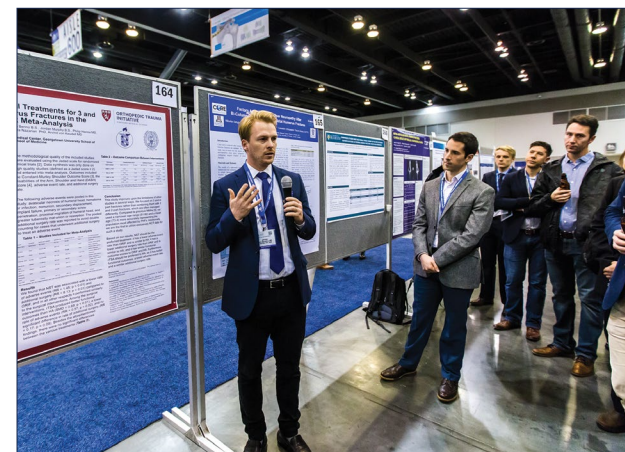
12:25–  
1:25 PM

## **New Member Luncheon** **Women in Orthopaedic Trauma Luncheon**

12:40–  
1:25 PM

## **LUNCHTIME GUIDED POSTER AND VIDEO TOURS**

*Michael J. Gardner, MD - General Interest*  
*Andrew M. Choo, MD - Upper Extremity*



Friday, October 19, 2018, continued

- 1:30–  
3:19 PM **PAPER SESSION III**  
**Hip, Femur, Geriatric**  
Moderators: *Gerard P. Slobogean, MD*  
*Brett D. Crist, MD*
- 1:30 PM **PAPER 87**  
**A Randomized Comparison Between First-Generation Dynaloc and Cancellous Screws for Treatment of Femoral Neck Fractures**  
*Lars Borris, MD; Rikke Thorninger, MD; Ole Brink, MD, PhD*
- 1:36 PM **PAPER 88**  
**The Incidence of Subsequent Fractures in the 2 Years Following a Femoral Neck Fracture Treated With Internal Fixation**  
*Earl Bogoch, MD, FRCPC; Sheila Sprague, PhD; Sofia Bzovsky, BSc; Qi Zhou, PhD; Mohit Bhandari, MD, PhD; Marc Swiontkowski, MD; Emil Schemitsch, MD; FAITH Investigators*
- 1:42 PM **PAPER 89**  
**Early Radiographic Union Score for Hip Is Predictive of Femoral Neck Fracture Complications Within 2 Years**  
*Martí Bernaus, MD; Gerard Slobogean, MD, MPH; Sofia Bzovsky, BSc; Diane Heels-Ansdell, MSc; Qi Zhou, PhD; Mohit Bhandari, MD, PhD; Sheila Sprague, PhD; FAITH Investigators*
- 1:48 PM Discussion
- 1:53 PM **PAPER 90**  
**Computerized Adaptive Testing for Patient-Reported Outcomes in Hip Fracture Surgery**  
*Elizabeth Gausden, MD; Ashley Levack, MD; Aleksey Dvorzhinskiy, MD; Benedict Nwachukwu, MD; Danielle Sin, MS; David Wellman, MD; Dean Lorch, MD*
- 1:59 PM **PAPER 91**  
**The Echocardiogram: A Scapegoat for Surgical Delay for Hip Fracture Patients**  
*Angelica Pinninti, BS; Meera Gonzalez, MD; Rachel Rubin, MD; Frederick Ramsey, PhD; Christopher Haydel, MD*
- 2:05 PM **PAPER 92**  
**Redefining Risk in Hip Fracture Patients: Does Age Matter?**  
*Ariana Lott, MD; Rebekah Belayneh, MD; Jack Haglin, BS; Sanjit Konda, MD; Kenneth Egol, MD*
- 2:11 PM Discussion
- 2:16 PM **PAPER 93**  
**Assessment of 30-day Mortality and Complication Rates Associated With Extended Deep Vein Thrombosis Prophylaxis Following Hip Fracture Surgery**  
*Wesley Durand, BS; Avi Goodman, MD; Joseph Johnson, MD; Alan Daniels, MD*
- 2:22 PM **PAPER 94**  
**Malnutrition Is Associated With Frailty and Postoperative Complications in Hip Fracture Patients**  
*Jacob Wilson, MD; Adam Boissonneault, MD; Andrew Schwartz, MD; Christopher Staley, BA; Mara Schenker, MD*
- 2:28 PM **PAPER 95**  
**Traumatic Hip Fracture and Primary Elective Total Hip Patients Are Not The Same: A Comparison of Comorbidity Burden, Hospital Course, Postoperative Complications, and Cost of Care Analysis**  
*Jason Lowe, MD; Sean M. Mitchell, MD; Sumit Agarwal, MD; Clifford B. Jones, MD*
- 2:34 PM Discussion
- 2:39 PM **PAPER 96**  
**The Outcome of Operative Ankle Fracture Fixation in the Elderly**  
*Yoram Weil, MD; Meir Liebergall, MD; Rami Mosheiff, MD; Raphael Negari, MD; Amal Khoury, MD*
- 2:45 PM **PAPER 97**  
**Distal Femoral Replacement for Treatment of Complex Distal Femur Fractures**  
*Charles Mechas, BS; Ryan Mayer, MD; Jeffrey Selby, MD; Stephen Duncan, MD; Raymond Wright, MD; Arun Aneja, MD, PhD*
- 2:51 PM Discussion
- 2:56 PM **PAPER 98**  
**Effect of Nail Size, Insertion, and  $\Delta$ Canal-Nail Diameter on the Development of a Nonunion After Intramedullary Nailing of Femoral Shaft Fractures**  
*R. Serrano, MD; H. Mir, MD; A. Shah, MD; A. Infante, DO; B. Maxson, DO; D. Watson, MD; Roy Sanders, MD*

Friday, October 19, 2018, continued

3:02 PM **PAPER 99**  
**The Dislocated Hip on CT Scan:  
 An Argument for the Initial Pelvic  
 Radiograph in Trauma Patients**  
*John Adams, MD; Michael Koerner, MD;  
 Catherine Long, BS; Stephanie Tanner, BS, MS;  
 Michael Sridhar, MD; Thomas Schaller, MD;  
 Kyle Jeray, MD*

3:08 PM **PAPER 100**  
**Which Technique Is Most Accurate for  
 Assessing Femoral Rotation?**  
*Lucas Marchand, MD; Lance Jacobson, MD;  
 Ami Stuart, PhD; Angela Presson, PhD;  
 Justin Haller, MD; Thomas Higgins, MD;  
 David Rothberg, MD*

3:14 PM Discussion

1:30–  
 2:30 PM **HANDS-ON  
 SKILLS SESSIONS**  
 (See page 26)



2:30–  
 3:30 PM **CONCURRENT  
 BREAKOUT  
 SESSIONS**  
**Fractures About  
 the Knee:  
 An International  
 Perspective  
 In 2018**  
 (Osceola 1-2)

Moderator: **Michael McKee, MD**  
 Faculty: *Florian Gebhard, MD  
 Christoph Josten, MD  
 Bertil Bouillon, MD, PhD  
 Michael Nerlich, MD  
 Hans-Christoph Pape, MD*

### Learning Objectives

- To accurately define prognostic variables for intra-articular distal femoral fractures
- To understand shifting views regarding early ligament repair in fracture-dislocation of the knee
- To achieve consensus regarding the ideal treatment for proximal tibial fractures

### Description

There continues to be a significant rate of poor outcome following severe peri-articular knee injuries.

## How Can I Reduce My Surgical Site Infection Rate? Tips and Tricks On Local Modalities

(Miami 1-3)

Moderator: **Cyril Mauffrey, MD**

Faculty: *David Hak, MD*

*Mark Hake, MD*

*Gregory J. Della Rocca, MD, PhD*

### Learning Objectives

- To review various local strategies aimed at reducing surgical site infections
- To discuss evidence base literature and specifically look at presence or absence of support for commonly used modalities
- To recommend practical algorithms and have a case based discussion on the topic

### Description

How can I reduce my surgical site infection rate? This question comes up frequently challenging most of our 'routines'. We aim to review evidence-based modalities aimed at reducing infection rates.

## Supracondylar Distal Femur Fractures – Getting It Right the First Time

(Naples 1-3)

Moderator: **John Scolaro, MD**

Faculty: *Michael Gardner, MD*

*Hobie Summers, MD*

*Cory Collinge, MD*

### Learning Objectives

- Identify intraoperative techniques to avoid malalignment
- Understand how to modulate and optimize construct stiffness
- Review common pitfalls of plate fixation and learn to avoid them

### Description

Proper restoration of limb alignment and correct implant placement are critical to successful plate fixation of distal femur fractures. Learn the essential techniques to optimize your treatment of these injuries.

Friday, October 19, 2018, continued

2:30–  
3:30 PM **CONCURRENT BREAKOUT SESSIONS**  
*Continued*

**Complex Pelvis Cases: What Can We Learn From Mistakes** (Sun Ballroom B)

Moderator: *Anna Miller, MD*  
Faculty: *Milton Routt, MD*  
*Conor Kleweno, MD*  
*Timothy Achor, MD*  
*Raymond Wright, MD*

**Learning Objectives**

- Understand common errors in pelvic fracture surgery
- Understand limitations of techniques and when a patient may need a referral
- Understand techniques for salvage of errors in pelvic fracture surgery

**Description**

This interactive case discussion will include cases that have mistakes or errors to further understanding of common mistakes, how they can be prevented, and how they can be corrected.

**Registries: How Do They Perform? Can They Answer Our Needs? Can They Predict The Future?**

(Sun Ballroom C)  
Moderator: *Pierre Guy, MD*  
Faculty: *Brad Petrisor, MD*  
*Cecilia Rogmark, MD*  
*Tim Chesser, MBBS*  
*Boris Sobolev, PhD*

**Learning Objectives**

- Compare registries to RCTs in ability to guide clinical questions?
- Present scenarios where registries have impacted hip fracture care on a population-scale
- Present methods to analyze large-scale observational data to determine causality and use predictive analytics

**Description**

Registries are increasingly reported in Orthopedic Trauma. This session will contrast them with RCTs, will show large scale examples in hip fracture care, and will demonstrate use of predictive analytics.

**Current Strategies and Techniques for Operative Fixation of Complex Ankle Fractures and Fractures of the Tibial Plafond** (Sun Ballroom D)

Moderator: *Frank Liporace, MD*  
Faculty: *Richard Yoon, MD*  
*Mark Gage, MD*  
*Marcus Sciadini, MD*  
*Jason Nascone, MD*

**Learning Objectives**

- Learn evidence-based update on current strategies in early and late management of complex ankle/pilon fractures
- Be able to take home new techniques in operative fixation to improve efficiency and outcomes
- Learn strategies to tackle the most complex acute, chronic or complication-related complex ankle/pilon fracture

**Description**

In this mini-symposium, we present the latest evidence-based strategies in early to late management of complex ankle and pilon fractures and associated technical tricks to help you succeed.

3:30–  
4:00 PM **Refreshment Break**

4:00–  
5:30 PM **SYMPOSIUM III** (Osceola ABCD)  
**Pelvic Fracture Treatment: Approaches for the Polytrauma Patient**

Moderators: *Peter V. Giannoudis, MD*  
*Sebastiano Cudoni, MD*  
Faculty: *Sushrut Babhulkar, MD*  
*Timothy Chesser, MBBS*  
*Enrique Guerado, MD*  
*Kees Jan Ponsen, MD*  
*Steven A. Olson, MD*

**Learning Objectives**

- To review the management of pelvic fractures in the setting of polytrauma patients with multiple organ system injuries.
- To describe specific techniques for the improved management of pelvic fractures in polytrauma patients.
- To discuss different perspectives on controversies in pelvic fracture management worldwide.

Friday, October 19, 2018, continued

4:00–  
5:30 PM

## SYMPOSIUM III, *Continued*

### Description

Pelvic fractures in the setting of polytrauma present different treatment challenges than isolated injuries. This symposium seeks to identify both common and distinctly different approaches from various international perspectives.

### Presentations

#### Introduction

*Peter V. Giannoudis, MD*  
*Sebastiano Cudoni, MD*

#### Binder, Ex-Fix, or Nothing:

##### Initial Management

*Sushrut Babhulkar, MD*

#### Hemorrhage Control: Pelvic Embolization and Open Packing

*Timothy Chesser, MBBS*

#### Open Pelvic Fractures: Treatment Protocols

*Enrique Guerado, MD*

#### Definitive Fixation:

##### What is the Optimal Timing?

*Kees Jan Ponsen, MD*

#### Early and Definitive Fixation Methods:

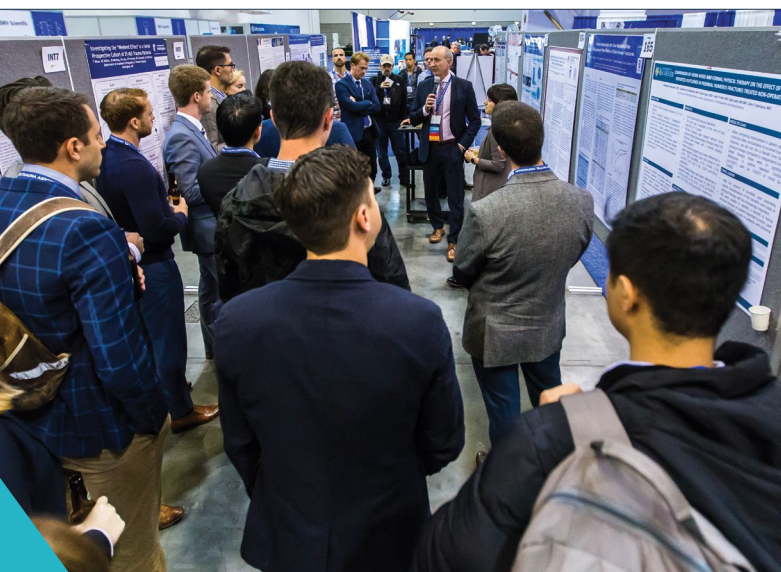
##### Tips and Tricks

*Steven A. Olson, MD*

5:35–  
6:30 PM

## SUDS N' SCIENCE GUIDED POSTER AND VIDEO TOURS

*Paul Tornetta III, MD - Foot/Ankle*  
*Peter V. Giannoudis, MD - International*



Saturday, October 20, 2018

6:30–  
7:30 AM

## CONCURRENT BREAKOUT SESSIONS

### Bone Loss, Dead Space, and Soft Tissue Defects: What Do I Do Now?

(Osceola 1-2)

Moderator: *Mark Gage, MD*

Faculty: *Frank Liporace, MD*  
*Jason Nascone, MD*  
*Richard Yoon, MD*  
*Raymond Pency, MD*

### Learning Objectives

- Learn to identify features of the “critical” bone defect and the latest techniques to help you achieve union
- Provide a framework for approaching soft tissue defects, strategies to decrease their complexity, and identifying the situations when a coverage surgeon is needed
- Learn strategies in the treatment of soft tissue dead space with the latest in techniques to improve these defects and minimize the infection risk

### Description

Learn about the latest techniques for addressing critical bone loss soft tissue defects. We will discuss strategies to decrease defect complexity and minimize risk of infection.

### Periprosthetic Femur Fractures Case

#### Presentation (Miami 1-3)

Moderator: *John Goczycza, MD*

Faculty: *Kyle Judd, MD, MS*  
*Matthew Jimenez, MD*  
*Utku Kandemir, MD*

### Learning Objectives

- To understand the basic principles of periprosthetic femur fracture treatment
- To understand when the basic principles won't work
- To learn innovative techniques for addressing complex periprosthetic fractures

### Description

A variety of simple and complex periprosthetic femur fractures will be presented and discussed to review basic principles and to learn when to use alternative techniques.



Saturday, October 20, 2018, continued

6:30–  
7:30 AM

## CONCURRENT BREAKOUT SESSIONS *Continued*

### Management of Critical Bone Defects

(Naples 1-3)

Moderator: *Geoffrey Marecek, MD*

Faculty: *Milton Little, MD*  
*Stephen Kottmeier, MD*  
*Mitchell Bernstein, MD*  
*Jaimo Ahn, MD, PhD*

#### Learning Objectives

- Identify options for autologous bone graft harvest and bone graft substitutes
- Discuss techniques for treatment of critical bone defects
- Identify pitfall and problems in treating critical bone defects

#### Description

Critical bone defects are common in acute trauma, post-traumatic reconstruction, and infection. Multiple treatment options exist for these challenging problems. This session highlights various options, their benefits and potential problems.

### Complex Intra-articular Distal Humerus Fractures - Keys to Success

(Sun Ballroom B)

Moderator: *John Scolaro, MD*

Faculty: *Gregory Della Rocca, MD, PhD*  
*Clifford B. Jones, MD*  
*Philip Wolinsky, MD*

#### Learning Objectives

- Understand rationale and evidence behind common fixation strategies
- Identify surgical techniques to address severe articular comminution
- Review management of common post-operative sequelae

#### Description

Comminuted intra-articular distal humerus fractures present special challenges, not only in the operating room, but also during rehabilitation. Learn methods and techniques to improve your outcomes of these difficult fractures.

### Complex Distal Radius Fractures

(Sun Ballroom C)

Moderator: *William T. Obrebsky, MD, MPH*

Faculty: *Lisa K. Cannada, MD*  
*David C. Ring, MD*  
*Michael D. McKee, MD*

#### Learning Objectives

- Understand indications for use of definitive external fixation or spanning external fixation.
- Understand indications for dorsal and/or volar approach and fracture fixation
- Learned tips and tricks of difficult volar fixation

#### Description

We will review difficult distal radius fractures and indications for spanning external fixation, spanning internal fixation, as well as dorsal and volar approaches. We will review tips and tricks.

### Atypical Femur Fractures:

#### How to Do It Right (Sun Ballroom D)

Moderator: *Yelena Bogdan, MD*

Faculty: *Jörg Schilcher, MD, PhD*  
*Pierre Guy, MD*  
*Tracy Watson, MD*  
*Joseph Lane, MD*

#### Learning Objectives

- To understand how atypical femur fractures differ clinically and radiographically from standard hip and femur fractures, and how it affects treatment choice.
- To understand various treatment options for atypical femur fractures, their pearls and pitfalls, and tips for success in the OR
- To understand evaluation and management of the contralateral femur, and adjunct medical management.

#### Description

Atypical/bisphosphonate femur fractures require a nuanced treatment strategy different from the "standard" hip fracture. We present data on diagnosis and management, treatment tips and tricks, and how to avoid pitfalls.

Saturday, October 20, 2018, continued

6:30–  
7:30 AM

## CONCURRENT BREAKOUT SESSIONS *Continued*

### Coding in Orthopaedic Trauma

(Osceola ABCD)

Moderator: *Paul Appleton, MD*

Faculty: *J. Broderick, MD*

*Brett Crist, MD*

*William Creevy, MD*

*M. Henley, MD*

#### Learning Objectives

- Discuss relevant changes in orthopedic coding
- Presentation of cases by faculty
- Course participant case presentations with discussion

#### Description

This will be a case based discussion of orthopedic trauma coding. Difficult cases to code will be presented with expected input from faculty and participants.

7:30–  
9:00 AM

## SYMPOSIUM IV (Osceola ABCD)

### Is Evidence-based Medicine Hurting or Helping Us – What Should Change?

Moderator: *Edward Harvey, MD, MsC*

Faculty: *Julie Agel, MA*

*Samir Mehta, MD*

*Paul Martineau, MD*

*Emil H. Schemitsch, MD*

*Brad Petrisor, MD*

#### Learning Objectives

- To identify weaknesses in current evidence based medicine methodology
- To identify the inherent fragility in our studies and the impact on the conclusions
- To identify ways to improve the way research is performed

#### Description

Recent studies have pointed out weaknesses in EBM. Inherent fragility of our studies has resulted in conclusions being made on the efficacy of our interventions. We will investigate improvement options.

#### Presentations

##### Introduction

*Edward Harvey, MD, MsC*

##### Is EBM Changing How We Practice?

*Julie Agel, MA*

What Is Wrong and Should It Be Changed?  
*Edward Harvey, MD, MsC*

Recent EBM Studies In Orthopaedics  
*Samir Mehta, MD*

What Studies Should Examine  
*Paul Martineau, MD*

Prospective Large Cohorts Are More Important  
*Emil H. Schemitsch, MD*

EBM and RCTs- Why We Do It  
*Brad Petrisor, MD*

9:00–

10:17 AM

## PAPER SESSION IV

### Pelvis and Acetabulum, Polytrauma, Post-Traumatic Reconstruction

Moderators: *David J. Hak, MD*  
*TBD*

9:00 AM

#### PAPER 101

##### Anterior Pelvic External Fixation Versus the Pelvic Bridge for Unstable Pelvic Injuries: A Randomized Controlled Trial

*Anthony Dugarte, MD; Jeff Gilbertson, MD; Brian Hill, MD; Lisa Schroder, MBA; Peter Cole, MD*

9:06 AM

#### PAPER 102

##### A Randomized Controlled Trial Using Neuromuscular Electrical Stimulation With Pelvic Fracture Rehabilitation.

##### A Randomized, Placebo Controlled Clinical Trial

*Jessica Rich, MSc; Peter Bates, FRCS; Karen Hoffman, PhD; Shihfan Jack Tu, MSc; Dylan Morrissey, PhD; Paul Culpan, FRCS*

9:12 AM

#### PAPER 103

##### Prevalence, Recovery Patterns and Quality of Life After Pelvic Ring Fractures: The Brabant Injury Outcome Surveillance (BIOS) Study

*Lars Brouwers, PhD, Student; Mariska de Jongh, PhD; Leonie de Munter, MSc; Koen Lansink, MD, PhD*

9:18 AM

#### PAPER 104

##### Incidence and Outcome of Orthopaedic and Nonorthopaedic Sequelae after Operative Fixation of Major Pelvic Ring Fractures

*Ross Leighton, MD; Ahmed Alhussain, MD; Islam Elnagar, MD; Khaled Alabbasi, MBBS; Amro Alhoukail, MD*

9:24 AM

Discussion

Saturday, October 20, 2018, continued

- 9:29 AM **PAPER 105**  
**Nerve Injury With Acetabulum Fractures: Incidence and Factors Affecting Recovery**  
*J. Collin Krebs, BS; Isabella Heimke; Nicholas Scarcella, MD; Heather Vallier, MD*
- 9:35 AM **PAPER 106**  
**Long-Term Function Following Acetabulum Fracture**  
*Sahini Pothireddy, BS; Isabella Heimke; J. Collin Krebs, BS; Mary Breslin, BA; Heather Vallier, MD*
- 9:41 AM **PAPER 107**  
**Impact of Prolonged Skeletal Traction in Patients With Acetabular Fractures**  
*Adam Boissonneault, MD; Christopher Staley, BA; Amalie Erwood, BS; Madeline Roorbach, BA; Michael Maceroli, MD; Mara Schenker, MD*
- 9:47 AM Discussion
- 9:52 AM **PAPER 108**  
**Operative and Nonoperative Treatment of Traumatic Arthrotomies: A Prospective Observational Study**  
*R. Randall McKnight, MD; Meghan Wally, MPH; Rachel Seymour, PhD; Kyle Jeray, MD; Paul Matuszewski, MD; John Weinlein, MD; Joseph Hsu, MD; Arthrotomy Study Group*
- 9:58 AM **PAPER 109**  
**Comparing Radiographic Progression of Bone Healing in Gustilo Anderson IIIB Open Tibial Fractures Treated With Muscle Versus Fasciocutaneous Flaps**  
*Devan Mehta, BA; Salma Abdou, BA; Toni McLaurin, MD; Nirmal Tejwani, MD; John Stranix, MD; Vishal Thanik, MD; Philipp Leucht, MD*
- 10:04 AM **PAPER 110**  
**Intramedullary Nails Have Faster Union and Fewer Secondary Grafts/ Reoperations Than Plates With the Masquelet Technique**  
*Benjamin Streufert, MD; Amy Bauer, BS; Catherine Olinger, MD, MS; Devon Tobey, MD; Michael Beebe, MD; Frank Avilucea, MD; Michael Morwood, MD; Roy Sanders, MD; H. Mir, MD*
- 10:10 AM Discussion



9:05–  
10:05 AM

## CONCURRENT BREAKOUT SESSIONS

### Management of Talus Fractures

(Osceola 1-2)

Moderator: *Utku Kandemir, MD*

Faculty: *Saam Morshed, MD, PhD  
Reza Firoozabadi, MD*

#### Learning Objectives

- Understanding fracture patterns and acute management
- Surgical approaches for talus fractures
- Fixation options for talus fractures

#### Description

Talus fractures are relatively rare but evaluation and decisions of acute management are paramount to achieve good outcome and avoid complications.

### Fragility Fractures and Bone Health: Current State of the Art

(Miami 1-3)

Moderator: *Michael Gardner, MD*

Faculty: *Kyle Jeray, MD  
Joseph Lane, MD  
Clifford B. Jones, MD  
Kenneth Egol, MD*

#### Learning Objectives

- Describe the size and scope of fragility fracture epidemic, and the impact of treatment
- Identify methods for managing current fragility fractures and preventing future fragility fractures
- Create an appreciation of successful strategies for establishing and running their own fragility fracture services

#### Description

This mini-symposium will expose attendees to methods for managing fragility fractures, and will review successful strategies for establishing and running their own fragility fracture services.

Saturday, October 20, 2018, continued

9:05–  
10:05 AM

## CONCURRENT BREAKOUT SESSIONS *Continued*

### Proximal Humerus Fractures: Optimizing Surgical Management and Technique in 2018 *(Naples 1-3)*

Moderator: *Emil Schemitsch, MD*

Faculty: *Nilooofar Dehghan, MD*  
*Michael McKee, MD*  
*Edward Harvey, MD, MsC;*  
*Aaron Nauth, MD*

#### Learning Objectives

- How to determine which proximal humerus fractures need surgery
- When and how to optimize fixation of proximal humerus fractures
- How to manage complications following proximal humerus surgery

#### Description

A primary goal of the symposium will be to achieve consensus opinions on many current issues and controversies regarding the treatment of proximal humerus fractures.

### Failed Fixation...What Went Wrong and How to Avoid It *(Sun Ballroom B)*

Moderator: *Robert Ostrum, MD*

Faculty: *Paul Tornetta, III, MD*  
*Tracy Watson, MD*  
*Philip Wolinsky, MD*

#### Learning Objectives

- To identify methods of fixation failure and possible causes
- To critically analyze errors in clinical judgment and surgical technique
- To assess and understand treatment options to avoid fixation failure

#### Description

Using a case based format this symposium will critically analyze failure of fixation and errors in surgical technique and clinical judgment that led to these complications.

### Intra-operative Imaging in Pelvic Ring Injuries *(Sun Ballroom C)*

Moderator: *Pierre Guy, MD*

Faculty: *H. Claude Sagi, MD*  
*Adam Starr, MD*  
*Jason Nascone, MD*  
*Cory Collinge, MD*

#### Learning Objectives

- Present safe and efficient techniques to treat anterior and posterior lesions of the pelvic ring
- Address specific anatomical challenges in pelvic ring injuries
- Describe radiation reduction and C-arm training strategies

#### Description

Beyond the Inlet-Outlet, the Obturator-Outlet and the Tee-Pee view, how do we make C-arm use safe and efficient in pelvic ring surgery?

### The Challenging Periprosthetic Fracture: Case Presentations Highlighting Fixation Strategies *(Sun Ballroom D)*

Moderator: *Harmeeth Uppal, MD, MS*

Faculty: *John Scolaro, MD*  
*Brett Crist, MD*  
*Frank Liporace, MD*

#### Learning Objectives

- Know the variables that lead to successful fixation constructs when facing complex fracture patterns
- Recognize and be able to implement techniques for a variety of challenging fractures
- Know salvage techniques for failed fixation and nonunions

#### Description

Through an interactive case based discussion, this symposium is focused on how to achieve success when dealing with challenging periprosthetic fractures as well as their complications.

10:17–  
11:02 AM

Refreshment Break

# 2018 ANNUAL MEETING – PRELIMINARY PROGRAM

Saturday, October 20, 2018, continued

11:02 AM– **PAPER SESSION V**

12:42 PM **General Interest**

Moderators: *Gregory J. Della Rocca, MD, PhD, FACS*  
*Kyle J. Jeray, MD*

11:02 AM **PAPER 111**  
**RIA Versus Conventional Reaming Combined With Antibiotic-Loaded Cement Spacer: A Randomized Controlled Study of Femur and Tibia Intramedullary Nail Infection Treatment**

*Carlos Finelli, MD; Cyril Mauffrey, MD; Fernando Baldy dos Reis, MD, PhD; Helio Alvachian Fernandes, MD, PhD; Adriana Dell'Aquila, MD, PhD; Rogério Carvalho, MD; Natalia Miki; Carlos Franciozi, MD, PhD; Rene Abdalla, MD, PhD; Mauro Salles, PhD, MSc*

11:08 AM **PAPER 112**  
**Factors Associated With Treatment Failure of Implant-Related Infections in Fracture Patients**

*Lauren Ehrlichman, MD; Forrest Rackard, BS; Michael Sparks, MD; Mitchel Harris, MD; I. Leah Gitajn, MD*

11:14 AM **PAPER 113**  
**Are All Nonunions Infected? Comparison of Culture Versus Bacterial DNA Presence**  
*Roman Natoli, MD; D. Marinos, BS; R. Montalvo, BS; G. Ochenjele, MD; C. Griffith, MD; A. Ding, MD; I. Leah Gitajn, MD; Ted Manson, MD; Manjari Joshi, MD; Mark Shirtliff, PhD; Robert O'Toole, MD*

11:20 AM Discussion

11:25 AM **PAPER 114**  
**MRSA Carrier Rate in Orthopaedic Trauma Patients: A Prospective Cohort Study**  
*Jordan Shaw, MD; Christopher Whalen, MD; Joseph Mitchell, MD; Alexander Siy, BS; Christopher Doro, MD; David Goodspeed, MD; Gerald Lang, MD; Paul Whiting, MD*

11:31 AM **PAPER 115**  
**Preoperative Nasal Providone-Iodine Solution Effectively Reduces the Rate of Surgical Site Infection in Orthopaedic Trauma Cases**  
*Brian Tonne, MD; April Humphrey, RN, MSN; Scott Smith, MD; Robert Heidel, PhD; James Goodin, MD*

11:37 AM **PAPER 116**  
**Does Standardization of Surgical Preparation Decrease Infection Rate in Closed Fracture ORIF?**  
*Conor Smith, BS; Brett Crist, MD; David Volgas, MD; Mauricio Kfuri, MD, PhD; James Stannard, MD; Matthew Smith, MD*

11:43 AM Discussion

11:48 AM **PAPER 117**  
**Factors Associated With Nonunion in Patients With Open Fractures**  
*Fawaz Findakli, MBBS; Emil Schemitsch, MD; Sheila Sprague, PhD; Diane Heels-Ansdell, MSc; Kyle Jeray, MD; Brad Petrisor, MD; Mohit Bhandari, MD, PhD; Paul Tornetta III, MD; FLOW Investigators*

11:54 AM **PAPER 118**  
**Systemic Absorption and Nephrotoxicity Associated With Topical Vancomycin Powder for Fracture Surgery**  
*Robert O'Toole, MD; Yasmin Degani, MPH; Anthony Carlini, MS; Renan Castillo, PhD; Manjari Joshi, MD; The METRC*

12:00 PM **PAPER 119**  
**Non-Preventable Venous Thromboembolism Following Pelvic and Lower Extremity Trauma Occurs Despite Adherence to Modern Prophylactic Protocols**  
*Jason Lowe, MD; Sean M. Mitchell, MD; Sumit Agarwal, MD; Clifford B. Jones, MD*

12:06 PM Discussion



## Saturday, October 20, 2018, continued

12:11 PM **PAPER 120**  
**Significant Improvement in the Value of Operative Treatment of Tibial Plateau Fractures Through Surgeon Intervention**  
*Laurence Kempton, MD; Chris Schneble, BS; Krista Brown, MS; Anthony Sorkin, MD; Walter Virkus, MD*

12:17 PM **PAPER 121**  
**Prospective Randomized Trial on Smoking Cessation in Orthopaedic Trauma Patients: Could the “Hawthorne Effect” of Carbon Monoxide Monitoring Be the Best Treatment?**  
*Paul Matuszewski, MD; Katherine Ordonio, BA; Nathan O’Hara, MPH; Robert O’Toole, MD*

12:23 PM **PAPER 122**  
**3-Dimensional Virtual Reality for Pain Control in Orthopaedic Patients: A Prospective Randomized Control Study**  
*Milton Little, MD; John Garlich, MD; Adam Wright-Chisem, MD; Amber Howard, MPH; Carol Lin, MD; Charles Moon, MD; Garth Fuller, MS; Mark Vrahas, MD; Brennan Spiegel, MD, MS*

12:29 PM **PAPER 123**  
**Reduction in Discharge Opioid Prescription Using a Simple Calculator**  
*Eric Chen, MD, PhD; Lulu Li, BS; Paul Tornetta, III, MD*

12:35 PM Discussion

12:42–  
 1:42 PM **Lunch**

12:55–  
 1:40 PM **LUNCHTIME GUIDED POSTER AND VIDEO TOURS**  
*Julius A. Bishop, MD - Hip/Femur  
 Stephen A. Kottmeier, MD - Knee/Tibia*

1:42–  
 3:24 PM **PAPER SESSION VI**  
**Upper Extremity**  
 Moderators: *Michael J. Gardner, MD  
 Andrew M. Choo, MD*

1:42 PM **PAPER 124**  
**Hemiarthroplasty Versus Nonoperative Treatment of Comminuted Proximal Humeral Fractures: Results of the ProCon Multicenter Randomized Clinical Trial**  
*Dennis Den Hartog, MD, PhD; Niels Schep, MD, PhD; Kiran Mahabier, MD; Gijs Iordens, MD, PhD; Aron De Zwart, BA; Michael H.J. Verhofstad, MD, PhD; Esther M.M. Van Lieshout, PhD, MSc*

1:48 PM **PAPER 125**  
**The Role of Patients’ Overall Expectations of Health on Outcomes Following Proximal Humerus Fracture Repair**  
*Rebekah Belayneh, MD; Ariana Lott, MD; Jack Haglin, BS; Sanjit Konda, MD; Kenneth Egol, MD*

1:54 PM **PAPER 126**  
**Factors Predicting Poor Functional Outcomes in Patients Following Surgically Managed Proximal Humerus Fractures**  
*Rebekah Belayneh, MD; Ariana Lott, MD; Jack Haglin, BS; Sanjit Konda, MD; Kenneth Egol, MD*

2:00 PM **PAPER 127**  
**Outcomes Following Open Reduction and Internal Fixation of Proximal Humerus Fractures in Diabetic Patients**  
*Isabella Bianco, BA; Jessica Mandel, BA; Sanjit Konda, MD; Kenneth Egol, MD*

2:06 PM Discussion

2:13 PM **PAPER 128**  
**Operative Versus Nonoperative Treatment of Humeral Shaft Fractures**  
*Brian Cash, MD; Elizabeth Lord, MD; Stephen Zoller, MD; Karren Takamura, MD; Devon Jeffcoat, MD; Eric Johnson, MD*



Saturday, October 20, 2018, continued

2:19 PM **PAPER 129**  
**Is There a Critical Angle That Portends Poor Functional Outcome Scores in Nonoperative Treatment of Isolated Humeral Shaft Fractures?**  
*Brian Hill, MD; Lisa Cannada, MD; Lauren Germany, BS; Eben Carroll, MD; Paul Tornetta III, MD; Robert Hymes, MD; Clifford B. Jones, MD; William Obremskey, MD, MPH; Brian Mullis, MD; Michael Tucker, MD; David Teague, MD; Andrew Marcantonio, DO; Robert Ostrum, MD; Michael Del Core, MD; Sarah Dawson, BS; Heidi Israel, PhD*

2:25 PM **PAPER 130**  
**Risk Factors and Recovery of Iatrogenic Radial Nerve Palsy Following Plate Fixation of Humeral Shaft Fractures, 130**  
*Benjamin Streufert, MD; India Eaford, MS; Thomas Sellers, MD; Joseph Christensen, MD; B. Maxson, DO; A. Infante, DO; D. Watson, MD; Roy Sanders, MD; H. Mir, MD*

2:31 PM **PAPER 131**  
**Case-Match Controlled Comparison of Minimally Invasive Plate Osteosynthesis and Open Reduction and Internal Fixation for the Stabilization of Humeral Shaft Fractures**  
*Kevin Tetsworth, MD; Matthew Randell, MBBS; Vaida Glatt, PhD*

2:37 PM Discussion

2:44 PM **PAPER 132**  
**Risk Factors for Elbow Joint Contracture Following Operative Repair of Traumatic Elbow Fracture**  
*Kurtis Carlock, BS; Isabella Bianco, BA; Sanjit Konda, MD; Kenneth Egol, MD*

2:50 PM **PAPER 133**  
**Regional Anesthesia Improves Early Range of Motion Following Operative Repair of Traumatic Elbow Fractures**  
*Kurtis Carlock, BS; Isabella Bianco, BA; Sanjit Konda, MD; Kenneth Egol, MD*

2:56 PM **PAPER 134**  
**Ketotifen Fumarate Does Not Impair Fracture Healing When Used for Reduction of Posttraumatic Elbow Joint Contracture**  
*Prism Schneider, MD, PhD; Alexandra Garven, BSc; Stephanie Yee, BSc; Tanja Harrison, MPA; Kevin Hildebrand, MD*

3:02 PM Discussion

3:07 PM **PAPER 135**  
**A Prospective, Longitudinal, Multicenter Cohort Study to Determine the Factors Affecting the Functional Prognosis of Radial Head Fractures**  
*Stephane Pelet, MD, PhD; Benoit Lechasseur, MD*

3:13 PM **PAPER 136**  
**Is Cheaper Always Better for Clavicle ORIF?**  
*Kyle Schweser, MD; Gregory Della Rocca, MD, PhD; David Volgas, MD; James Stannard, MD; Brett Crist, MD*

3:19 PM Discussion

3:24 PM **PAPER 137**  
**Efficacy of Multimodal Analgesic Injections in Operatively Treated Ankle Fractures**  
*Kyle Hancock, MD; Olivia Rice, BS; Natalie Glass, PhD; Matthew Karam, MD; J. Lawrence Marsh, MD; Michael Willey, MD*

1:45–  
2:45 PM

## CONCURRENT BREAKOUT SESSIONS

### Critical Aspects of Orthopaedic Trauma in 2018 that Can Impact Your Financial Future

(Osceola 1-2)

Moderator: *Peter Althausen, MD, MBA*

Faculty: *Timothy Bray, MD  
 Timothy O'Mara, MD  
 Justin Walker, MD  
 J. Broderick, MD  
 Anthony Williams, BA*

#### Learning Objectives

- Understand how to maximize the financial aspects of your trauma system both in your hospital and private practice
- Understand the financial impact of new Medicare programs and hospital agreements
- Review the basics of personal finance to protect your assets and maximize the benefit of your hard work

#### Description

The provide surgeons with an overview of economic aspects of Orthopaedic Trauma. We must understand the economic opportunities that exist to support trauma systems, private practices, hospitals and personal finances.

Saturday, October 20, 2018, continued

1:45–  
2:45 PM

## CONCURRENT BREAKOUT SESSIONS *Continued*

### **Pelvic and Acetabulum Fractures**

(Miami 1-3)

Moderator: *Paul Tornetta, III, MD*

Faculty: *David Templeman, MD*  
*Cory Collinge, MD*  
*Reza Firoozabadi, MD*  
*Michael Kain, MD*

#### **Learning Objectives**

- To understand indications for surgery of pelvic and acetabular fractures
- To be exposed to multiple fixation and reduction tactics
- To understand the controversies in the management of pelvic and acetabular fractures

#### **Description**

This is a case based review of controversial and complex pelvic and acetabulum fractures. It will focus on the indications for surgery as well as intra-operative reduction and fixation tactics.

### **Cost Quality and Outcomes: Synergistic or Mutually Exclusive?**

(Naples 1-3)

Moderator: *William Obrebsky, MD, MPH*

Faculty: *Andrew Pollak, MD*  
*Steven Olson, MD*  
*Teresa Dail, RN, MSN*

#### **Learning Objectives**

- Understand scope of contracting and impact on margin and outcomes
- Consider process to improve contracting and process of care
- Explain future of supply chain and process in episodes of care

#### **Description**

Cost, quality and outcomes are the drivers of the future of health care. We discuss how to optimize all three on your system.

### **Traumatic Nerve Injury Management in Complex Upper Extremity Trauma**

(Sun Ballroom B)

Moderator: *Asif Ilyas, MD*

Faculty: *Jesse Jupiter, MD*  
*David Ring, MD*  
*Raymond Pency, MD*

#### **Learning Objectives**

- To diagnose and manage acute carpal tunnel syndrome after wrist trauma, and learn the timing, surgical exposure, and technique for concomitant median nerve decompression and distal radius fracture management
- To diagnose ulnar neuropathy of the elbow following distal humerus fractures, and learn the surgical techniques and indications for ulnar neurolysis versus transposition during distal humerus fracture management
- To diagnose radial nerve palsies following humerus fractures, and learn the indications for and timing for radial nerve exploration, as well as indication and surgical technique for humerus fixation

#### **Description**

Nerve injuries of the upper extremity require prompt diagnosis and deliberate treatment. Symposium will cover median neuropathy following wrist fractures, ulnar neuropathy following elbow fractures, radial nerve palsy, brachial plexopathies.

### **Compartment Syndrome: What You Should Know to Stay Out of Trouble**

(Sun Ballroom C)

Moderator: *Cyril Mauffrey, MD*

Faculty: *David Hak, MD*  
*Andrew Schmidt, MD*  
*Mark Hake, MD*

#### **Learning Objectives**

- To understand the pathophysiology of compartment syndrome
- To review and discuss diagnostic modalities and their accuracies and pitfalls
- To highlight best practices and treatment strategies

#### **Description**

The decision to take a patient to the OR is an inexact science. We focus on established research and experience of the speakers to review the topic and current practices.



Saturday, October 20, 2018, continued

1:45–  
2:45 PM **CONCURRENT BREAKOUT SESSIONS**  
*Continued*

**Controversies in Ankle Fractures  
Mini Symposium** (Sun Ballroom D)

Moderator: *John Gorczyca, MD*

Faculty: *John Ketz, MD*  
*Raymond Wright, MD*  
*Gillian Soles, MD*  
*Kevin Pugh, MD*

**Learning Objectives**

- To review basic principles of ankle fracture fixation
- To analyze the evidence on emerging controversies in ankle fractures
- To provide technical tips for difficult ankle problems

**Description**

This symposium will concentrate on reviewing controversies in ankle fracture surgery and will provide an analysis of the evidence that will guide the surgeon in treating ankle fractures.

3:30–  
4:41 PM **PAPER SESSION VII**  
**Foot & Ankle, Wrist, Hand**  
Moderators: *Gilbert R. Ortega, MD*  
*David W. Sanders, MD*

3:30 PM **PAPER 138**  
**Does Intraoperative Multidimensional  
Fluoroscopy Lead to Syndesmotic  
Reduction Changes Compared to  
Conventional Fluoroscopy?**  
*Bryce Cunningham, MD;*  
*Stephen Warner, MD, PhD;*  
*Marschall Berkes, MD; John Munz, MD;*  
*Andrew Choo, MD; Timothy Achor, MD;*  
*Milton Routt, MD; Joshua Gary, MD*

3:36 PM **PAPER 139**  
**Pilon Fractures in Elderly Patients:  
Should We Be Fixing These?**  
*Justin Haller, MD; Michael Githens, MD;*  
*David Rothberg, MD; Thomas Higgins, MD;*  
*Sean Nork, MD; David Barei, MD*

3:42 PM Discussion

3:47 PM **PAPER 140**  
**Evaluating the Educational Utility of 3D  
Printing for Preoperative Planning in the  
Treatment of Periarticular Fractures**  
*Kevin Phelps, MD; John Ruder, MD;*  
*Rachel Seymour, PhD; Joshua Patt, MD;*  
*Madhav Karunakar, MD; Stephen Sims, MD*

3:53 PM **PAPER 141**  
**Outcomes After Heel Pad Degloving**  
*Andrew Chen, MD, MPH; Jason Luly, MS;*  
*The METRC*

3:59 PM **PAPER 142**  
**Platelet-Rich Plasma for Acute Achilles  
Tendon Rupture: A Double-Blind  
Multicenter Randomized Placebo-  
Controlled Trial**  
*David Keene, PhD; Joseph Alsousou, PhD;*  
*Paul Harrison, PhD; Philippa Hulley, PhD;*  
*Susan Wagland, PhD; Scott Parsons, PhD;*  
*Jacqueline Thompson, MPH;*  
*Michael Schlüssel, PhD; Susan Dutton, MSc;*  
*Sarah Lamb, PhD; Keith Willett, MBBS*

3:59 PM Discussion

4:10 PM **PAPER 143**  
**Physiotherapy, Advice Sheet, or Video  
Following Nonoperatively Managed Distal  
Radius Fractures: A Randomized  
Controlled Trial**  
*Timothy Coughlin, MBBS;*  
*Paul Matthews, PhD; Brigitte Scammell, PhD;*  
*Benjamin Ollivere, MD*

4:16 PM **PAPER 144**  
**Is Routine Radiography in the Follow-up  
of Trauma Patients With Distal Radius  
Fractures (Cost) Effective?**  
*Pieter van Gerven, MD;*  
*Mostafa El Moumni, MD, PhD;*  
*Wietse Zuidema, MD; Sidney Rubinstein, PhD;*  
*Pieta Krijnen, PhD; Maurits van Tulder, PhD;*  
*Inger Schipper, MD, PhD;*  
*Marco Termaat, MD, PhD*

4:22 PM **PAPER 145**  
**Volar Plate Fixation in Adults With  
Displaced Extra-Articular Distal Radius  
Fractures Is Cost-Effective**  
*Marjolein Mulders, MD, PhD;*  
*Monique Walenkamp, MD, PhD;*  
*Susan van Dieren, PhD;*  
*J. Carel Goslings, MD, PhD;*  
*Niels Schep, MD, PhD*

Saturday, October 20, 2018, continued

4:28 PM **PAPER 146**  
**Operative Treatment of Intra-Articular Distal Radius Fractures With Versus Without Arthroscopy: A Randomized Controlled Trial**

*Caroline Selles, MD;*  
*Marjolein Mulders, MD, PhD;*  
*Joost Colaris, MD, PhD;*  
*Mark van Heijl, MD, PhD;*  
*Niels Schep, MD, PhD*

4:34 PM Discussion

4:41 PM Adjourn

## HANDS-ON SKILLS SESSIONS



Friday, October 19, 2018, 6:30–7:30 AM

**Pelvis Fractures:  
Contemporary Reduction and Fixation**  
*Chip Routt, MD*

**Proximal Humerus Plating Tips and Tricks**  
*Clifford B. Jones, MD*

**Ankle Fractures Fixation: Pearls and Pitfalls**  
*Gregory J. Della Rocca, MD, PhD*

Friday, October 19, 2018, 1:30–2:30 PM

**Mini Frag Plate Assisted Reductions**  
*Paul Tornetta III, MD*

**Periprosthetic Fractures Knee**  
*Eric Kubiak, MD*

The format will offer a unique small group forum emphasizing contemporary fracture techniques. Emphasis will be on

- Anatomic model demonstrations
- Implant selection and insertion
- Attributes/limitations of implants and insertion techniques
- Small group faculty/registrant Q&A

## GENERAL INFORMATION

### DISCLAIMER

The material presented at the 34th Annual Meeting has been made available by the Orthopaedic Trauma Association for educational purposes only. The material is not intended to represent the only, nor necessarily the best, method or procedure appropriate for the medical situations discussed, but rather is intended to present an approach, view, statement, or opinion of the faculty which may be helpful to others who face similar situations.

### DISCLOSURE

Presenters are required to disclose whether or not they, or their department, received something of value from a commercial or other party which related directly or indirectly to the subject of their presentation.

This disclosure is indicated in the final program. The OTA does not intend this identification to decrease the value of the presentation or to imply bias. The intent is solely informational.

### FDA

All drugs and medical devices used in the United States are administered in accordance with the Food and Drug Administration (FDA) Regulations. These regulations vary depending on the risks associated with the drug or medical device, the similarity of the drug or medical device to products already on the market, and the quality and scope of clinical data available.

Some drugs or medical devices described or demonstrated in OTA educational materials or program have not been cleared by the FDA or have been cleared by the FDA for specific uses only. The FDA has stated that it is the responsibility of the physician to determine the FDA clearance status of each drug or device s/he wishes to use in clinical practice.

### CME CREDITS

This activity has been planned and implemented in accordance with the accreditation requirements and policies of the Accreditation Council for Continuing Medical Education (ACCME) through the joint providership of the American Academy of Orthopaedic Surgeons and the Orthopaedic Trauma Association. The American Academy of Orthopaedic Surgeons is accredited by the ACCME to provide continuing medical education for physicians. Physicians should claim only the credit commensurate with the extent of their participation in the activity.



## MISSION STATEMENT

The mission of the Orthopaedic Trauma Association (OTA) is to promote excellence in care for the injured patient, through provision of scientific forums and support of musculoskeletal research and education of Orthopaedic Surgeons and the public.

## VISION STATEMENT

The OTA will be the authoritative source for the optimum treatment and prevention of musculoskeletal injury, will effectively communicate this information to the orthopaedic and medical community and will seek to influence health care policy that affect care and prevention of injury.

## VALUE STATEMENT

The OTA is adaptable, forward thinking and fiscally responsible and is composed of a diverse world-wide membership who provide care and improve the knowledge base for the treatment of injured patients. OTA members provide worldwide leadership through education, research and patient advocacy.



## GAYLORD PALMS

Enjoy the enchanted surrounding at Gaylord Palms. This upscale resort features a premier location just minutes from Walt Disney World® and Universal Orlando Resort™ should you choose to extend your stay after the meeting. Features include the soaring glass atrium showcasing the landscape of the Everglades, the cobblestone streets and rich history of St. Augustine, and the picturesque scenery and vibrant colors of Key West. In addition to a full-service spa, the Gaylord offers an adult-only pool. Delight your taste buds with the finest cuisine from any of nine restaurants.

[Make your reservations here.](#)

## SPECIAL EVENTS

Special Events sponsored by  
**SurgeonMasters**

### YOGA

Wednesday 7-8 PM and Friday 6-7 AM

Faculty: *Todd Swenning, MD; Jeffrey Smith, MD*

Research shows that exercise and the practice of some form of mindfulness is a helpful approach to reducing stress and burn-out. Yoga is also a great opportunity for weight loss, flexibility, strengthening, balance and breath work. Join your fellow surgeons looking to recharge for a more positive learning experience at the annual meeting. GUESTS are welcome. We will provide for a trained instructor in hatha / vinyasa yoga, towel or yoga mat, and one-hour class. Instruction will be provided for the span of beginner to advanced levels.

### MEDITATION

Thursday 6-6:45 AM

Faculty: *Jeffrey Anglen, MD*

Mindfulness and meditation are an alternate state of mind to the typical stressed, restless, confused and distracted mind. The practice is also a form of mind training that provides a healthier alternative to our human tendency to daydream and ruminate about negative events, past failures and future worries. It is associated with better executive functioning, increased focus and attention, decreased emotional interference with cognitive and physical tasks, and improved behavior regulation. Our session is intended to mix some education and practice. Beginners are encouraged to attend. Join your fellow surgeons and GUESTS to explore a few helpful strategies to practice and learn about mindfulness and meditation that can be utilized inside or outside of our surgical practices.

### BICYCLING (TOUR DE BONE)

Thursday 7-10 AM

Faculty: *Craig Bartlett III, MD*

Multiple studies show the benefits of aerobic exercise and learning capacity and memory. What better way to start off your OTA educational meeting! Join your fellow surgeons and GUESTS to explore these benefits. Attendees will take a shuttle 10 minutes to the town of Celebration. There attendees can choose between a 1.5 hour guide tour and a self-guided tour along winding waterfront paths.

### TAI CHI

Saturday 6-7 AM

Faculty: *Todd Swenning, MD*

Research shows that exercise and the practice of some form of mindfulness is a helpful approach to reducing stress and burnout. Tai Chi, a martial art for self defense, can also benefit mood, balance, flexibility! Join your fellow surgeons looking to recharge for a more positive learning experience at the annual meeting. GUESTS are welcome. Instruction for 50-60 minutes provided for the span of beginner to advanced levels. Participants should bring a bottle of water and a towel.

## EXHIBIT HALL HOURS

### Thursday, October 18

2:30 PM–5:00 PM

5:07 PM–6:07 PM

6:10 PM–8:10 PM

Exhibitors' Reception

Opening Reception

### Friday, October 19


9:00 AM–10:00 AM

12:10 PM–1:10 PM

3:00 PM–5:00 PM

### Saturday, October 20

9:00 AM–1:45 PM



*Visit the exhibit hall to see the latest in orthopaedic trauma technology.*

