

MANCHESTER GRAND HYATT SAN DIEGO

1 Market Place
San Diego, CA 92101
619 232 1234
manchestergrand.hyatt.com

GRAND | HYATT™

LOBBY LEVEL

FLOOR PLANS & CAPACITIES



ROOM NAME	ROOM DIMENSIONS L X W X H	SQ. FT	6' ROUNDS OF 10	RECEPTION	THEATER	CLASSROOM	8 X 10 EXHIBIT	10 X 10 EXHIBIT	BOARDROOM	U-SHAPE	HOLLOW SQUARE
GRAND HALL (FORMERLY DOUGLAS PAVILION)	245' x 140' x 14'	34,000	2,400	3,000	3,700	2,136	190	168	—	—	—
GRAND HALL A (FORMERLY DOUGLAS D)	70' x 140' x 14'	9,800	700	850	900	591	—	—	—	—	—
GRAND HALL B (FORMERLY DOUGLAS C)	60' x 140' x 14'	8,400	600	750	800	503	—	—	—	—	—
GRAND HALL C (FORMERLY DOUGLAS B)	60' x 140' x 14'	8,400	600	750	800	503	—	—	—	—	—
GRAND HALL D (FORMERLY DOUGLAS A)	60' x 120' x 14'	7,200	550	650	700	441	—	—	—	—	—
GRAND HALL AB	130' x 140' x 14'	18,200	1,320	1,600	1,700	1,035	—	—	—	—	—
GRAND HALL BC, CD	120' x 140' x 14'	16,800	1,250	1,550	1,600	1,000	—	—	—	—	—
GRAND HALL ABC	190' x 140' x 14'	26,600	1,900	2,700	2,800	1,530	—	—	—	—	—
GRAND HALL BCD	180' x 140' x 14'	25,200	1,840	2,400	2,500	1,500	—	—	—	—	—
GRAND FOYER (ABCD)	240' x 30' x 14'	7,200	—	—	—	—	—	—	—	—	—
SHOW OFFICE 1	COMING IN 2014	—	—	—	—	—	—	—	—	—	—
MARINA COURTYARD (FORMERLY SEAPORT COURTYARD)	—	7,500	600	800	—	—	—	—	—	—	—
MARINA ROOM (FORMERLY GALLERY)	25' x 60' x 12'	1,500	90	150	150	81	—	—	48	47	52

**MANCHESTER GRAND HYATT
SAN DIEGO**

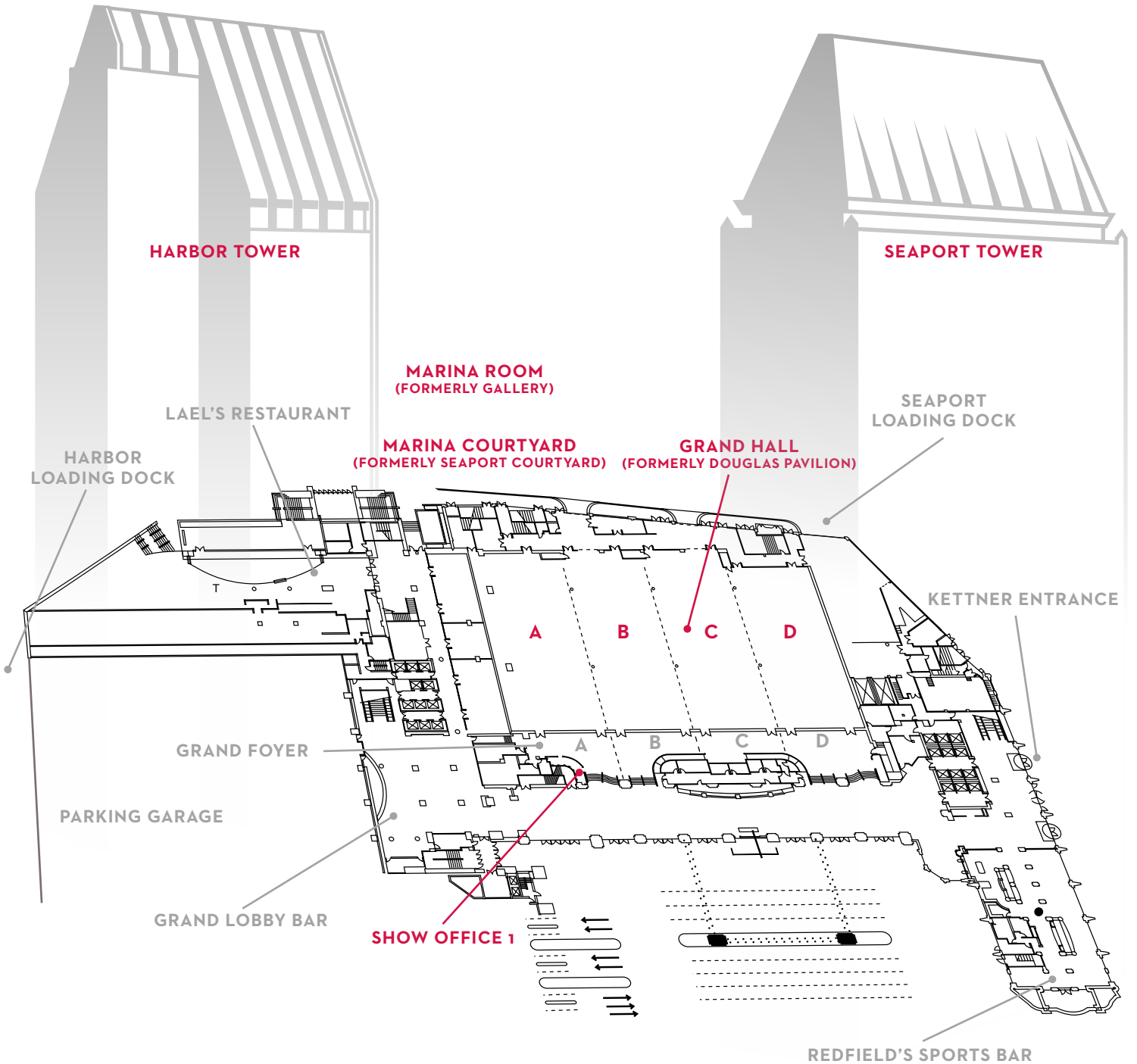
1 Market Place
San Diego, CA 92101
619 232 1234
manchestergrand.hyatt.com

GRAND | HYATT™

LOBBY LEVEL



FLOOR PLAN



MANCHESTER GRAND HYATT SAN DIEGO

1 Market Place
San Diego, CA 92101
619 232 1234
manchestergrand.hyatt.com

GRAND | HYATT™

SECOND FLOOR

FLOOR PLANS & CAPACITIES



ROOM NAME	ROOM DIMENSIONS L X W X H	SQ. FT	6' ROUNDS OF 10	RECEPTION	THEATER	CLASSROOM	8 X 10 EXHIBIT	10 X 10 EXHIBIT
HARBOR BALLROOM (FORMERLY MANCHESTER BALLROOM)	188' x 134' x 18'	25,000	1,950	2,300	2,860	1,600	140	120
HARBOR A	54' x 45' x 18'	2,430	160	200	240	140	—	—
HARBOR B	56' x 46' x 18'	2,575	160	200	240	140	—	—
HARBOR C	54' x 44' x 18'	2,376	160	200	240	140	—	—
HARBOR D	41' x 45' x 18'	1,845	120	175	200	105	—	—
HARBOR E	41' x 46' x 18'	1,886	120	175	200	105	—	—
HARBOR F	41' x 44' x 18'	1,804	120	175	200	105	—	—
HARBOR G	58' x 45' x 18'	2,610	180	220	260	150	—	—
HARBOR H	58' x 46' x 18'	2,668	180	220	260	150	—	—
HARBOR I	58' x 44' x 18'	2,552	180	220	250	150	—	—
HARBOR A-C	54' x 134' x 18'	7,236	510	600	800	450	—	—
HARBOR D-F	41' x 134' x 18'	5,494	350	500	620	370	—	—
HARBOR G-I	58' x 134' x 18'	7,772	540	650	820	500	—	—
HARBOR A-F	112' x 134' x 18'	15,008	960	1250	1650	1035	—	—
HARBOR D-I	116' x 134' x 18'	15,544	990	1300	1580	1085	—	—
CORRIDOR I & II	17' x 134' x 18'	2,278	—	—	—	—	—	—
HARBOR FOYER (A,D,G)	182' x 66' x 18'	12,012	400	1,000	—	—	—	—
HARBOR TERRACE	128' x 12'	1,536	110	180	—	—	—	—
SHOW OFFICE 2 (FORMERLY SHOW OFFICE 1)	17' x 8'	155	—	—	—	—	—	—
SHOW OFFICE 3	COMING IN 2015	—	—	—	—	—	—	—

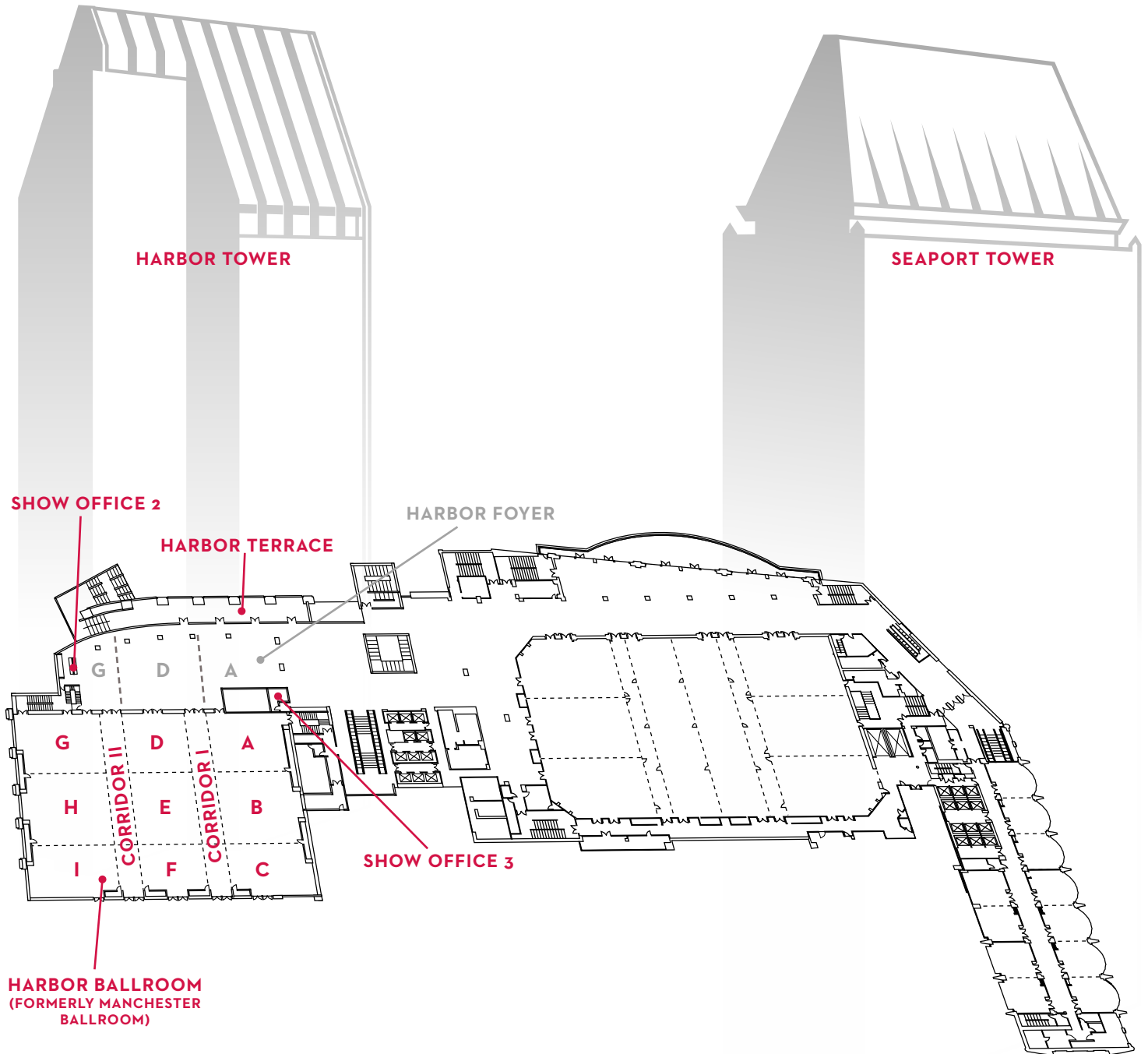
**MANCHESTER GRAND HYATT
SAN DIEGO**

1 Market Place
San Diego, CA 92101
619 232 1234
manchestergrand.hyatt.com

GRAND | HYATT™

SECOND FLOOR

FLOOR PLAN



MANCHESTER GRAND HYATT SAN DIEGO

1 Market Place
San Diego, CA 92101
619 232 1234
manchestergrand.hyatt.com

GRAND | HYATT™

SECOND FLOOR

FLOOR PLANS & CAPACITIES



ROOM NAME	ROOM DIMENSIONS L X W X H	SQ. FT	6' ROUNDS OF 10	RECEPTION	THEATER	CLASSROOM	BOARD ROOM	U-SHAPE	HOLLOW SQUARE
BALBOA A-C (FORMERLY BETSY)	28' x 84' x 10'	2,352	140	190	190	111	76	66	76
BALBOA A, B, C	28' x 28' x 10'	784	40	60	60	33	22	21	28
BALBOA AB, BC	28' x 56' x 10'	1,568	90	120	120	72	48	42	48
GASLAMP A-D (FORMERLY EDWARD)	28' x 112' x 10'	3,136	180	250	250	150	100	96	100
GASLAMP A, B, C, D	28' x 28' x 10'	784	40	60	60	33	22	21	28
GASLAMP AB, BC, CD	28' x 56' x 10'	1,560	90	120	120	72	48	42	48
GASLAMP A-C, B-D	28' x 84' x 10'	2,352	140	190	190	111	76	66	76
OLD TOWN AB (FORMERLY GREGORY)	28' x 56' x 10'	1,568	90	120	120	72	48	42	48
OLD TOWN A, B	28' x 28' x 10'	784	40	60	60	33	22	21	28
LA JOLLA AB (FORMERLY MOLLY)	28' x 56' x 10'	1,568	90	120	120	72	48	42	48
LA JOLLA A, B	28' x 28' x 10'	784	40	60	60	33	22	21	28

BALBOA PARK

is a 1,200-acre urban cultural park in San Diego. In addition to open space areas, natural vegetation green belts, gardens and walking paths, it contains museums, several theaters, and the world-famous San Diego Zoo. There are also many recreational facilities and several gift shops and restaurants. Placed in reserve in 1835, the park's site is one of the oldest in the United States dedicated to public recreational use.

THE GASLAMP QUARTER

is the historic heart of San Diego. It is a 16 block historical neighborhood in Downtown San Diego and is the center of downtown night life. The Quarter is home to many events and festivals. Its main period of development began in 1867, when Alonzo Horton bought the land in hopes of creating a new city center closer to the bay, and chose 5th Avenue as its main street. Today it is an energetic business and entertainment district.

OLD TOWN

is a neighborhood of San Diego. It contains 230 acres and is the oldest settled area in San Diego and site of the first European settlement in present-day California. It contains Old Town San Diego State Historic Park and Presidio Park, both of which are listed on the National Register of Historic Places.

LA JOLLA

is an affluent neighborhood in San Diego. It is a hilly seaside community, occupying 7 miles of curving coastline along the Pacific Ocean within the northern city limits.

MANCHESTER GRAND HYATT SAN DIEGO

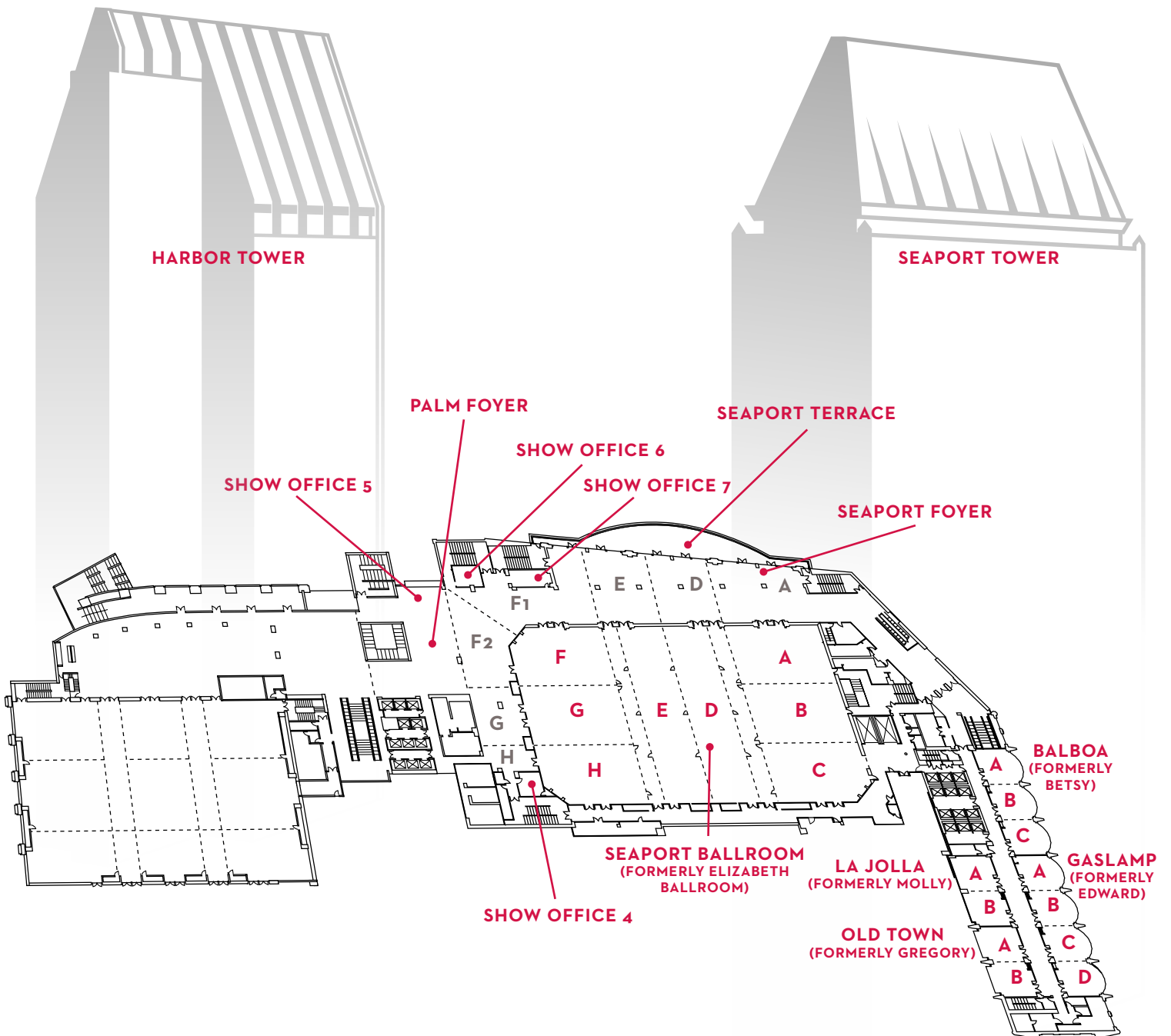
1 Market Place
San Diego, CA 92101
619 232 1234
manchestergrand.hyatt.com

GRAND | HYATT™

SECOND FLOOR



FLOOR PLAN



**MANCHESTER GRAND HYATT
SAN DIEGO**

1 Market Place
San Diego, CA 92101
619 232 1234
manchestergrand.hyatt.com

GRAND | HYATT™

THIRD FLOOR

FLOOR PLANS & CAPACITIES



ROOM NAME	ROOM DIMENSIONS L X W X H	SQ. FT	6' ROUNDS OF 10	RECEPTION	THEATER	CLASSROOM	BOARDROOM	U-SHAPE	HOLLOW SQUARE
PROMENADE AB (FORMERLY WINDSOR BC)	52' x 27' x 10'	1,404	80	110	108	66	30	42	48
PROMENADE A, B (FORMERLY WINDSOR B, C)	26' x 27' x 10'	702	40	55	54	33	22	21	28
PROMENADE FOYER (FORMERLY WINDSOR FOYER)	82' x 33' x 10'	2,706	—	—	—	—	—	—	—
PIER (FORMERLY OXFORD)	26' x 27' x 10'	702	40	55	54	33	22	21	28
COVE (FORMERLY CONNAUGHT)	27' x 24' x 10'	648	40	60	54	30	22	21	28
KIN SPA POOL DECK	—	8,620	—	400	—	—	—	—	—

**MANCHESTER GRAND HYATT
SAN DIEGO**

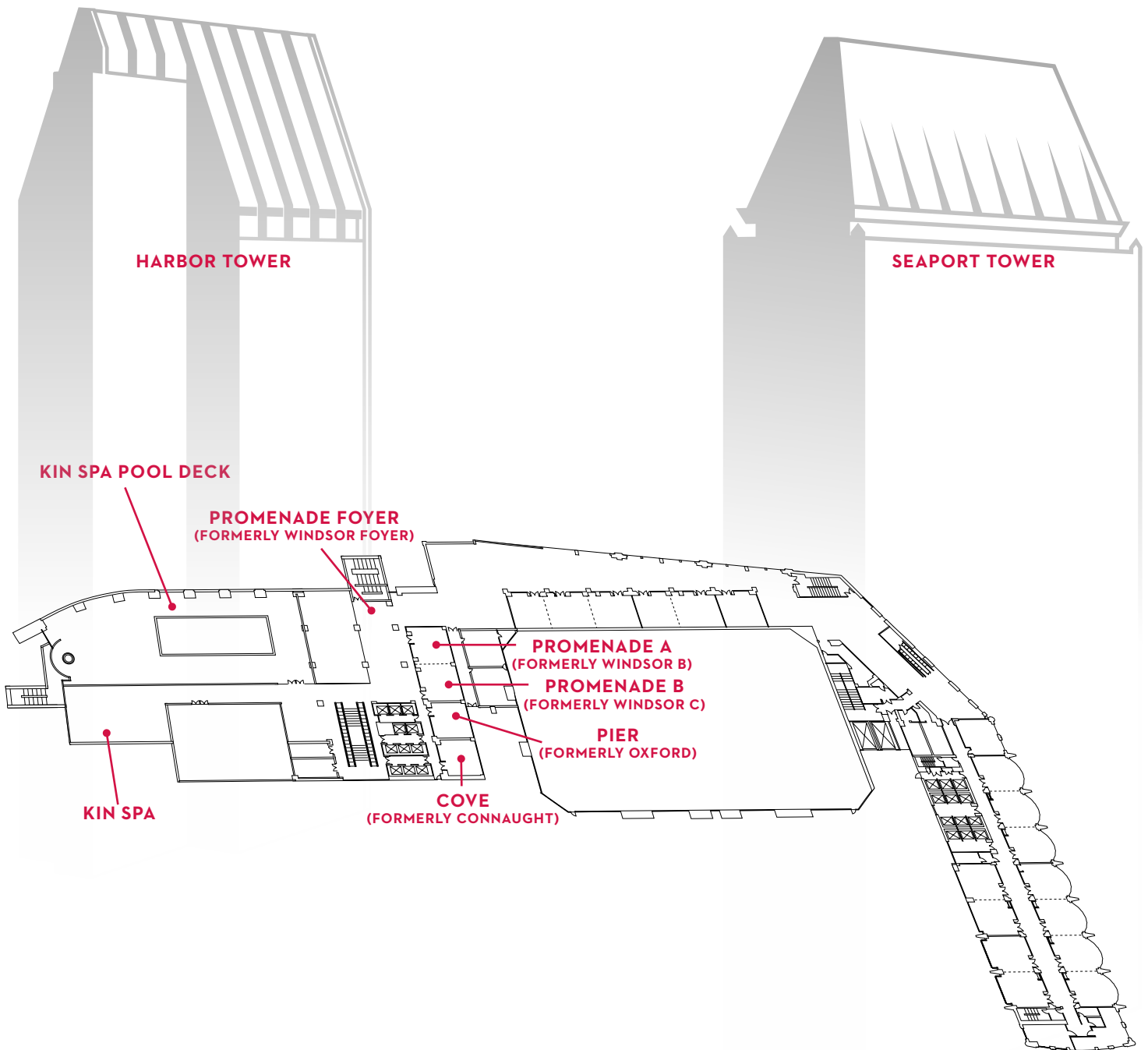
1 Market Place
San Diego, CA 92101
619 232 1234
manchestergrand.hyatt.com

GRAND | HYATT™

THIRD FLOOR



FLOOR PLAN



MANCHESTER GRAND HYATT SAN DIEGO

1 Market Place
San Diego, CA 92101
619 232 1234
manchestergrand.hyatt.com

GRAND | HYATT™

THIRD FLOOR



FLOOR PLANS & CAPACITIES



ROOM NAME	ROOM DIMENSIONS L X W X H	SQ. FT	6' ROUNDS OF 10	RECEPTION	THEATER	CLASSROOM	BOARDROOM	U-SHAPE	HOLLOW SQUARE
BANKERS HILL (FORMERLY GEORGE BUSH)	24' x 26' x 10'	624	40	50	44	21	22	18	22
CORTEZ HILL A-C (FORMERLY FORD A-C)	25' x 81' x 10'	2,025	140	190	190	111	76	66	76
CORTEZ HILL A, B, C	25' x 27' x 10'	675	40	60	60	33	22	21	28
CORTEZ HILL AB, BC	25' x 54' x 10'	1,350	90	120	120	72	48	42	48
HILLCREST A-D (FORMERLY MADELEINE A-D)	25' x 108' x 10'	2,700	180	250	250	150	100	96	100
HILLCREST A, B, C, D	25' x 27' x 10'	675	40	60	60	33	22	21	28
HILLCREST AB, BC, CD	25' x 54' x 10'	1,350	90	120	120	72	48	42	48
HILLCREST A-C, B-D	25' x 81' x 10'	2,025	140	190	190	111	76	66	76
GOLDEN HILL AB (FORMERLY DEL MAR AB)	25' x 54' x 10'	1,350	90	120	120	72	48	42	48
GOLDEN HILL A, B	25' x 27' x 10'	675	40	60	60	33	22	21	28
TORREY HILLS AB (FORMERLY MOHSEN AB)	25' x 54' x 10'	1,350	90	120	120	72	48	42	48
TORREY HILLS A,B	25' x 27' x 10'	675	40	60	60	33	22	21	28
SHOW OFFICE 8 (FORMERLY 6)	30' x 17'	510	—	—	—	—	—	—	—

BANKERS HILL

is a long established uptown San Diego neighborhood near Balboa Park. Many homes date from the late 19th century. The area acquired the name "Bankers Hill" because of its reputation as a home for the affluent.

CORTEZ HILL

was named after the historic El Cortez Hotel and is one of San Diego's oldest residential neighborhoods. The hill has drawn residents for over a century, and some of the original Victorian style dwellings of the first settlers are still present.

HILLCREST

is a neighborhood in San Diego northwest of Balboa Park. It is known for its numerous locally-owned businesses, including restaurants, cafés, bars, clubs, trendy thrift-stores, and other independent specialty stores. Hillcrest has a high population density compared to many other neighborhoods in San Diego.

GOLDEN HILL

is a neighborhood of San Diego located south of Balboa Park and east of Downtown. Golden Hill is one of San Diego's most historic and architecturally eclectic zones, with many pre-1900 homes and apartments. Golden Hill is also home to the Women's History Museum and Educational Center.

TORREY HILLS

is a community of 784 acres located in northern San Diego neighboring the Los Peñasquitos Canyon. In 1979 when Carmel Valley was being planned, the city had conducted studies on the Los Peñasquitos Canyon Preserve as an open space park, but had not determined the boundary of the park. The city then designated Sorrento Hills (now Torrey Hills) as Future Urbanizing on the General Plan.

MANCHESTER GRAND HYATT SAN DIEGO

1 Market Place
San Diego, CA 92101
619 232 1234
manchestergrand.hyatt.com

GRAND | HYATT™

THIRD FLOOR



FLOOR PLANS & CAPACITIES



ROOM NAME	ROOM DIMENSIONS L X W X H	SQ. FT	6' ROUNDS OF 10	RECEPTION	THEATER	CLASSROOM	BOARDROOM	U-SHAPE	HOLLOW SQUARE
OCEAN BEACH (FORMERLY MAGGIE)	25' x 30' x 10'	750	40	60	60	33	22	24	28
OCEAN BEACH FOYER	—	—	—	—	—	—	—	—	—
SOLANA BEACH AB (FORMERLY ANNIE AB)	50' x 30' x 8'	1,500	80	130	140	72	52	42	48
SOLANA BEACH A, B	25' x 30' x 8'	750	40	60	60	33	22	24	28
SOLANA BEACH FOYER	60' x 20' x 10'	1,200	—	—	—	—	—	—	—
MISSION BEACH A-C (FORMERLY EMMA A-C)	75' x 30' x 10'	2,250	140	180	190	114	76	60	78
MISSION BEACH A, B, C	25' x 30' x 10'	750	40	60	60	33	22	24	28
MISSION BEACH AB, BC	50' x 30' x 10'	1,500	80	130	140	72	52	42	48
MISSION BEACH FOYER	60' x 25' x 10'	1,500	—	—	—	—	—	—	—

OCEAN BEACH

(also known as O.B.) is a beachfront neighborhood of San Diego. One of the earliest residents of Ocean Beach was D. C. Collier, who bought oceanfront property there in 1887 when he was just 16. He later became one of the “fathers” of Ocean Beach, laying out streets, promoting sales, and building the Point Loma Railroad in 1909 to connect Ocean Beach with the rest of San Diego.

SOLANA BEACH

is an affluent beach town in San Diego County. While still a relatively tranquil coastal town, the city received national news in 2003 upon becoming the first city in the Continental United States to enact a smoking ban on its public beaches, a trend which has continued as many other coastal Californian towns have followed suit in banning smoking on their beaches.

MISSION BEACH

is a community built on a sandbar between the Pacific Ocean and Mission Bay and spans nearly two miles of ocean front. Attractions near Mission Beach include SeaWorld in Mission Bay Park and the historic amusement park Belmont Park in South Mission Beach.

MANCHESTER GRAND HYATT SAN DIEGO

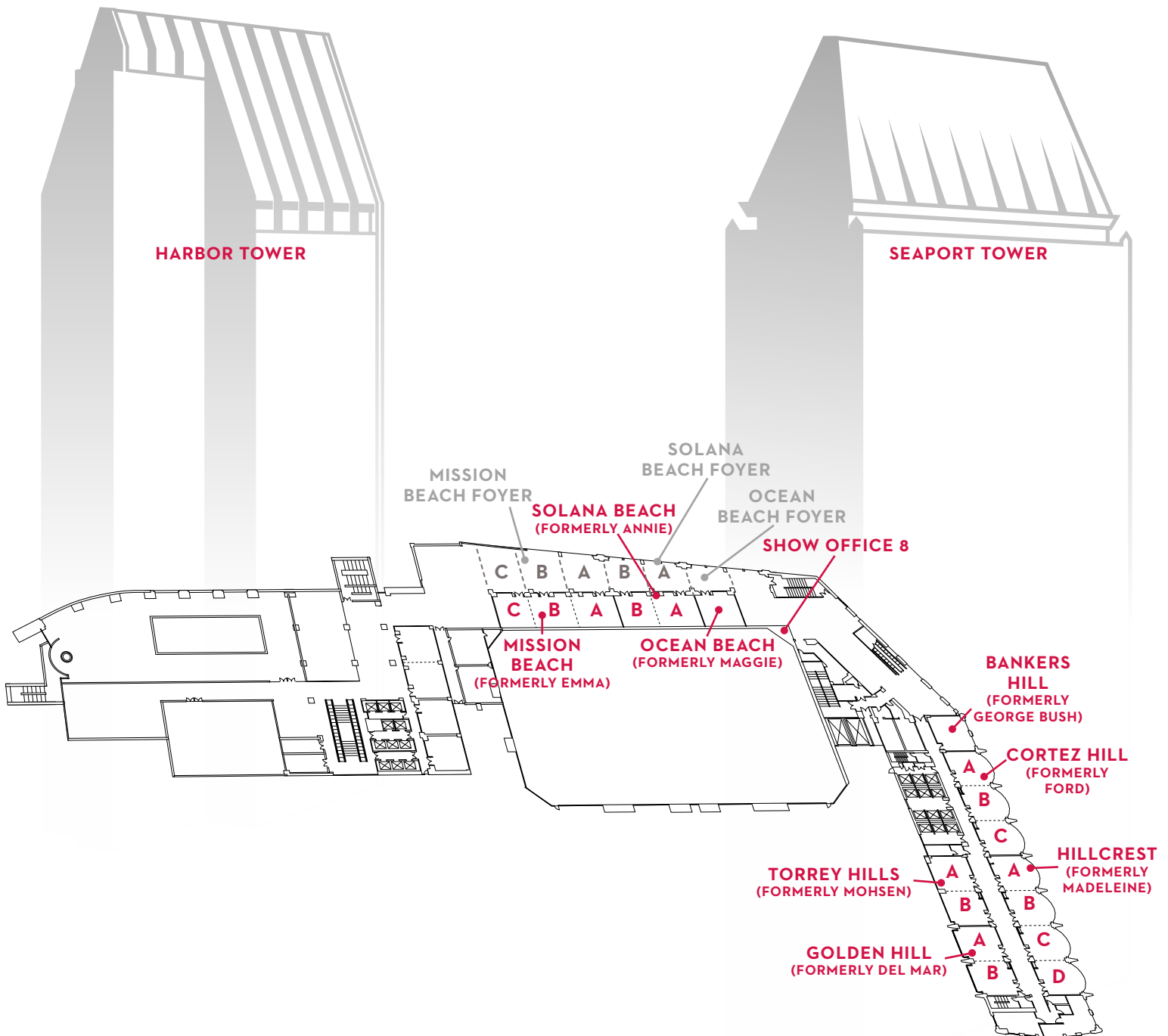
1 Market Place
San Diego, CA 92101
619 232 1234
manchestergrand.hyatt.com

GRAND | HYATT™

THIRD FLOOR



FLOOR PLAN



MANCHESTER GRAND HYATT SAN DIEGO

1 Market Place
San Diego, CA 92101
619 232 1234
manchestergrand.hyatt.com

GRAND | HYATT™

FOURTH FLOOR

FLOOR PLANS & CAPACITIES



ROOM NAME	ROOM DIMENSIONS L X W X H	SQ. FT	6' ROUNDS OF 10	RECEPTION	THEATER	CLASSROOM	BOARD ROOM	U-SHAPE	HOLLOW SQUARE	8 X 10 EXHIBIT	10 X 10 EXHIBIT
AMERICA'S CUP A-D	106' x 28' x 10'	2,968	200	270	200	153	100	96	100	—	—
AMERICA'S CUP A	22' x 28' x 10'	616	40	65	50	30	22	18	24	—	—
AMERICA'S CUP B, C, D	29' x 28' x 10'	812	40	65	60	33	22	18	24	—	—
AMERICA'S CUP AB	49' x 28' x 10'	1,372	80	135	120	66	46	42	51	—	—
AMERICA'S CUP BC, CD	57' x 28' x 10'	1,596	80	135	120	66	46	42	51	—	—
AMERICA'S CUP A-C	78' x 28' x 10'	2,184	120	200	150	108	70	66	76	—	—
AMERICA'S CUP B-D	85' x 28' x 10'	2,380	150	200	160	117	76	66	76	—	—
AMERICA'S CUP FOYER A-D	108' x 37' x 10'	3,996	120	270	150	—	—	—	—	—	—
AMERICA'S CUP TERRACE (FORMERLY POOL SIDE TERRACE)	—	2,120	80	120	—	—	—	—	—	—	—
REGATTA A-C (FORMERLY CUNNINGHAM)	81' x 27' x 9'	2,187	140	190	150	100	70	66	76	—	—
REGATTA A	26' x 27' x 9'	702	40	60	60	30	18	18	24	—	—
REGATTA B	27' x 27' x 9'	729	40	60	60	30	18	18	24	—	—
REGATTA C	28' x 27' x 9'	756	40	60	60	30	18	18	24	—	—
REGATTA A-B	53' x 27' x 9'	1,431	80	120	120	60	36	36	48	—	—
REGATTA B-C	55' x 27' x 9'	1,485	80	120	120	60	36	36	48	—	—
REGATTA FOYER A-C	80' x 37' x 9'	2,960	—	—	—	—	—	—	—	—	—
NAUTICAL (FORMERLY GIBBONS)	26' x 25' x 9'	650	40	60	60	30	18	18	24	—	—
ALAN RANDLE CORONADO BALLROOM (FORMERLY RANDLE BALLROOM)	129' x 76' x 14'	9,804	700	1,100	1,100	530	—	—	—	50	42
CORONADO BALLROOM A	53' x 38' x 14'	2,014	120	200	200	100	52	42	52	—	—
CORONADO BALLROOM B	53' x 39' x 14'	2,067	120	200	200	100	52	42	52	—	—
CORONADO BALLROOM C	17' x 76' x 14'	1,292	—	—	—	—	—	—	—	—	—
CORONADO BALLROOM D, E	56' x 38' x 14'	2,128	120	200	200	100	52	42	52	—	—

**MANCHESTER GRAND HYATT
SAN DIEGO**

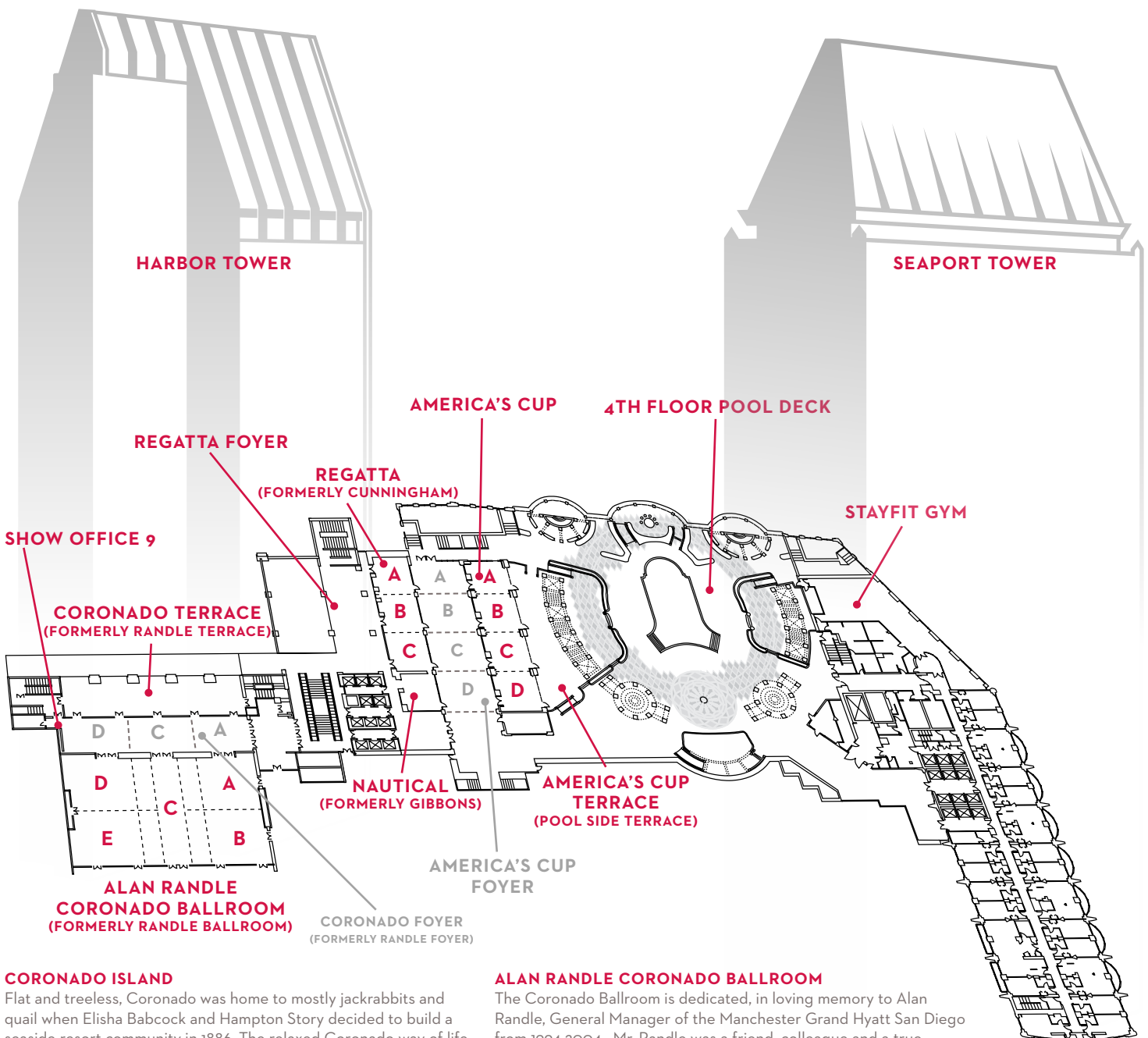
1 Market Place
San Diego, CA 92101
619 232 1234
manchestergrand.hyatt.com

GRAND | HYATT™

FOURTH FLOOR



FLOOR PLAN



CORONADO ISLAND

Flat and treeless, Coronado was home to mostly jackrabbits and quail when Elisha Babcock and Hampton Story decided to build a seaside resort community in 1886. The relaxed Coronado way of life changed forever in 1969 when the Coronado Bridge to San Diego opened and replaced the automobile ferries. The influx of thousands of daily vehicles prompted Coronado's first traffic signals.

ALAN RANDLE CORONADO BALLROOM

The Coronado Ballroom is dedicated, in loving memory to Alan Randle, General Manager of the Manchester Grand Hyatt San Diego from 1994-2004. Mr. Randle was a friend, colleague and a true gentleman. His dedication, service and leadership will be greatly missed. This beautiful ballroom provides great views of the San Diego Bay and Coronado Island.