

OTA
The Orthopaedic Trauma Association
The Orthopaedic Trauma Association is an educational & scientific society dedicated to the discovery and dissemination of knowledge & information regarding the care & treatment of injuries to the musculoskeletal system.

User Name: Submit

Password: Forgot Password

[Contact Us]

[Profile] [Patient Search] [Reports] [Data Export] [User Manual] [Log Out]

Patient Search

Add Patient

Med Rec #:

Patient first name: Patient last name: Patient Birth Date:

Search

Results

[Contact Us]

[Profile] [Patient Search] [Reports] [Data Export] [User Manual] [Log Out]

Patient Search

Add Patient

Med Rec #: 002469709

Patient first name: Drew Patient last name: Bick Patient Birth Date: 0981

Search

Results

[Contact Us]

Patient Information
 Medical number: [text]
 ICD9/ICD10: [text]
 Patient last name: [text] Patient last name: [text] Patient birth date: [text] Save Patient
 Sex: [text] Race: [text] (MM/DD/YYYY)

ICD9 History
 Injury: Abduction - 98510210
 ICD9 History (Add Subject)

Body Site: [text] (W, R, L)
 AD/OSA Code: [text] Search for Codes
 Injured: [text]
 Skin: [text]
 Muscle: [text]
 Arterial: [text]
 Contamination: [text]
 Bone Loss: [text]
 Nerve: [text]

Custom: [text]
 MFA: All
 Patient Search: Standardized Item
 Date | Move | Time | Home | Add | Drop | List | Filter | Log | Exit | Job | Help

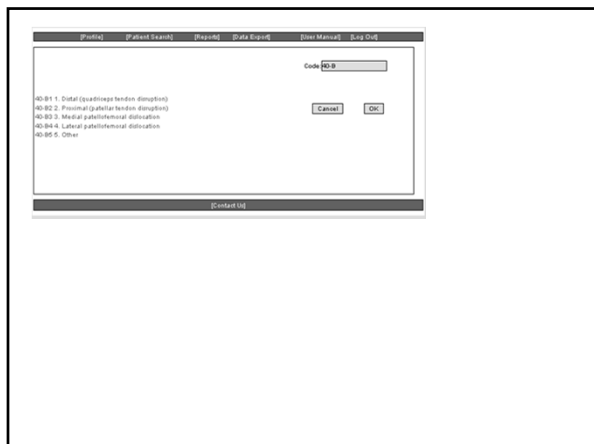
Code: [text]

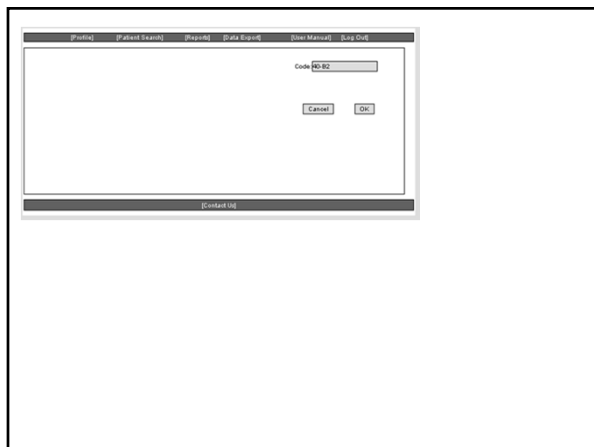
FRACTURES
Upper Extremity
 Clavicle
 Scapula
 Scapula (new 2007)
 Humerus
 Radius/Ulna
 Carpus
 Metacarpals
 Phalange (hand)
Spine
 Vertebra
Lower Extremity
 Femur
 Tibia/Fibula
 Patella
 Patella (new 2007)
 Pelvic Ring
 Acetabulum
 Talus
 Talus (new 2007)
 Calcaneus
 Calcaneus (new 2007)
 Navicular
 Navicular (new 2007)
 Cuboid (new 2007)
 Cuneiform
 Cuneiform (new 2007)
 Cuboid
 Metatarsals
 Metatarsals
 Phalange (foot)
 Phalange (new 2007)

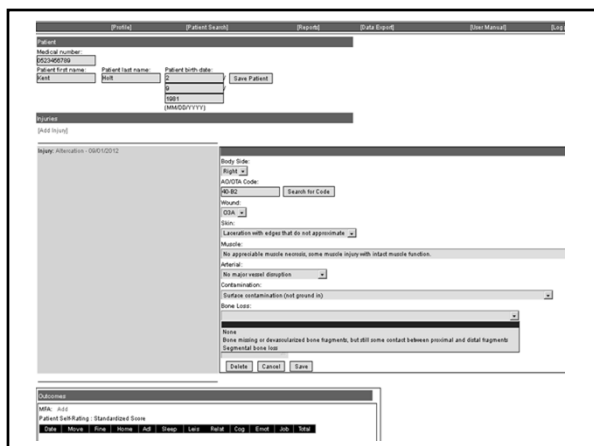
DISLOCATIONS
Upper Extremity
 Glenohumeral Joint
 Acromioclavicular Joint
 Glenohumeral Joint
 Glenohumeral (new 2007)
 Elbow Joint
 Elbow (new 2007)
 Metacarpal Dislocation
 Carpometacarpal joints (new 2007)
 Phalangeal (new 2007)
 Clavicle (new 2007)
Lower Extremity
 Phalangeal Dislocation
 Hip
 Hip (new 2007)
 Knee Joint
 Knee (new 2007)
 Patellofemoral
 Proximal tibia-fibular
 Distal tibia-fibular joint, syndesmosis
 Distal tibia-fibular joint, syndesmosis
 Tibio-talar (ankle)
 Distal talar (talocalcaneal)
 Mid tarsal (Chopart)
 Lisfranc

Code: [text]

80.A Tibiotalar
 80.B Patellofemoral
 80.C Tibiofibular (proximal)
 80.D Tibiofibular (distal)







Profile	Patient Search	Display	Data Export	Print Manual	Log Out
Patient					
Medical Number: [023405700]					
Patient first name:	Patient last name:	Patient birth date:	Save Patient		
East	West	[01]			
Injuries					
[Add Injury]					
Injury Allocation: 06010012			[Add Fracture] [Add Systemic Complication]		
Fracture: Right - 40-82					
Wound: OSA					
Skin Laceration with edges that do not approximate					
Muscle No. appreciable muscle necrosis, some muscle injury with intact muscle function.					
Arterial No. major vessel disruption					
Contamination: Surface contamination (not ground in)					
Bone Loss/None					
Outcomes					
MFA: Add					
Patient Self-Rating: Standardized Score					
[Data] [Move] [View] [Home] [Add] [Swap] [List] [Rate] [Copy] [End] [Add] [Size]					
SMFA: Add					
Standardized Score					
[Data] [Copy/Print] [End] [View] [Mobility] [Disruption] [Euthanasia]					
SP-26: Add					

Profile	Patient Search	Display	Data Export	Print Manual	Log Out
Patient					
Medical Number: [023405700]					
Patient first name:	Patient last name:	Patient birth date:	Save Patient		
East	West	[01]			
Injuries					
[Add Injury]					
Injury Allocation: 06010012			[Add Fracture] [Add Systemic Complication]		
Fracture: Right - 40-82					
Wound: OSA					
Skin Laceration with edges that do not approximate					
Muscle No. appreciable muscle necrosis, some muscle injury with intact muscle function.					
Arterial No. major vessel disruption					
Contamination: Surface contamination (not ground in)					
Bone Loss/None					
Select <input type="radio"/> Initial <input type="radio"/> Subsequent Treatment Date: [0] [1] [2] [3] [4] [5] [6] [7] [8] [9] Treating Physician: [Text] [2] Index: <input type="button" value="Delete"/> <input type="button" value="Cancel"/> <input type="button" value="Save"/>					
Outcomes					
MFA: Add					
Patient Self-Rating: Standardized Score					
[Data] [Move] [View] [Home] [Add] [Swap] [List] [Rate] [Copy] [End] [Add] [Size]					
SMFA: Add					
Standardized Score					
[Data] [Copy/Print] [End] [View] [Mobility] [Disruption] [Euthanasia]					

Profile	Patient Search	Display	Data Export	Print Manual	Log Out
Patient					
Medical Number: [023405700]					
Patient first name:	Patient last name:	Patient birth date:	Save Patient		
East	West	[01]			
Injuries					
[Add Injury]					
Injury Allocation: 06010012			[Add Fracture] [Add Systemic Complication]		
Fracture: Right - 40-82					
Wound: OSA					
Skin Laceration with edges that do not approximate					
Muscle No. appreciable muscle necrosis, some muscle injury with intact muscle function.					
Arterial No. major vessel disruption					
Contamination: Surface contamination (not ground in)					
Bone Loss/None					
Treatment: Initial - 06070012 [Add Proceeding]					
Outcomes					
MFA: Add					
Patient Self-Rating: Standardized Score					
[Data] [Move] [View] [Home] [Add] [Swap] [List] [Rate] [Copy] [End] [Add] [Size]					
SMFA: Add					
Standardized Score					
[Data] [Copy/Print] [End] [View] [Mobility] [Disruption] [Euthanasia]					
