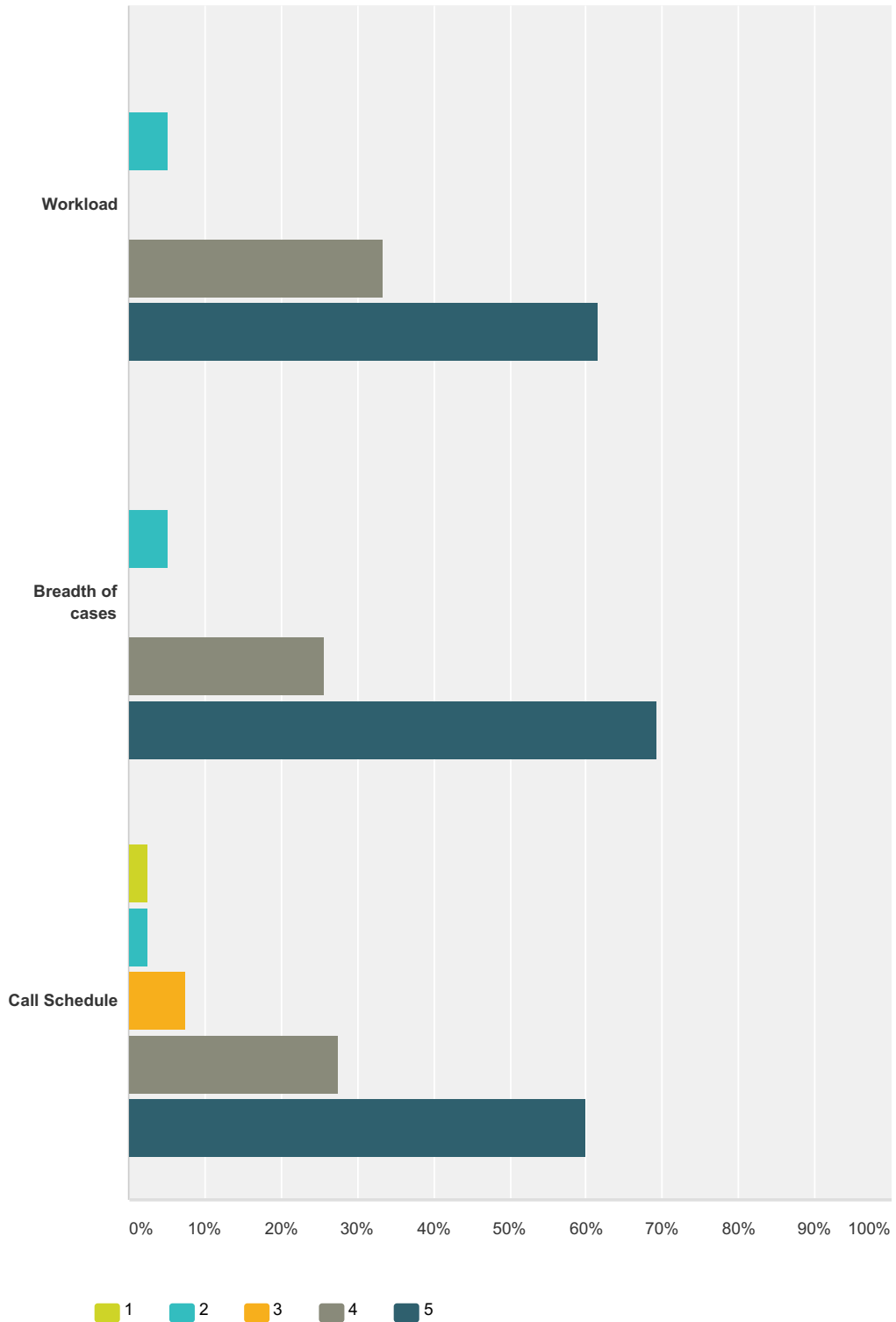


**Q1 Please rank your experience during your fellowship year on a scale of 1-5, with 1 being non-satisfactory, and 5 being completely satisfactory.**

Answered: 40 Skipped: 0

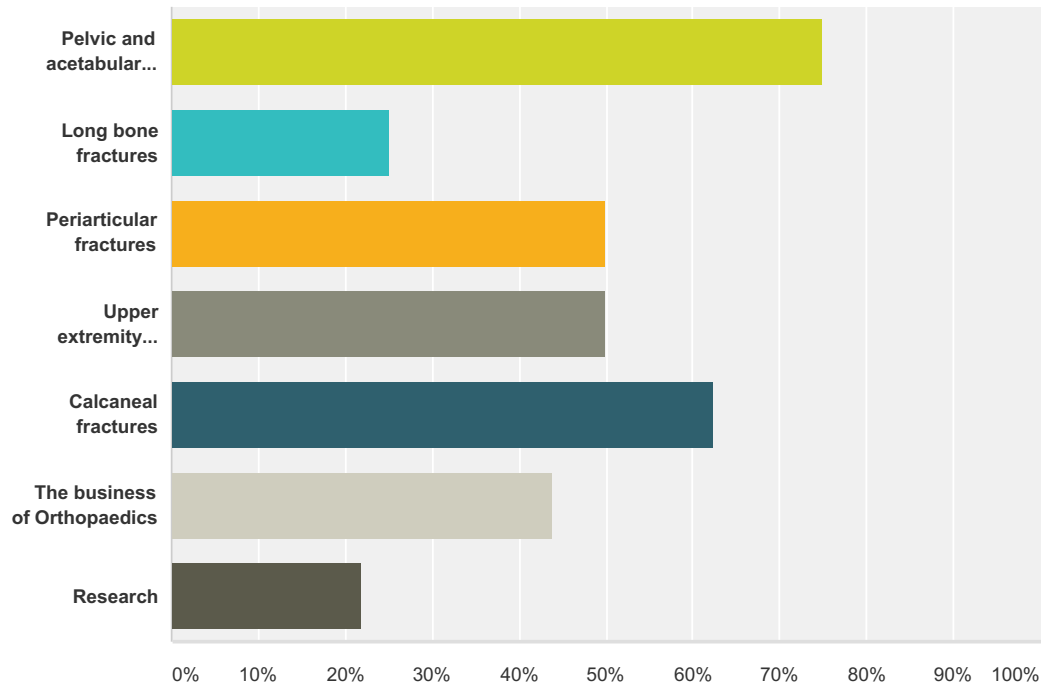


## Fellowship Survey June 2014

	1	2	3	4	5	Total
Workload	0.00% 0	5.13% 2	0.00% 0	33.33% 13	61.54% 24	39
Breadth of cases	0.00% 0	5.13% 2	0.00% 0	25.64% 10	69.23% 27	39
Call Schedule	2.50% 1	2.50% 1	7.50% 3	27.50% 11	60.00% 24	40

### Q2 Please check all areas in which you desired additional training during your fellowship year.

Answered: 32 Skipped: 8

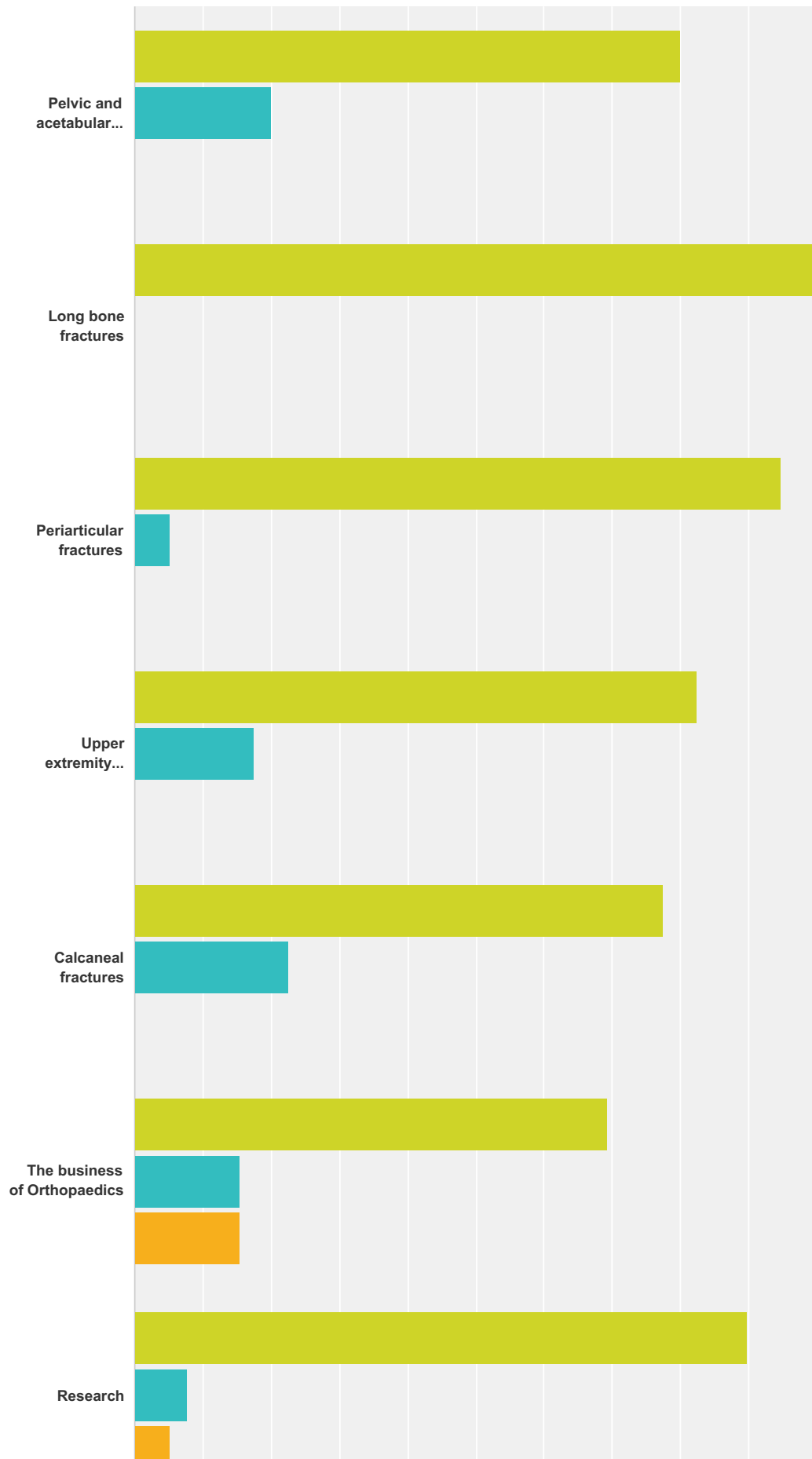


Answer Choices	Responses
Pelvic and acetabular trauma	75.00% 24
Long bone fractures	25.00% 8
Periarticular fractures	50.00% 16
Upper extremity fractures	50.00% 16
Calcaneal fractures	62.50% 20
The business of Orthopaedics	43.75% 14
Research	21.88% 7
<b>Total Respondents: 32</b>	

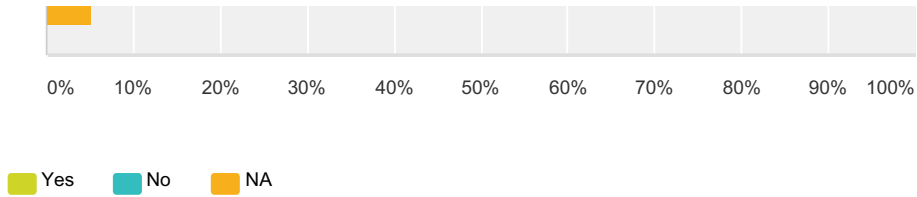
### Q3 Did the caseload meet your expectations

Answered: 40 Skipped: 0

# Fellowship Survey June 2014



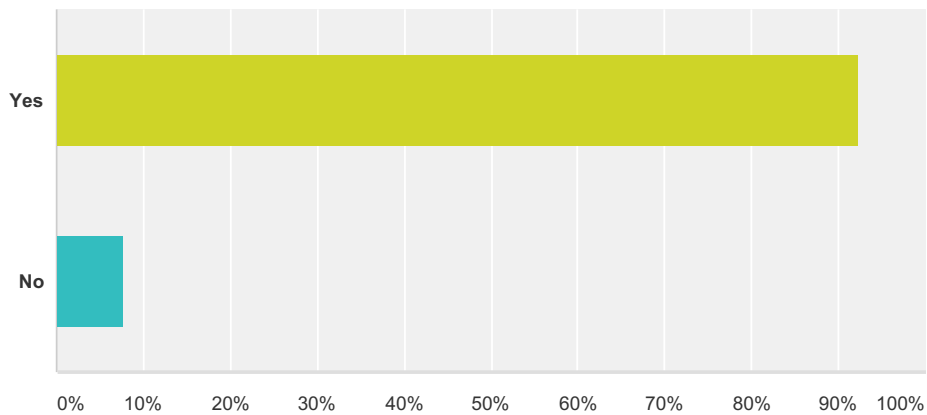
## Fellowship Survey June 2014



	Yes	No	NA	Total Respondents
Pelvic and acetabular trauma	80.00% 32	20.00% 8	0.00% 0	40
Long bone fractures	100.00% 40	0.00% 0	0.00% 0	40
Periarticular fractures	94.87% 37	5.13% 2	0.00% 0	39
Upper extremity fractures	82.50% 33	17.50% 7	0.00% 0	40
Calcaneal fractures	77.50% 31	22.50% 9	0.00% 0	40
The business of Orthopaedics	69.23% 27	15.38% 6	15.38% 6	39
Research	89.74% 35	7.69% 3	5.13% 2	39

### Q4 Did you participate actively in patient rounds and care?

Answered: 39 Skipped: 1

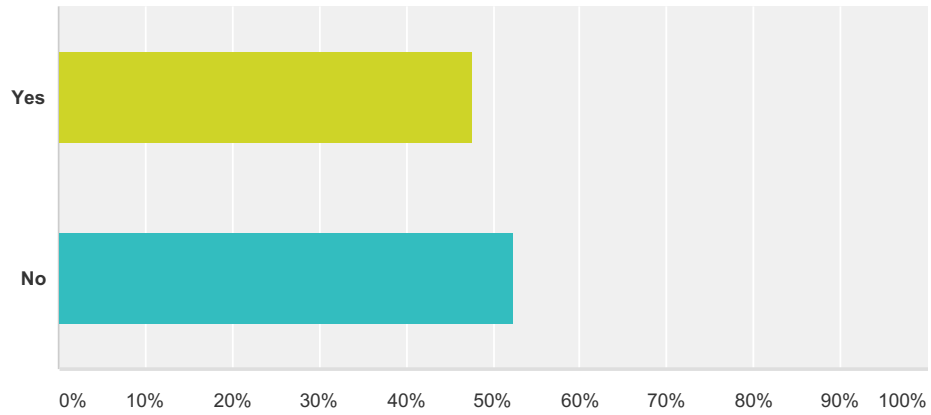


Answer Choices	Responses	
Yes	92.31%	36
No	7.69%	3
<b>Total</b>		<b>39</b>

### Q5 Did you take call during your fellowship as an attending?

## Fellowship Survey June 2014

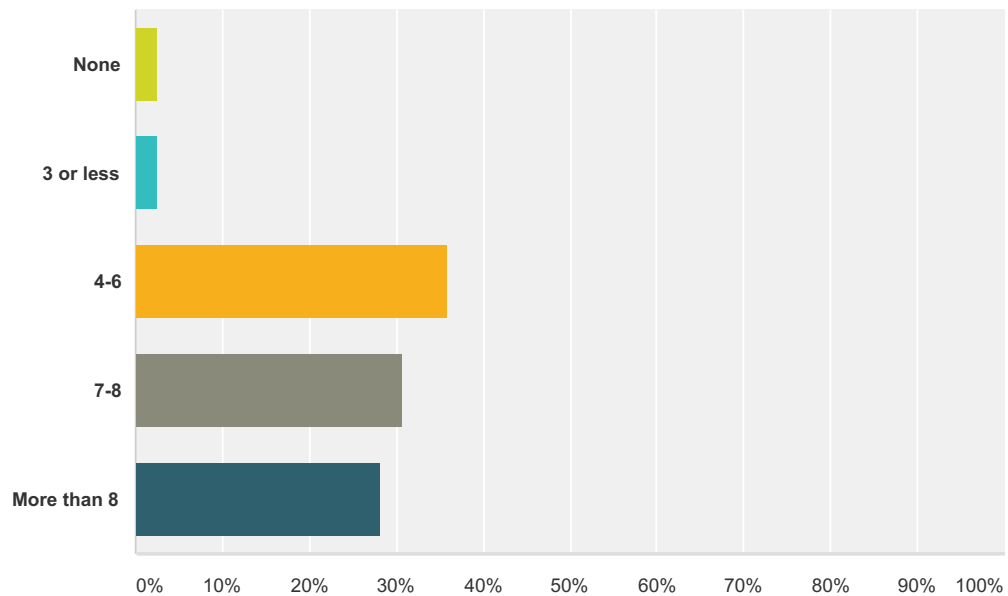
Answered: 40 Skipped: 0



Answer Choices	Responses	
Yes	47.50%	19
No	52.50%	21
<b>Total</b>		<b>40</b>

### Q6 How many call nights per month (average) did you take during your fellowship year?

Answered: 39 Skipped: 1



Answer Choices	Responses	
None	2.56%	1
3 or less	2.56%	1
4-6	35.90%	14

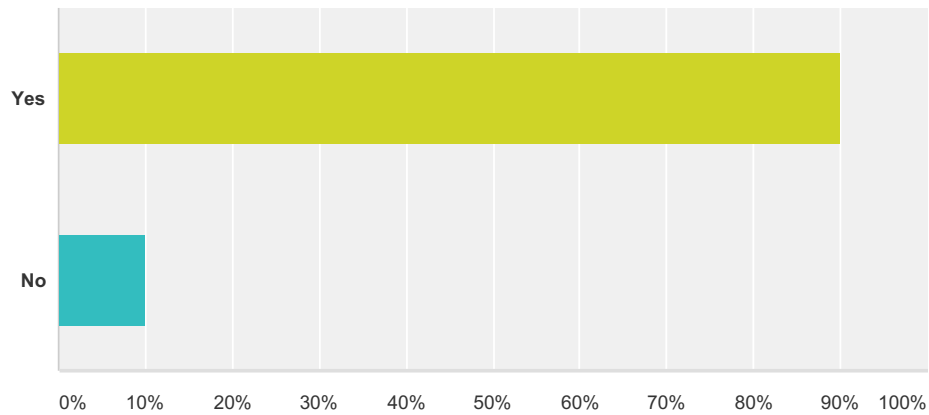
7-8	30.77%	12
More than 8	28.21%	11
<b>Total</b>		<b>39</b>

**Q7 If you did take call during your fellowship, please provide constructive feedback:**

Answered: 28 Skipped: 12

**Q8 Did you attend/participate in clinic regularly?**

Answered: 40 Skipped: 0

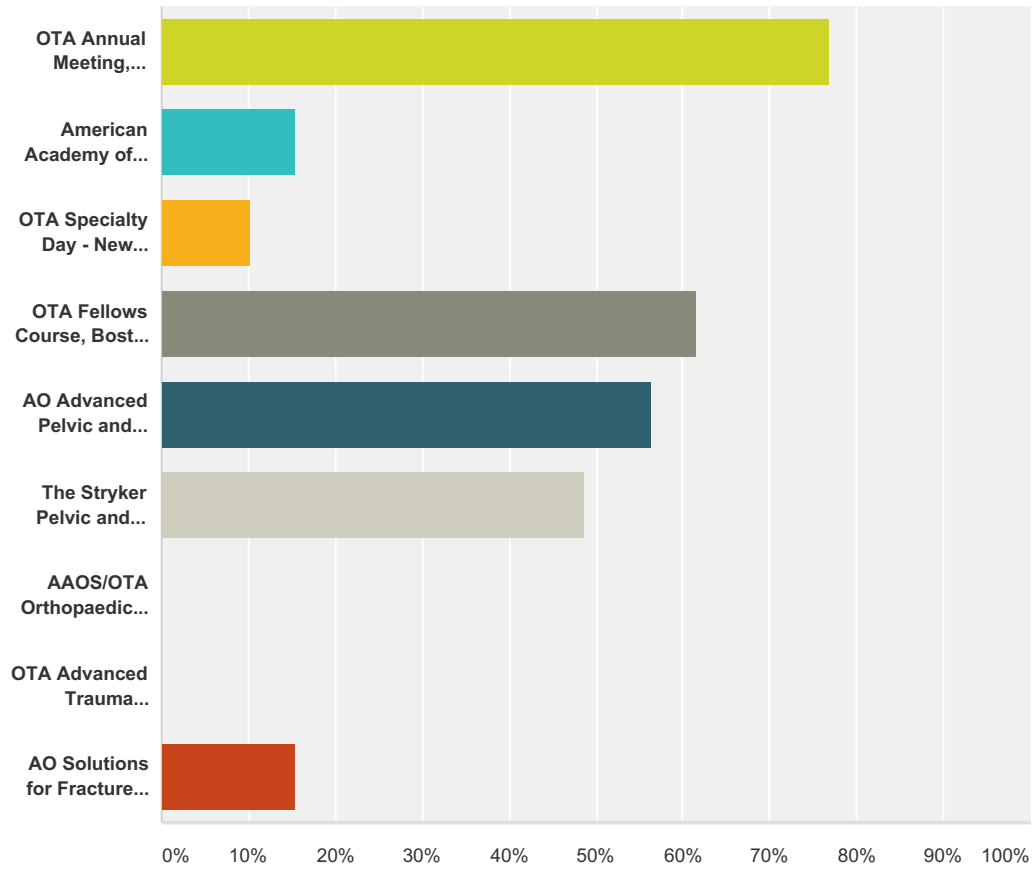


Answer Choices	Responses
Yes	90.00% 36
No	10.00% 4
<b>Total Respondents: 40</b>	

**Q9 Indicate which course you attended during the year. Please check all that apply.**

Answered: 39 Skipped: 1

## Fellowship Survey June 2014

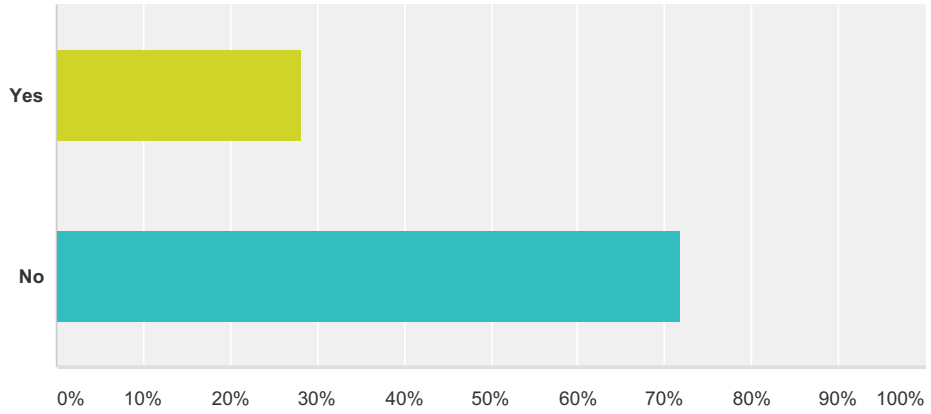


Answer Choices	Responses
OTA Annual Meeting, Phoenix, AZ	76.92% 30
American Academy of Orthopaedic Surgeons Annual Meeting, New Orleans, LA	15.38% 6
OTA Specialty Day - New Orleans, LA	10.26% 4
OTA Fellows Course, Boston, MA	61.54% 24
AO Advanced Pelvic and Acetabular Courses	56.41% 22
The Stryker Pelvic and Acetabular Course for Fellows	48.72% 19
AAOS/OTA Orthopaedic Trauma Update, Lake Buena Vista, FL	0.00% 0
OTA Advanced Trauma Techniques Course, Orlando, FL	0.00% 0
AO Solutions for Fracture Fixation Problems	15.38% 6
<b>Total Respondents: 39</b>	

### Q10 Did you have your job position secured prior to your fellowship?

Answered: 39 Skipped: 1

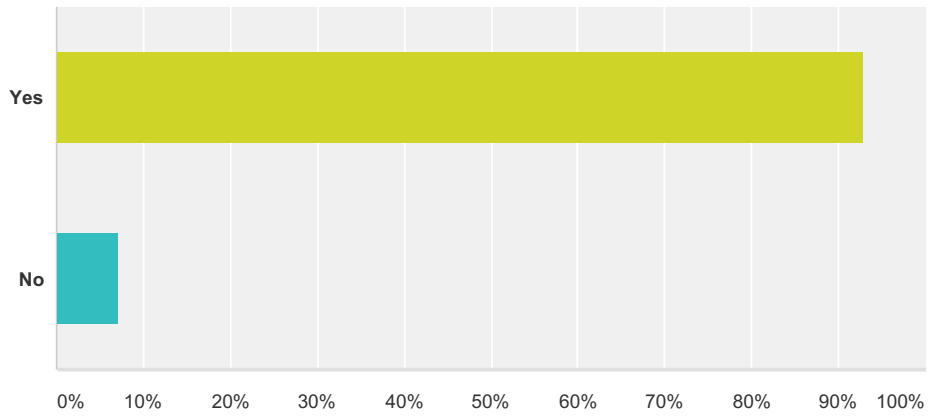
## Fellowship Survey June 2014



Answer Choices	Responses
Yes	28.21% 11
No	71.79% 28
<b>Total</b>	<b>39</b>

### Q11 If yes, did you honor your commitment?

Answered: 14 Skipped: 26



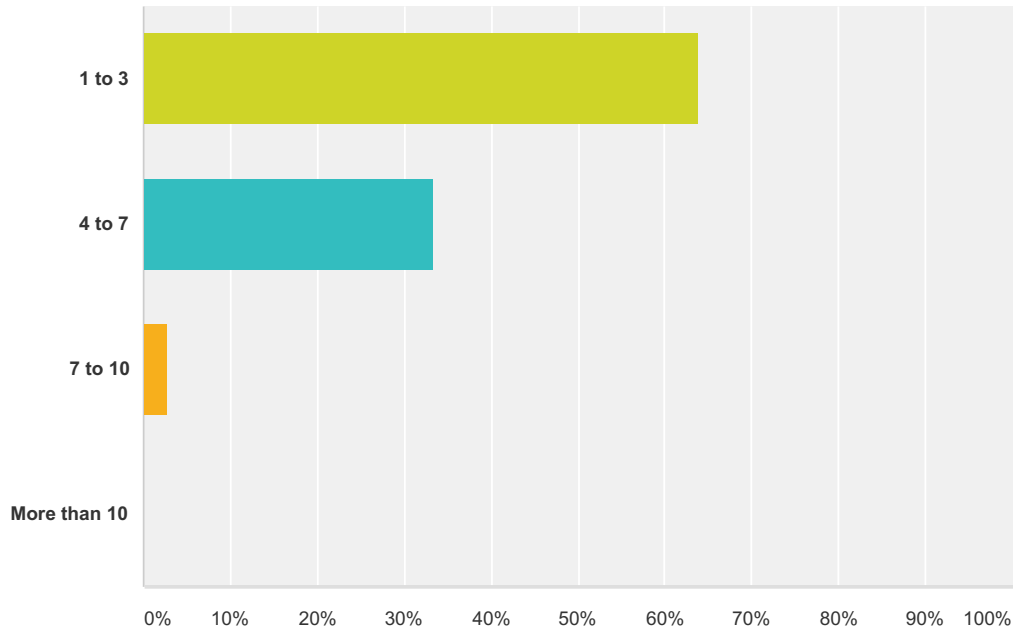
Answer Choices	Responses
Yes	92.86% 13
No	7.14% 1
<b>Total</b>	<b>14</b>

### Q12 How many job interviews did you go on to find your job?

Answered: 36 Skipped: 4



### Fellowship Survey June 2014

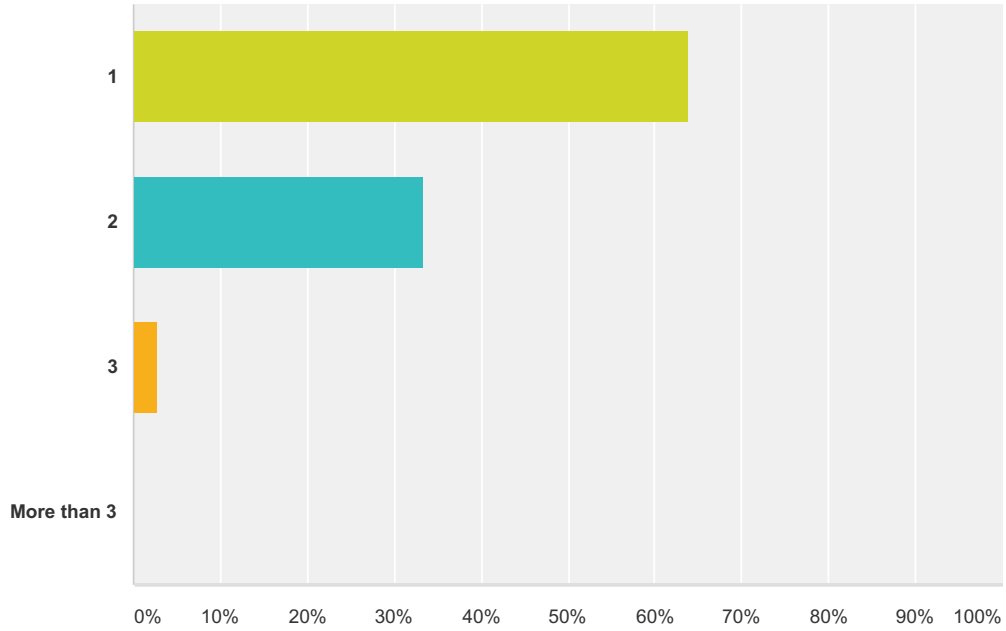


Answer Choices	Responses	
1 to 3	63.89%	23
4 to 7	33.33%	12
7 to 10	2.78%	1
More than 10	0.00%	0
<b>Total</b>		<b>36</b>

**Q13 For the position you took, how many times did you interview at the location prior to making your decision?**

Answered: 36 Skipped: 4

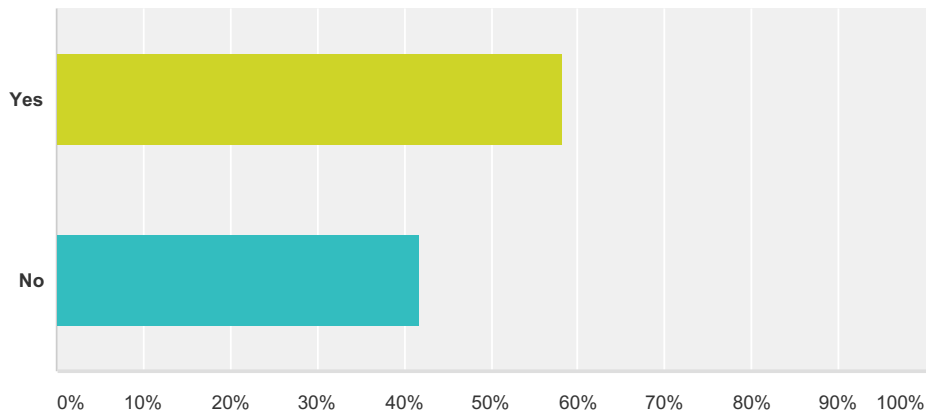
### Fellowship Survey June 2014



Answer Choices	Responses	Count
1	63.89%	23
2	33.33%	12
3	2.78%	1
More than 3	0.00%	0
<b>Total</b>		<b>36</b>

### Q14 Were you offered a signing bonus? If yes, how much?

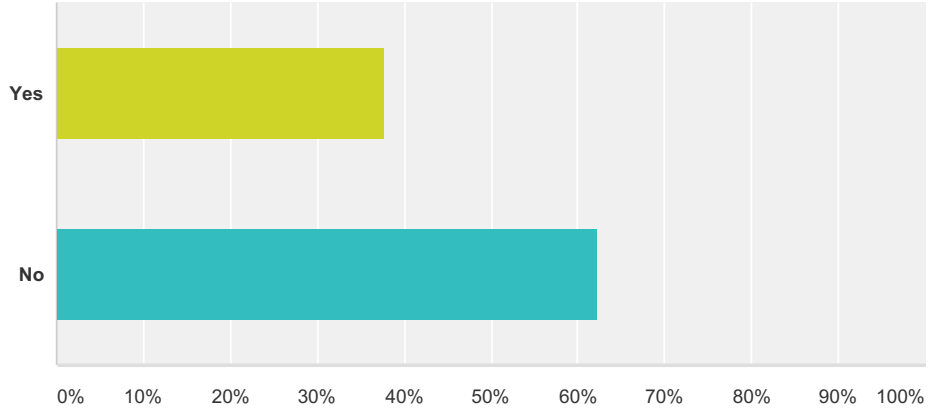
Answered: 36 Skipped: 4



Answer Choices	Responses	Count
Yes	58.33%	21
No	41.67%	15

### Q15 Did you get assistance in obtaining your job from your fellowship Faculty?

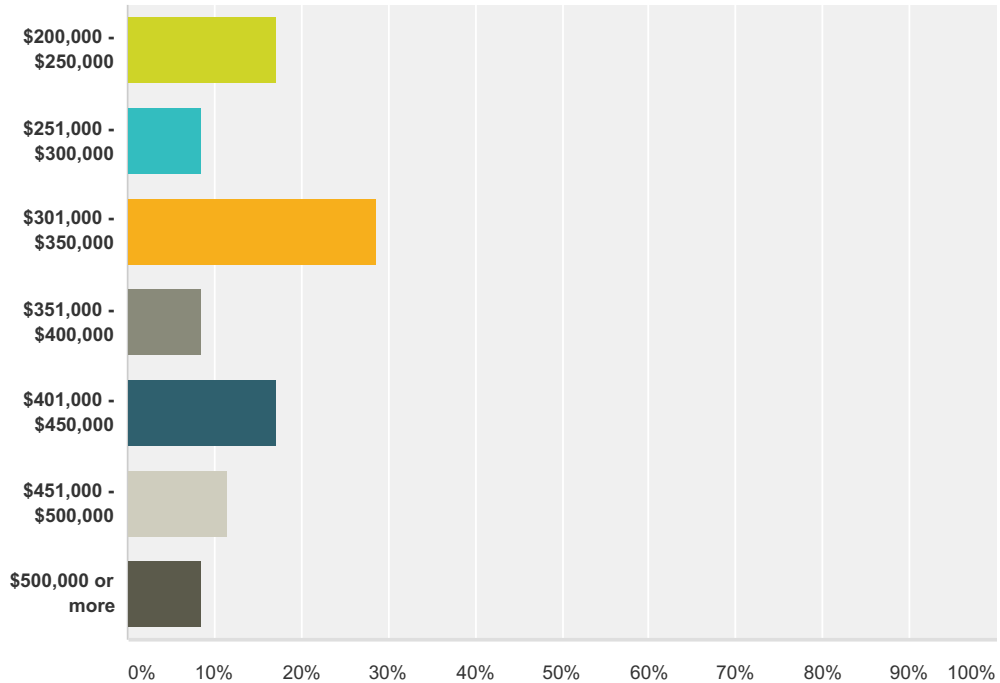
Answered: 37 Skipped: 3



Answer Choices	Responses	Count
Yes	37.84%	14
No	62.16%	23
<b>Total Respondents: 37</b>		

### Q16 Please indicate your starting gross take home pay:

Answered: 35 Skipped: 5

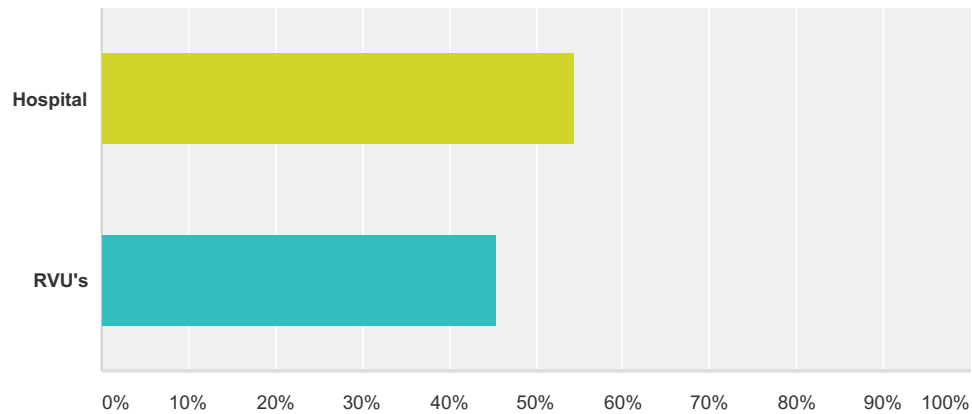


## Fellowship Survey June 2014

Answer Choices	Responses	
\$200,000 - \$250,000	17.14%	6
\$251,000 - \$300,000	8.57%	3
\$301,000 - \$350,000	28.57%	10
\$351,000 - \$400,000	8.57%	3
\$401,000 - \$450,000	17.14%	6
\$451,000 - \$500,000	11.43%	4
\$500,000 or more	8.57%	3
<b>Total</b>		<b>35</b>

### Q17 Is your pay based on contributions from the hospital or RVU's?

Answered: 33 Skipped: 7

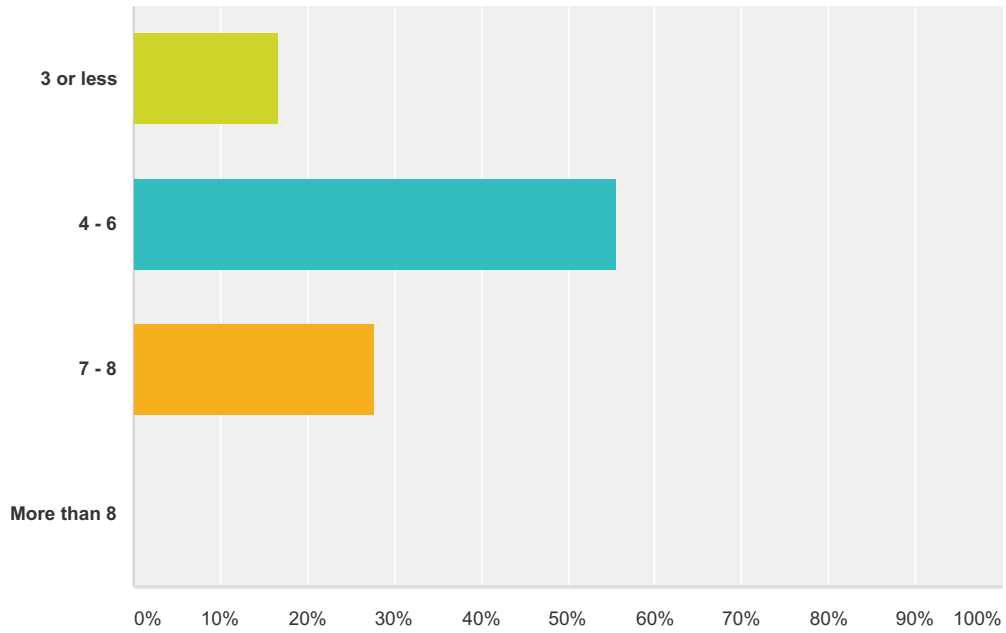


Answer Choices	Responses	
Hospital	54.55%	18
RVU's	45.45%	15
<b>Total</b>		<b>33</b>

### Q18 Number of nights on call expected per month:

Answered: 36 Skipped: 4

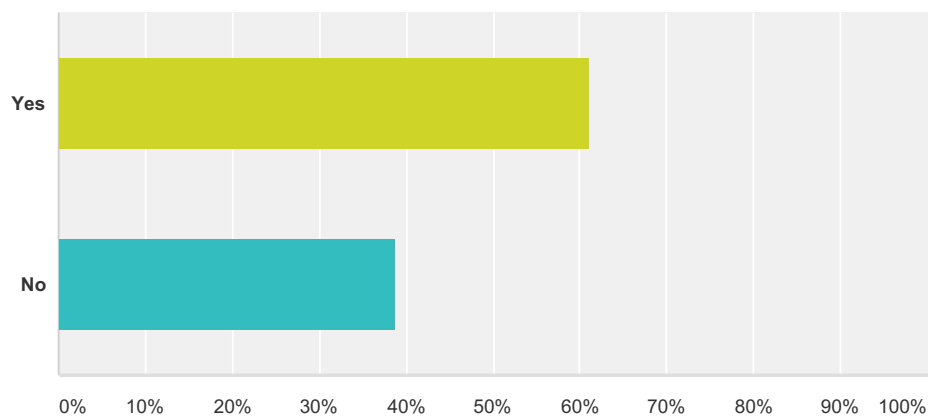
## Fellowship Survey June 2014



Answer Choices	Responses
3 or less	16.67% 6
4 - 6	55.56% 20
7 - 8	27.78% 10
More than 8	0.00% 0
<b>Total</b>	<b>36</b>

## Q19 Will you receive call pay?

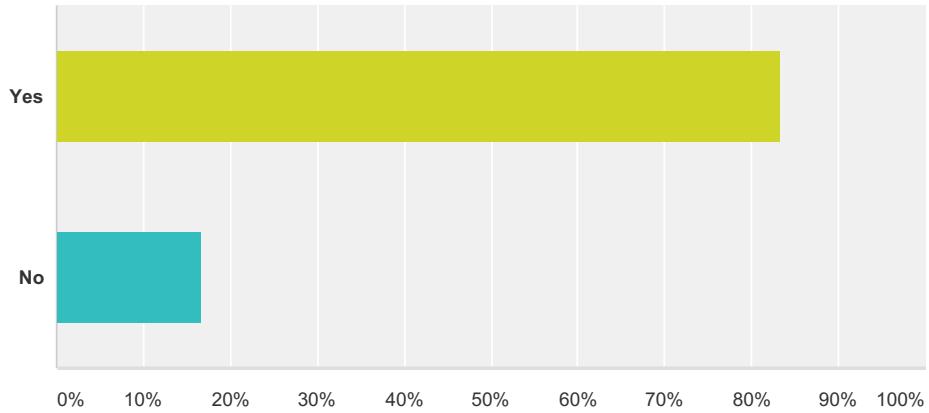
Answered: 36 Skipped: 4



Answer Choices	Responses
Yes	61.11% 22
No	38.89% 14
<b>Total</b>	<b>36</b>

### Q20 Do you have a dedicated trauma OR available to you?

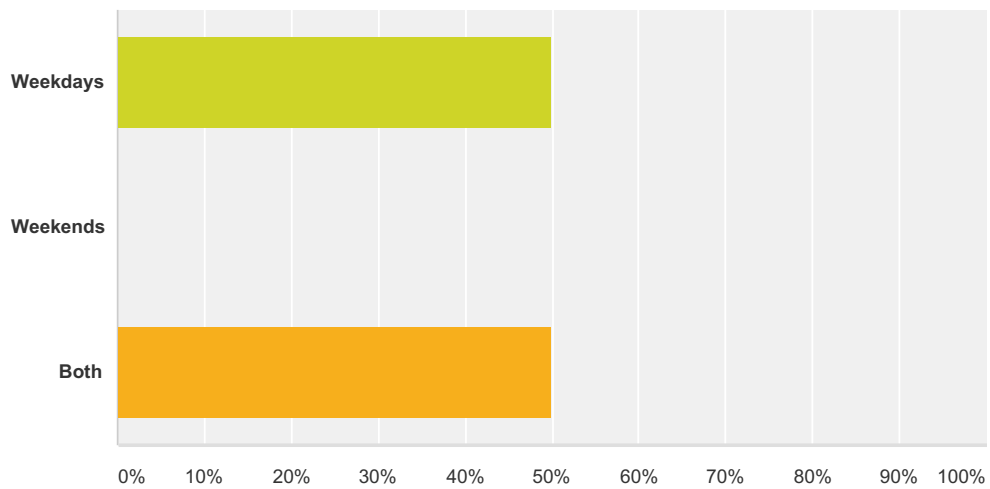
Answered: 36 Skipped: 4



Answer Choices	Responses
Yes	83.33% 30
No	16.67% 6
<b>Total</b>	<b>36</b>

### Q21 If you have a dedicated orthopaedic trauma OR, please check availability:

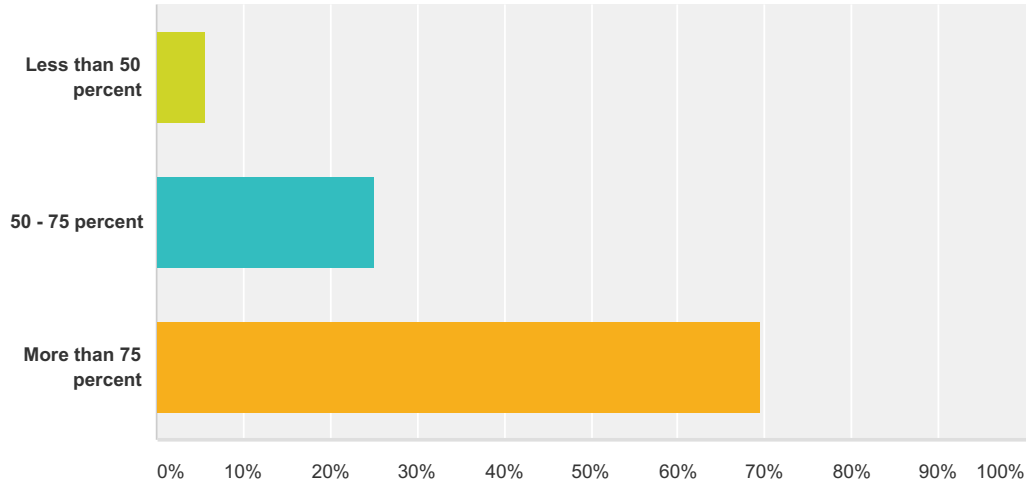
Answered: 30 Skipped: 10



Answer Choices	Responses
Weekdays	50.00% 15
Weekends	0.00% 0
Both	50.00% 15

**Q22 What percentage of your practice do you anticipate being devoted to trauma?**

Answered: 36 Skipped: 4

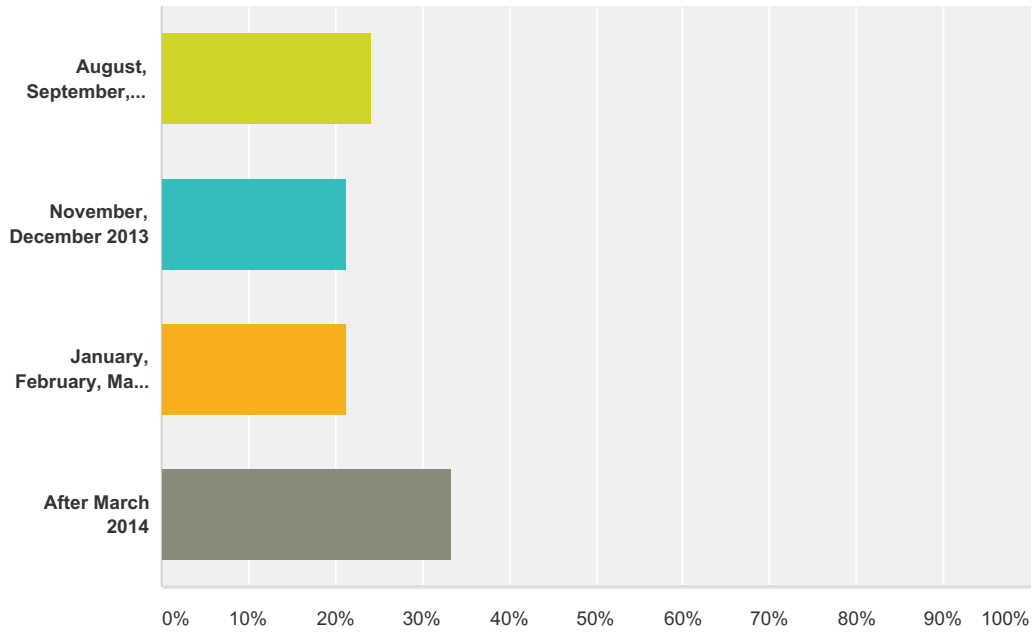


Answer Choices	Responses
Less than 50 percent	5.56% 2
50 - 75 percent	25.00% 9
More than 75 percent	69.44% 25
<b>Total</b>	<b>36</b>

**Q23 At what time in the year did you secure your job? This should be the date you signed your contract.**

Answered: 33 Skipped: 7

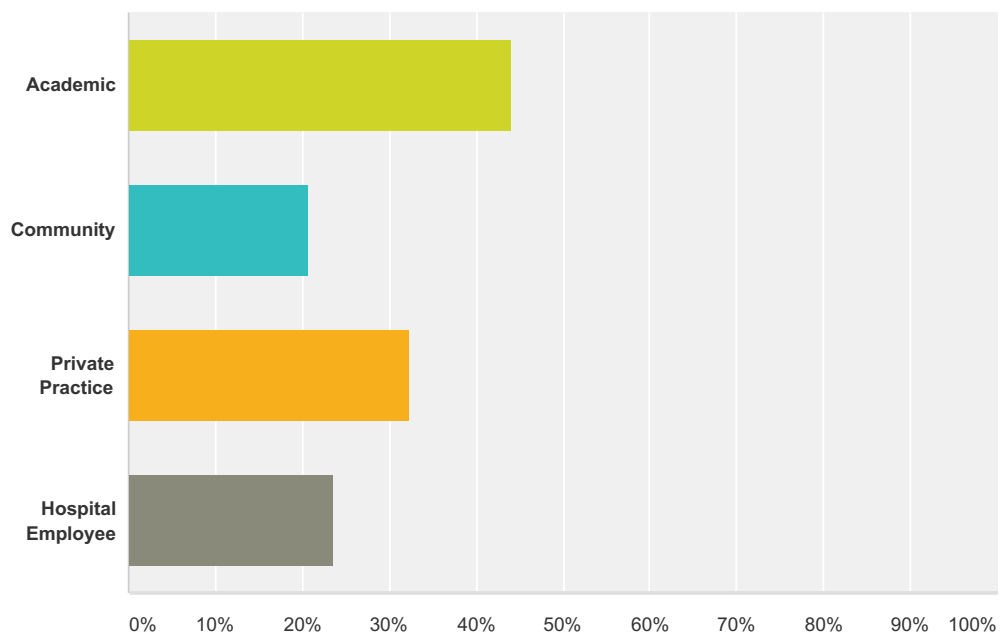
## Fellowship Survey June 2014



Answer Choices	Responses	Count
August, September, October 2013	24.24%	8
November, December 2013	21.21%	7
January, February, March 2014	21.21%	7
After March 2014	33.33%	11
<b>Total</b>		<b>33</b>

## Q24 Please describe your job setting.

Answered: 34 Skipped: 6



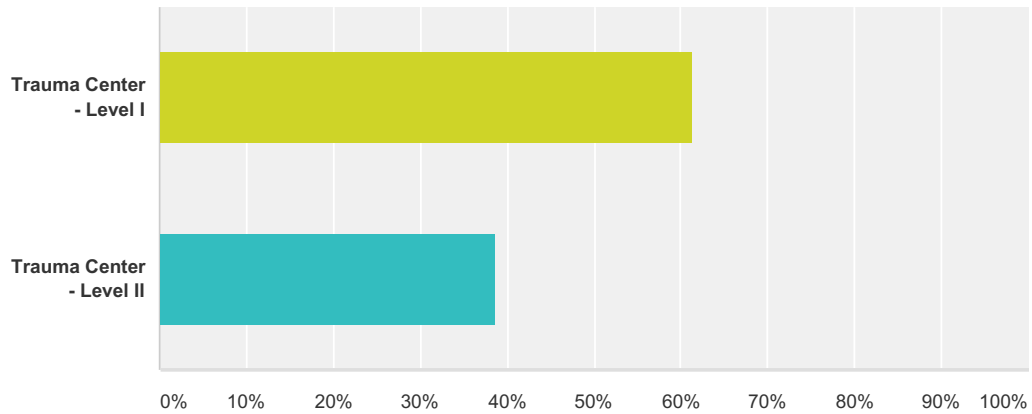


## Fellowship Survey June 2014

Answer Choices	Responses
Academic	44.12% 15
Community	20.59% 7
Private Practice	32.35% 11
Hospital Employee	23.53% 8
<b>Total Respondents: 34</b>	

### Q25 Please describe your job setting.

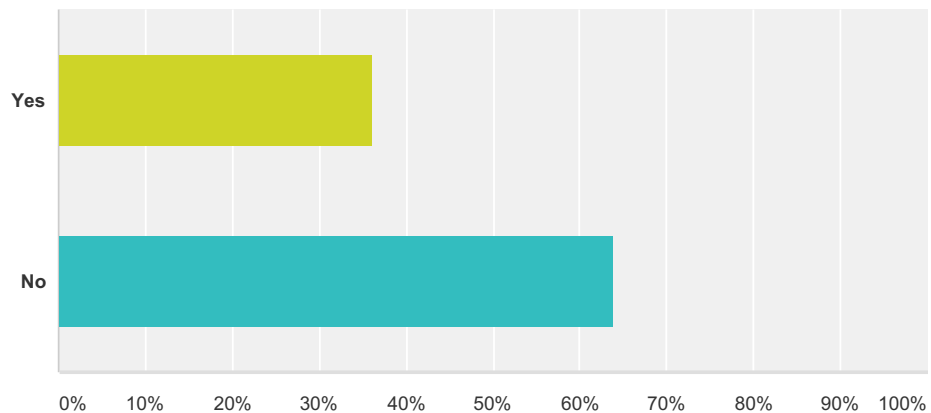
Answered: 31 Skipped: 9



Answer Choices	Responses
Trauma Center - Level I	61.29% 19
Trauma Center - Level II	38.71% 12
<b>Total</b>	<b>31</b>

### Q27 This year there were over 70 trauma fellows. Do you feel this affected your job search?

Answered: 36 Skipped: 4

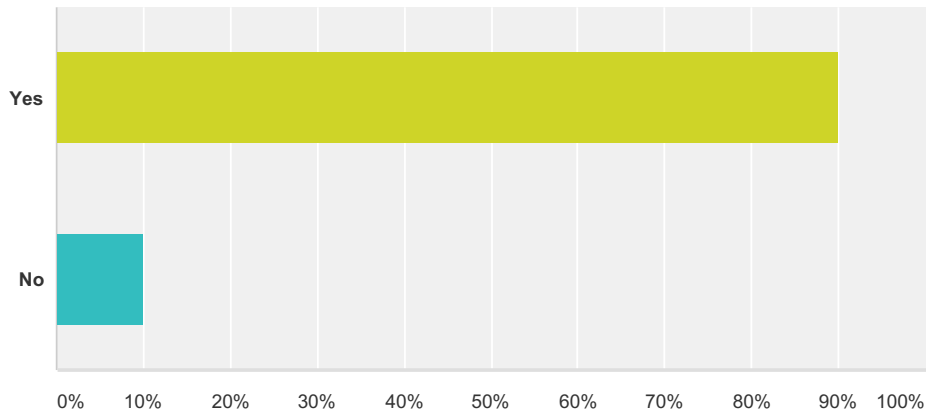


## Fellowship Survey June 2014

Answer Choices	Responses
Yes	36.11% 13
No	63.89% 23
<b>Total</b>	<b>36</b>

### Q28 Do you support the recent efforts to improve educational standards of OTA Trauma Match Fellowship Programs?

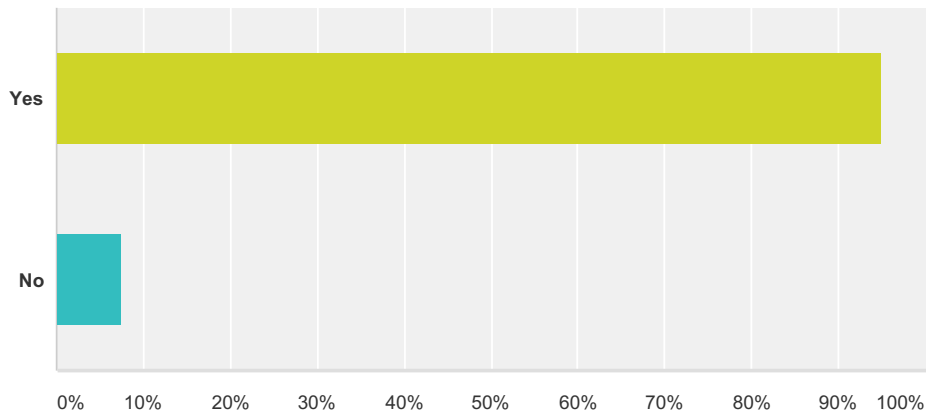
Answered: 40 Skipped: 0



Answer Choices	Responses
Yes	90.00% 36
No	10.00% 4
<b>Total Respondents: 40</b>	

### Q29 Do you have a mentor?

Answered: 40 Skipped: 0



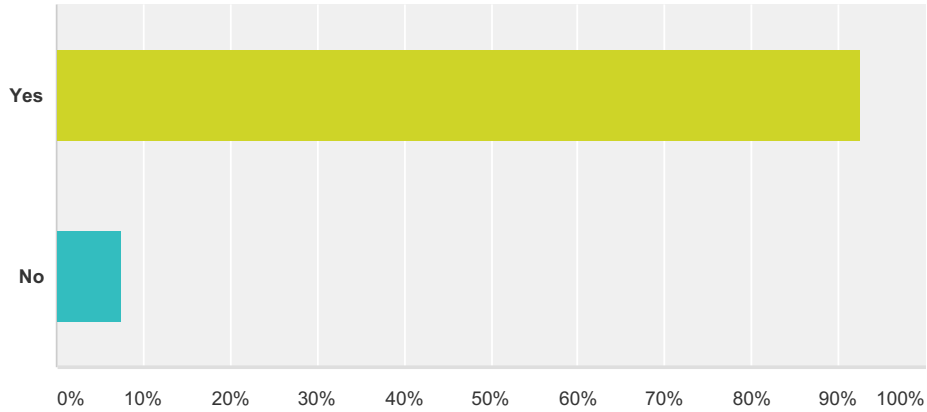
Answer Choices	Responses
----------------	-----------

## Fellowship Survey June 2014

Yes	95.00%	38
No	7.50%	3
<b>Total Respondents: 40</b>		

### Q30 Are you a member of the OTA?

Answered: 40 Skipped: 0



Answer Choices	Responses
Yes	92.50% 37
No	7.50% 3
<b>Total</b>	<b>40</b>

### Q31 If you would like OTA staff to contact you about membership please add your email address:

Answered: 3 Skipped: 37

### Q32 Please provide comments on what the OTA can offer you (your feedback is confidential).

Answered: 7 Skipped: 33