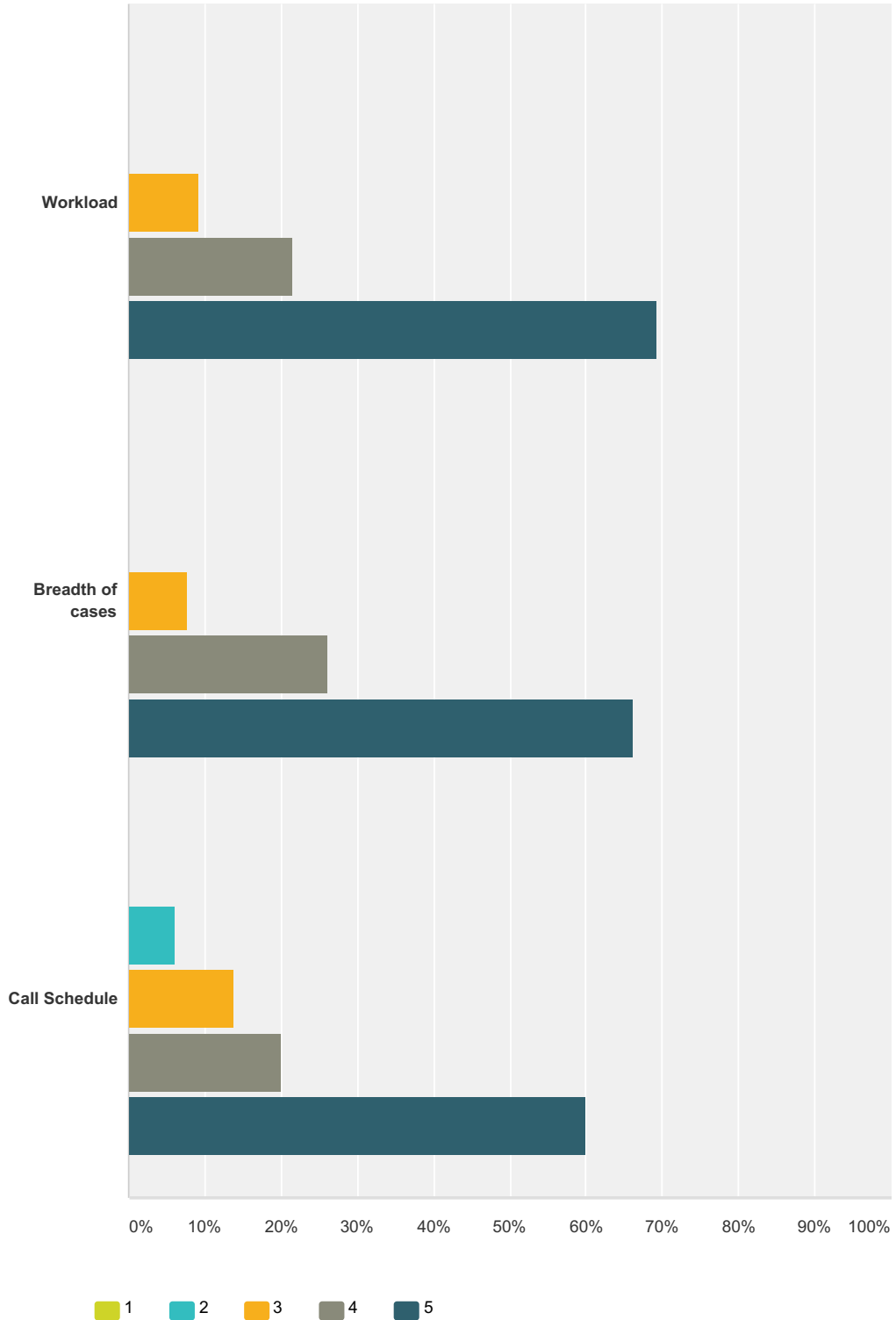


Q1 Please rank your experience during your fellowship year on a scale of 1-5, with 1 being non-satisfactory, and 5 being completely satisfactory.

Answered: 65 Skipped: 0

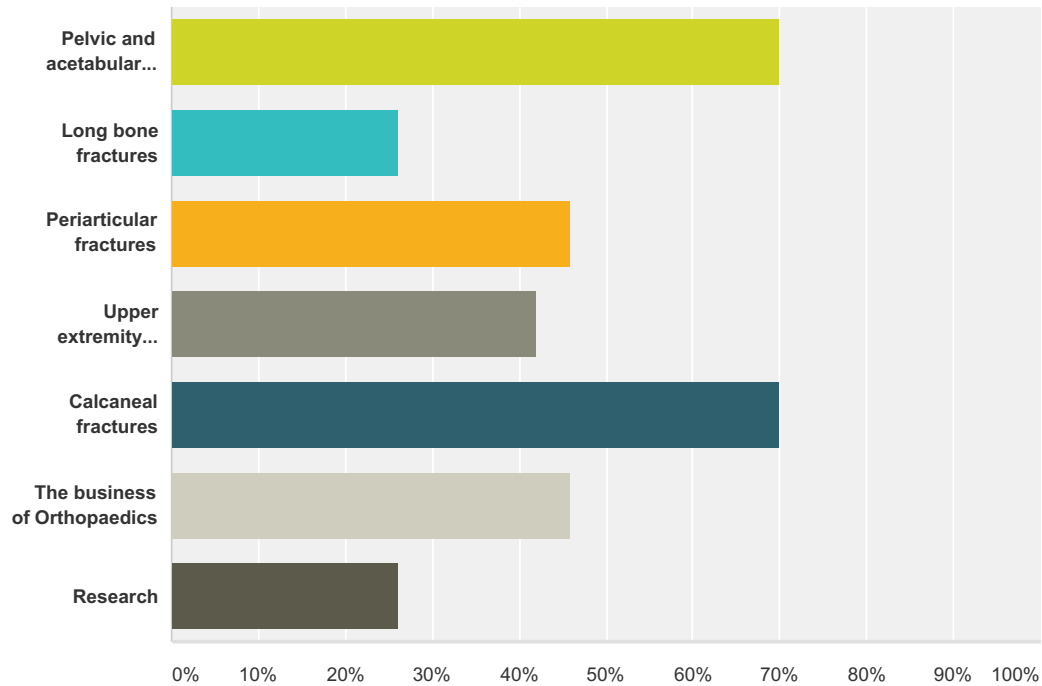


2015 Post Fellowship Survey

	1	2	3	4	5	Total
Workload	0.00% 0	0.00% 0	9.23% 6	21.54% 14	69.23% 45	65
Breadth of cases	0.00% 0	0.00% 0	7.69% 5	26.15% 17	66.15% 43	65
Call Schedule	0.00% 0	6.15% 4	13.85% 9	20.00% 13	60.00% 39	65

Q2 Please check all areas in which you desired additional training during your fellowship year.

Answered: 50 Skipped: 15

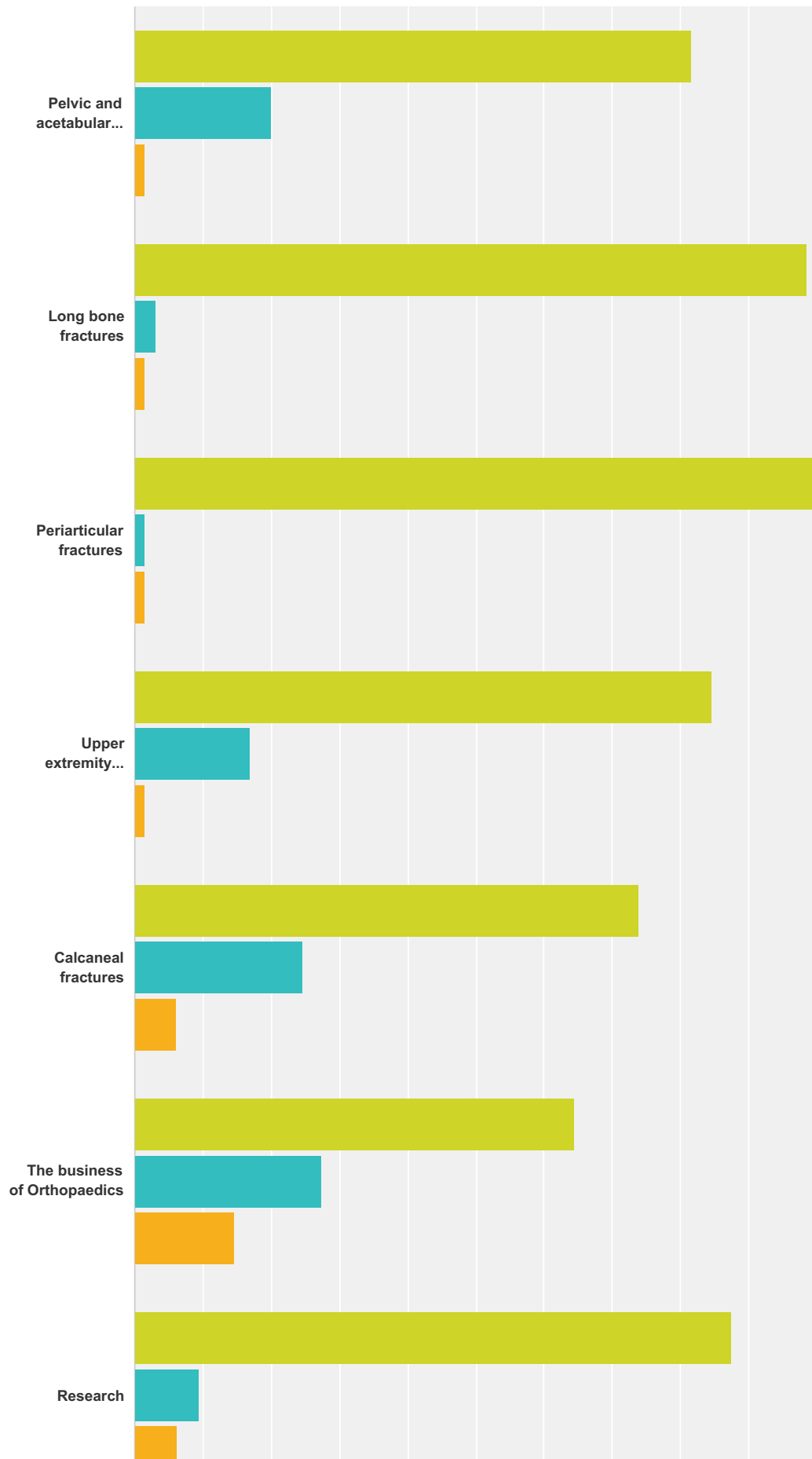


Answer Choices	Responses
Pelvic and acetabular trauma	70.00% 35
Long bone fractures	26.00% 13
Periarticular fractures	46.00% 23
Upper extremity fractures	42.00% 21
Calcaneal fractures	70.00% 35
The business of Orthopaedics	46.00% 23
Research	26.00% 13
Total Respondents: 50	

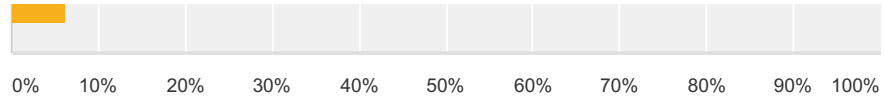
Q3 Did the caseload meet your expectations

Answered: 65 Skipped: 0

2015 Post Fellowship Survey



2015 Post Fellowship Survey

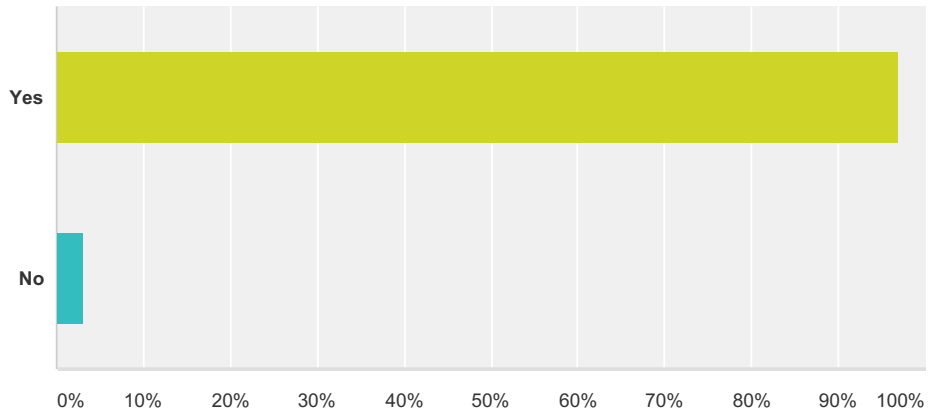


■ Yes
 ■ No
 ■ NA

	Yes	No	NA	Total Respondents
Pelvic and acetabular trauma	81.54% 53	20.00% 13	1.54% 1	65
Long bone fractures	98.46% 64	3.08% 2	1.54% 1	65
Periarticular fractures	100.00% 65	1.54% 1	1.54% 1	65
Upper extremity fractures	84.62% 55	16.92% 11	1.54% 1	65
Calcaneal fractures	73.85% 48	24.62% 16	6.15% 4	65
The business of Orthopaedics	64.52% 40	27.42% 17	14.52% 9	62
Research	87.50% 56	9.38% 6	6.25% 4	64

Q4 Did you participate actively in patient rounds and care?

Answered: 65 Skipped: 0

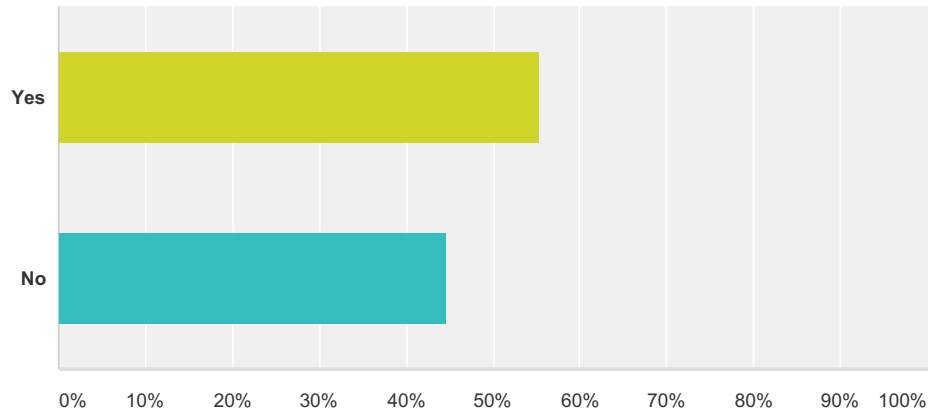


Answer Choices	Responses	
Yes	96.92%	63
No	3.08%	2
Total		65

Q5 Did you take call during your fellowship as an attending?

2015 Post Fellowship Survey

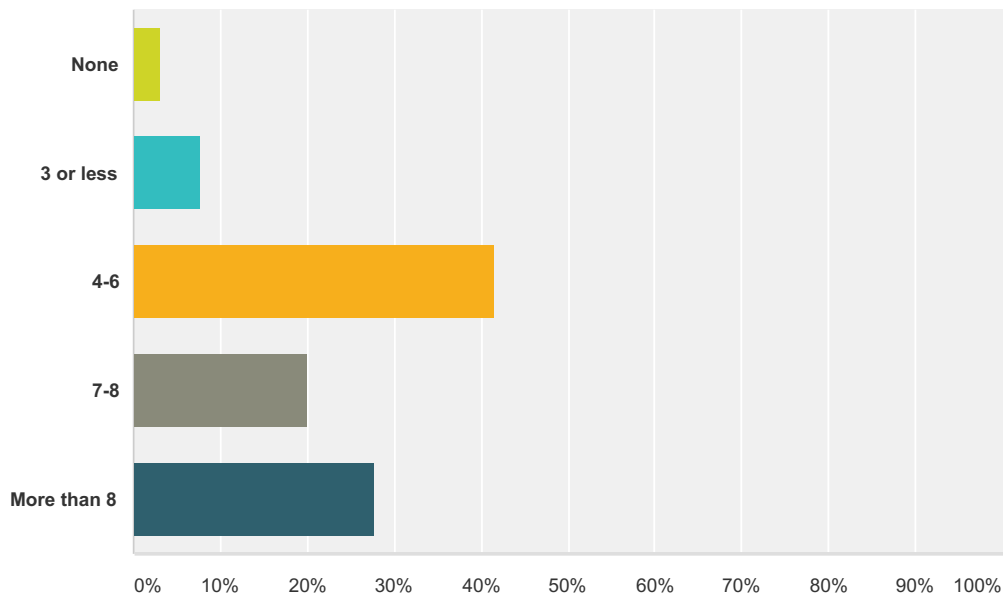
Answered: 65 Skipped: 0



Answer Choices	Responses	Count
Yes	55.38%	36
No	44.62%	29
Total		65

Q6 How many call nights per month (average) did you take during your fellowship year?

Answered: 65 Skipped: 0



Answer Choices	Responses	Count
None	3.08%	2
3 or less	7.69%	5
4-6	41.54%	27

2015 Post Fellowship Survey

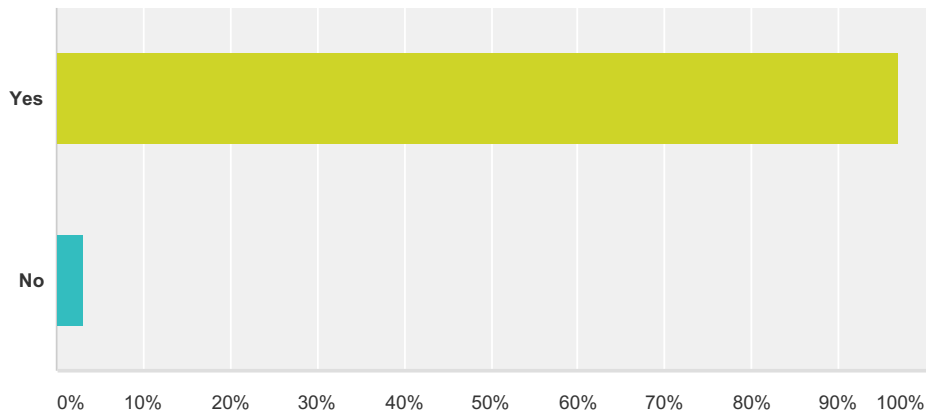
7-8	20.00%	13
More than 8	27.69%	18
Total		65

Q7 If you did take call during your fellowship, please provide constructive feedback:

Answered: 37 Skipped: 28

Q8 Did you attend/participate in clinic regularly?

Answered: 63 Skipped: 2

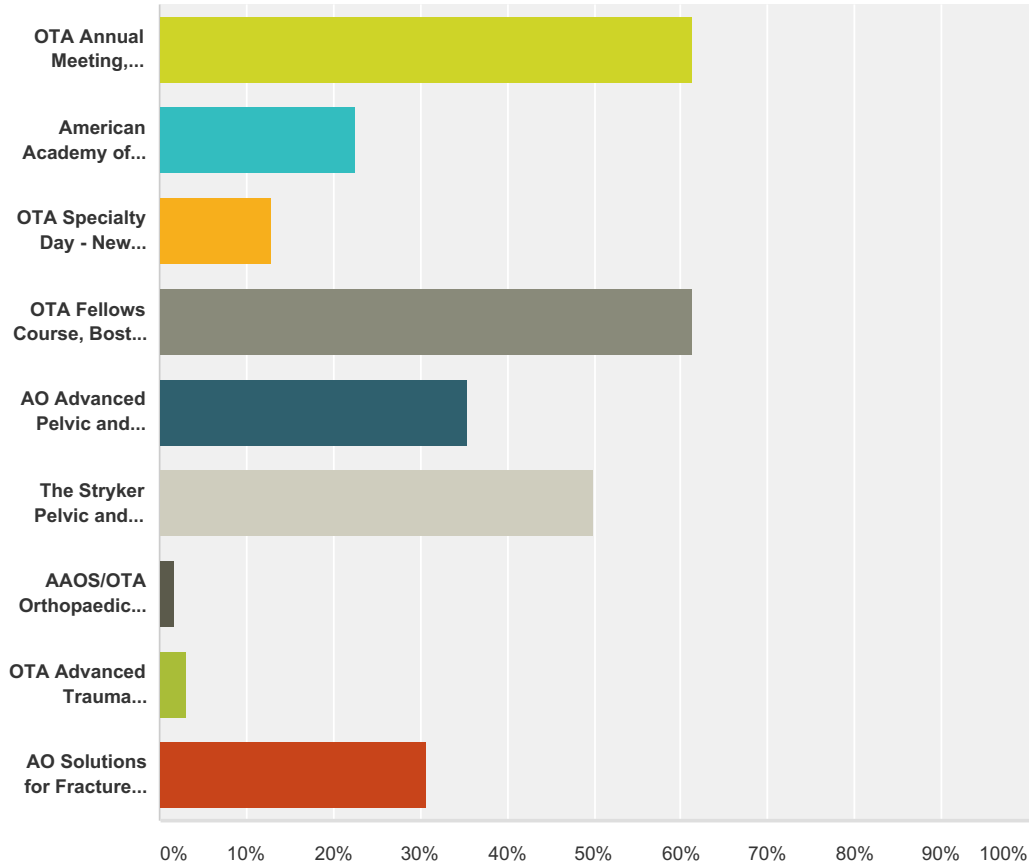


Answer Choices	Responses
Yes	96.83% 61
No	3.17% 2
Total Respondents: 63	

Q9 Indicate which course you attended during the year. Please check all that apply.

Answered: 62 Skipped: 3

2015 Post Fellowship Survey

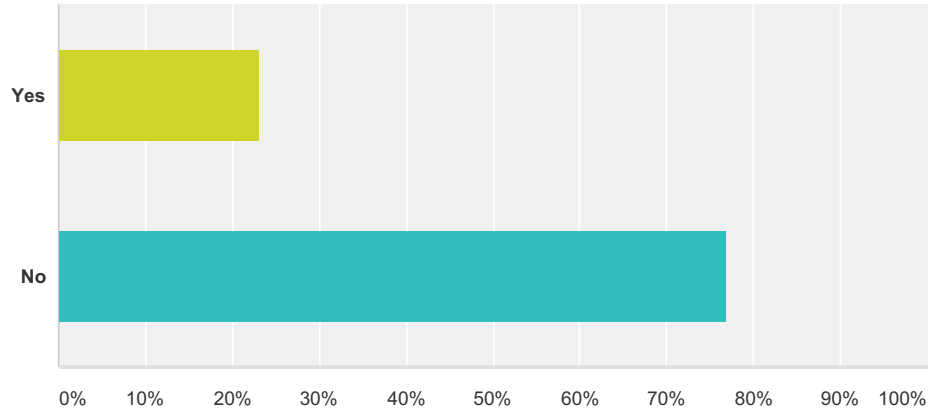


Answer Choices	Responses
OTA Annual Meeting, Phoenix, AZ	61.29% 38
American Academy of Orthopaedic Surgeons Annual Meeting, New Orleans, LA	22.58% 14
OTA Specialty Day - New Orleans, LA	12.90% 8
OTA Fellows Course, Boston, MA	61.29% 38
AO Advanced Pelvic and Acetabular Courses	35.48% 22
The Stryker Pelvic and Acetabular Course for Fellows	50.00% 31
AAOS/OTA Orthopaedic Trauma Update, Lake Buena Vista, FL	1.61% 1
OTA Advanced Trauma Techniques Course, Orlando, FL	3.23% 2
AO Solutions for Fracture Fixation Problems	30.65% 19
Total Respondents: 62	

Q10 Did you have your job position secured prior to your fellowship?

Answered: 65 Skipped: 0

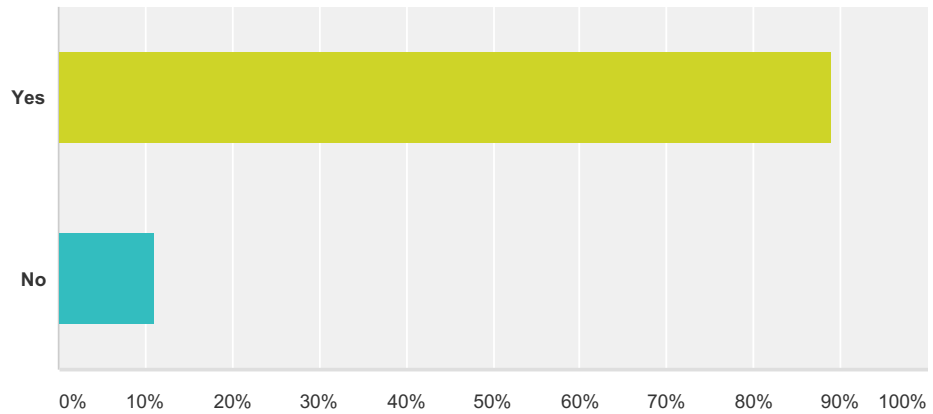
2015 Post Fellowship Survey



Answer Choices	Responses
Yes	23.08% 15
No	76.92% 50
Total	65

Q11 If yes, did you honor your commitment?

Answered: 18 Skipped: 47

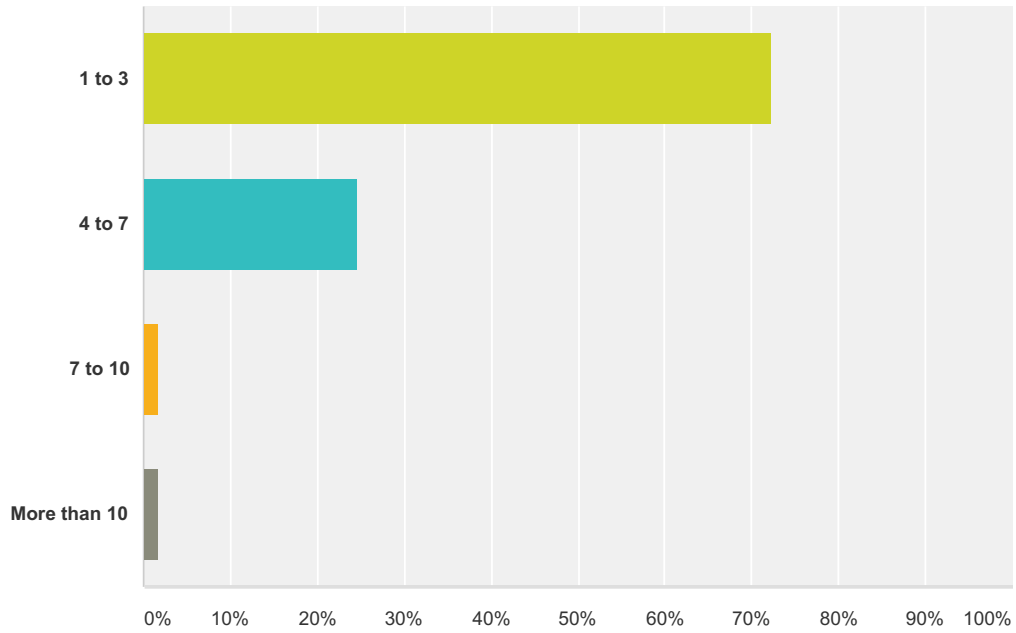


Answer Choices	Responses
Yes	88.89% 16
No	11.11% 2
Total	18

Q12 How many job interviews did you go on to find your job?

Answered: 61 Skipped: 4

2015 Post Fellowship Survey

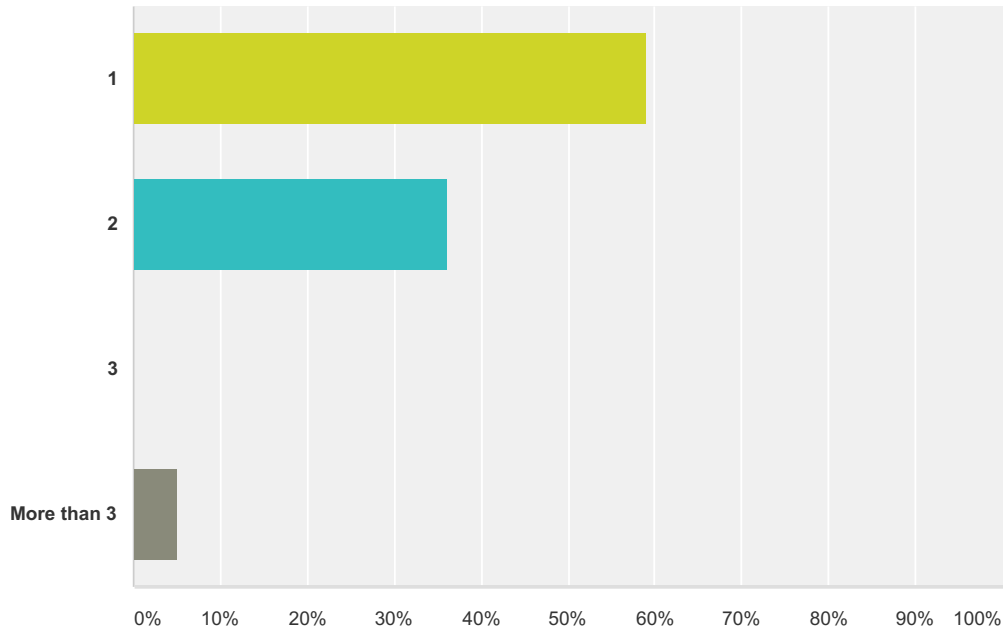


Answer Choices	Responses	Count
1 to 3	72.13%	44
4 to 7	24.59%	15
7 to 10	1.64%	1
More than 10	1.64%	1
Total		61

Q13 For the position you took, how many times did you interview at the location prior to making your decision?

Answered: 61 Skipped: 4

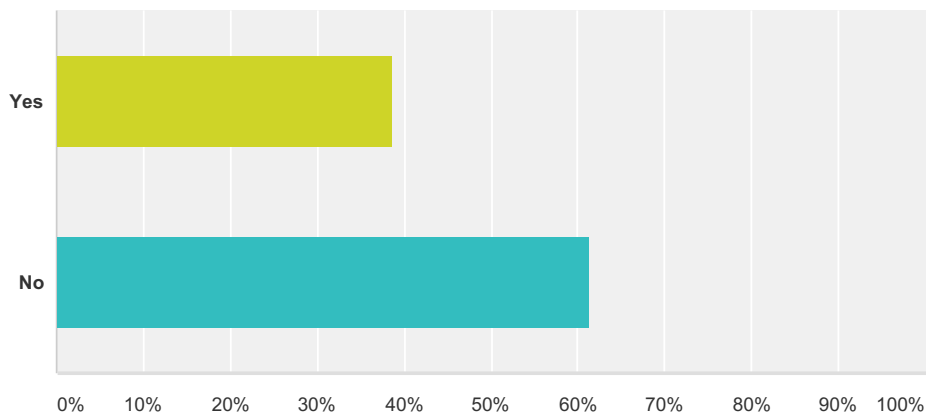
2015 Post Fellowship Survey



Answer Choices	Responses	
1	59.02%	36
2	36.07%	22
3	0.00%	0
More than 3	4.92%	3
Total		61

Q14 Were you offered a signing bonus? If yes, how much?

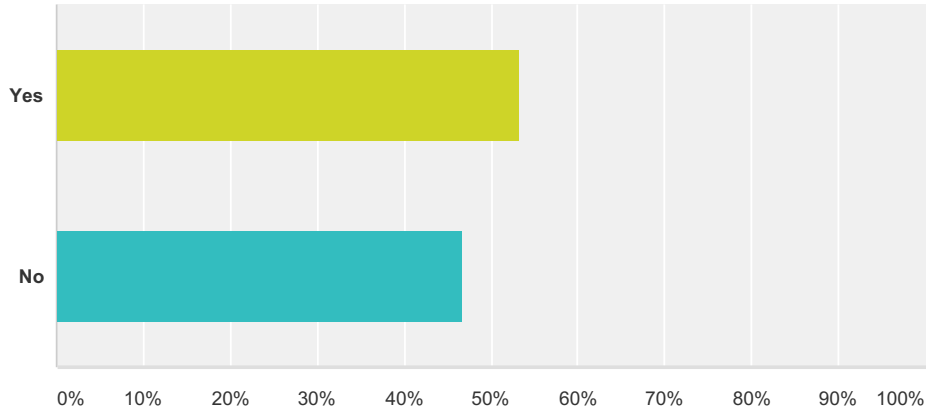
Answered: 62 Skipped: 3



Answer Choices	Responses	
Yes	38.71%	24
No	61.29%	38

Q15 Did you get assistance in obtaining your job from your fellowship Faculty?

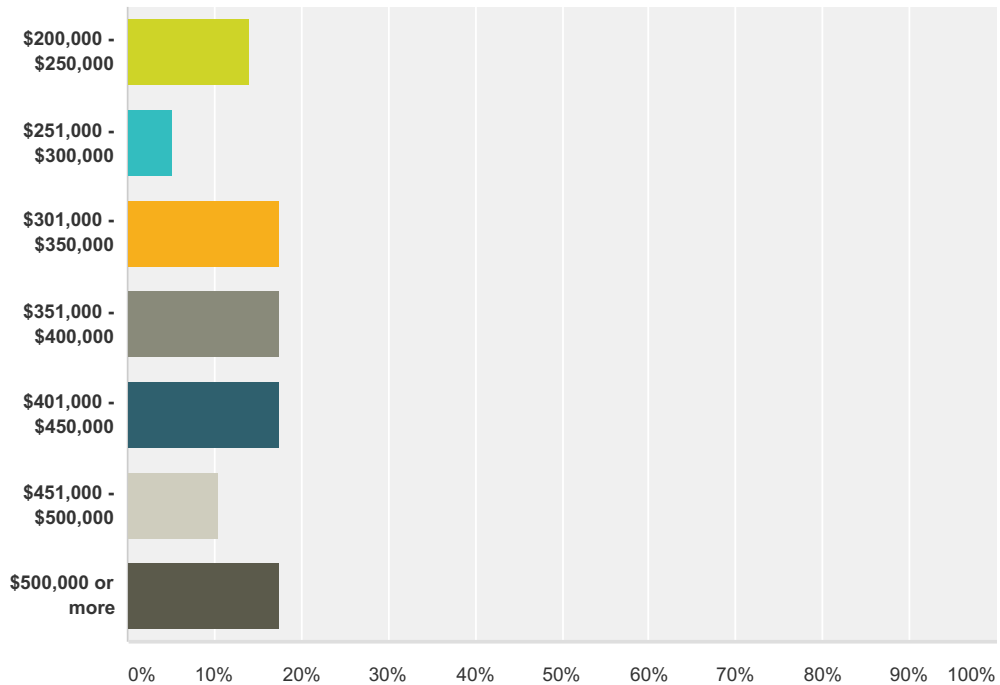
Answered: 62 Skipped: 3



Answer Choices	Responses
Yes	53.23% 33
No	46.77% 29
Total Respondents: 62	

Q16 Please indicate your starting gross take home pay:

Answered: 57 Skipped: 8

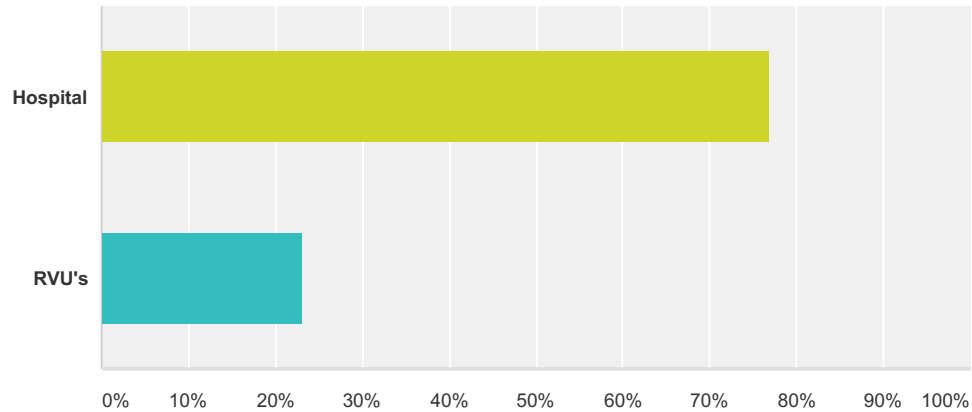


2015 Post Fellowship Survey

Answer Choices	Responses	
\$200,000 - \$250,000	14.04%	8
\$251,000 - \$300,000	5.26%	3
\$301,000 - \$350,000	17.54%	10
\$351,000 - \$400,000	17.54%	10
\$401,000 - \$450,000	17.54%	10
\$451,000 - \$500,000	10.53%	6
\$500,000 or more	17.54%	10
Total		57

Q17 Is your pay based on contributions from the hospital or RVU's?

Answered: 56 Skipped: 9

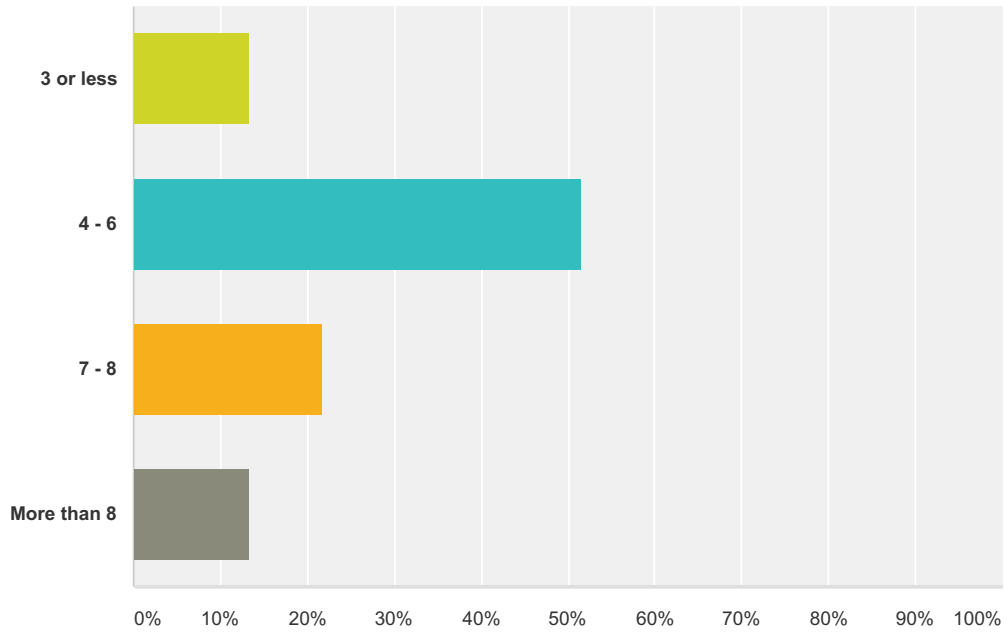


Answer Choices	Responses	
Hospital	76.79%	43
RVU's	23.21%	13
Total		56

Q18 Number of nights on call expected per month:

Answered: 60 Skipped: 5

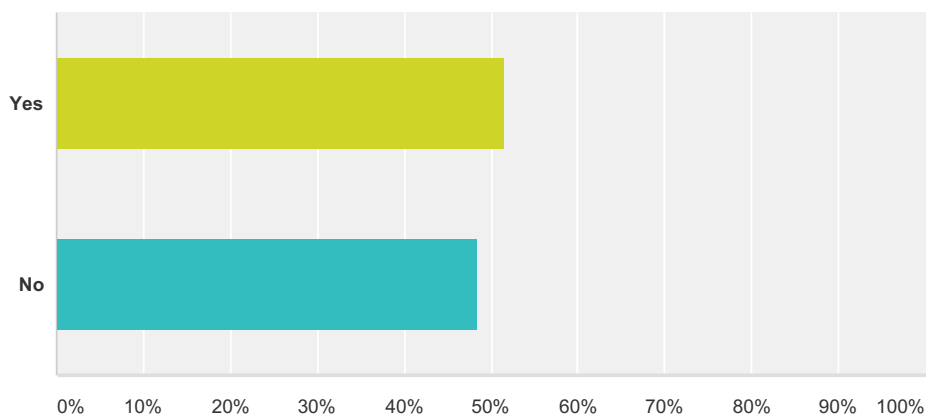
2015 Post Fellowship Survey



Answer Choices	Responses
3 or less	13.33% 8
4 - 6	51.67% 31
7 - 8	21.67% 13
More than 8	13.33% 8
Total	60

Q19 Will you receive call pay?

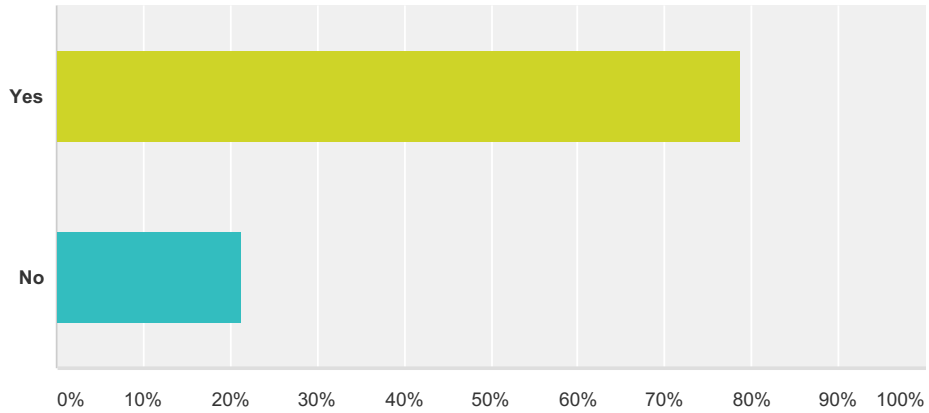
Answered: 60 Skipped: 5



Answer Choices	Responses
Yes	51.67% 31
No	48.33% 29
Total	60

Q20 Do you have a dedicated trauma OR available to you?

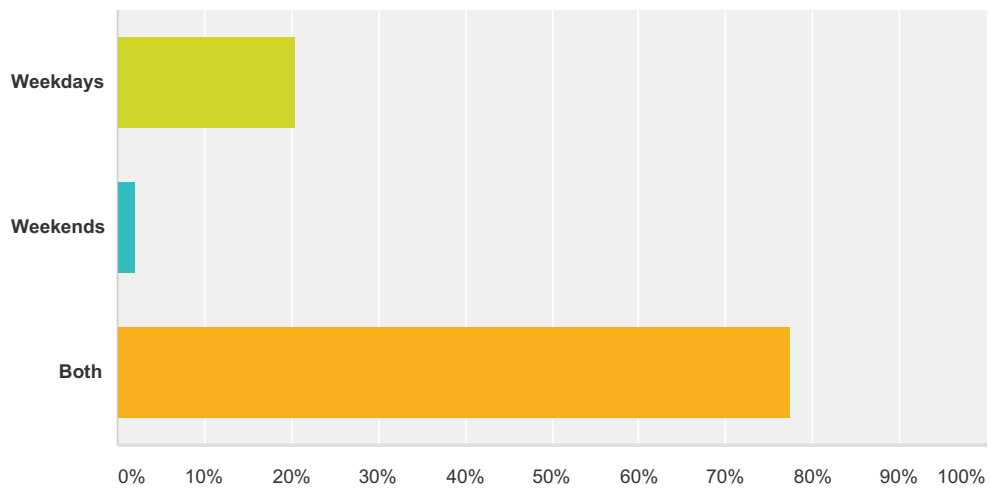
Answered: 61 Skipped: 4



Answer Choices	Responses
Yes	78.69% 48
No	21.31% 13
Total	61

Q21 If you have a dedicated orthopaedic trauma OR, please check availability:

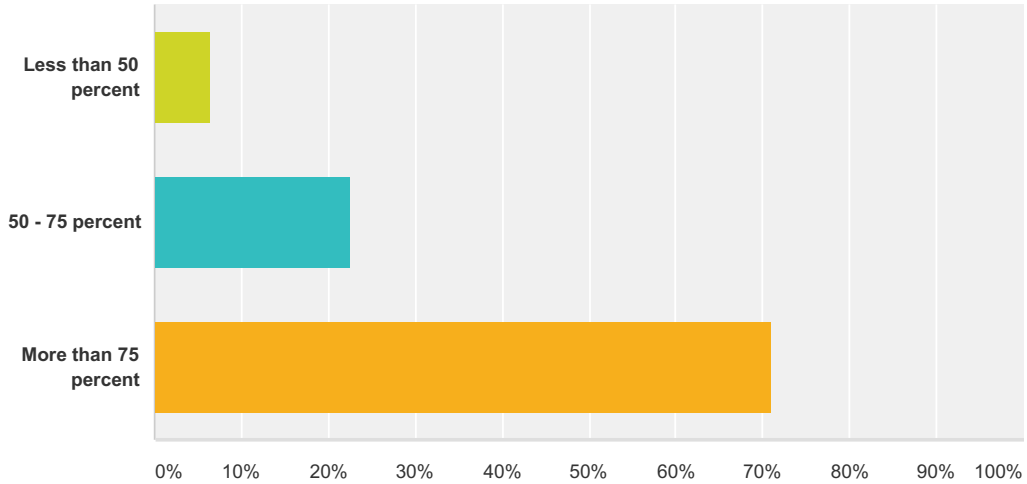
Answered: 49 Skipped: 16



Answer Choices	Responses
Weekdays	20.41% 10
Weekends	2.04% 1
Both	77.55% 38

Q22 What percentage of your practice do you anticipate being devoted to trauma?

Answered: 62 Skipped: 3

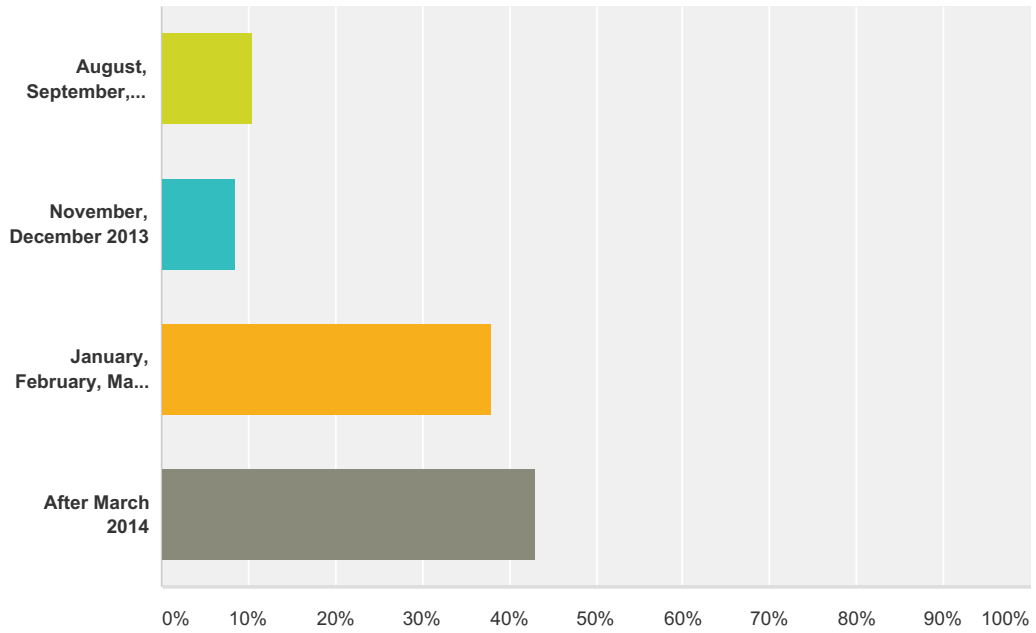


Answer Choices	Responses
Less than 50 percent	6.45% 4
50 - 75 percent	22.58% 14
More than 75 percent	70.97% 44
Total	62

Q23 At what time in the year did you secure your job? This should be the date you signed your contract.

Answered: 58 Skipped: 7

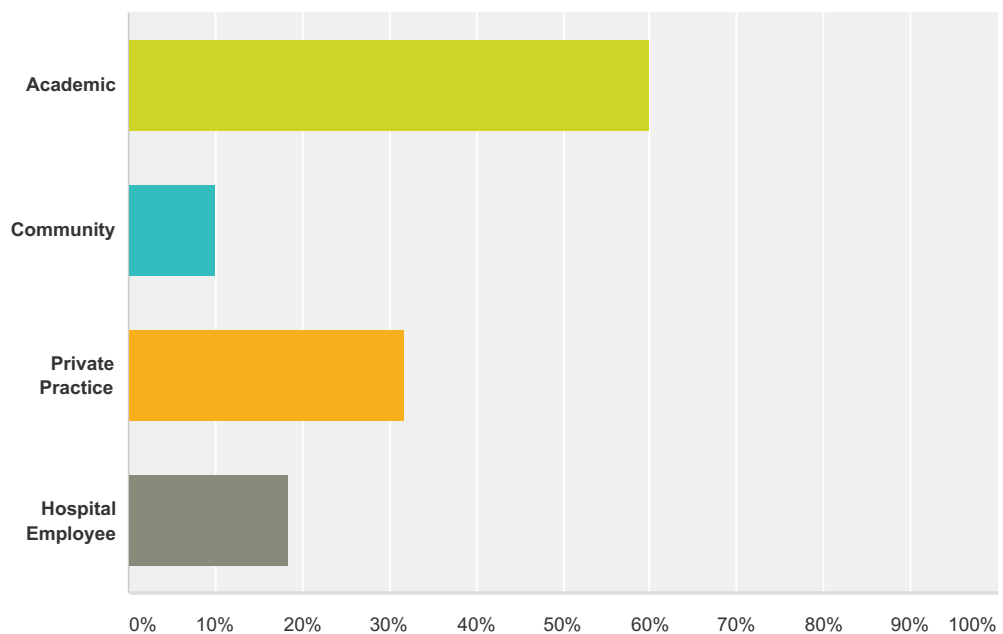
2015 Post Fellowship Survey



Answer Choices	Responses	Count
August, September, October 2013	10.34%	6
November, December 2013	8.62%	5
January, February, March 2014	37.93%	22
After March 2014	43.10%	25
Total		58

Q24 Please describe your job setting.

Answered: 60 Skipped: 5

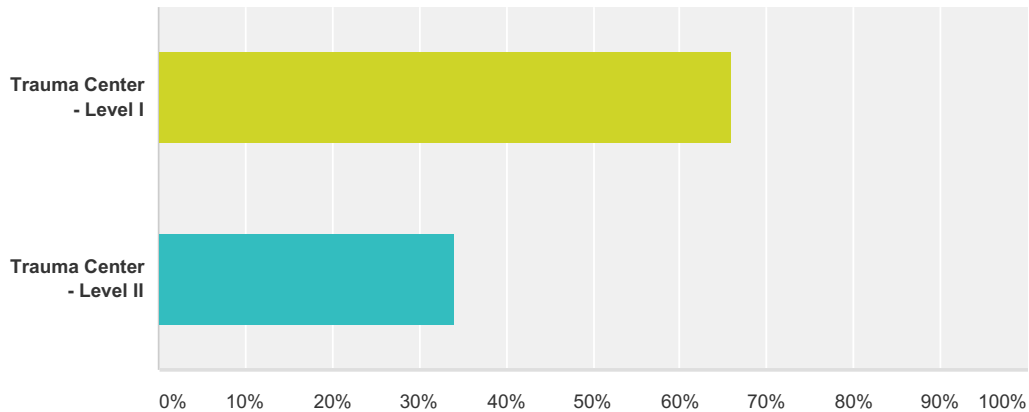


2015 Post Fellowship Survey

Answer Choices	Responses
Academic	60.00% 36
Community	10.00% 6
Private Practice	31.67% 19
Hospital Employee	18.33% 11
Total Respondents: 60	

Q25 Please describe your job setting.

Answered: 56 Skipped: 9



Answer Choices	Responses
Trauma Center - Level I	66.07% 37
Trauma Center - Level II	33.93% 19
Total	56

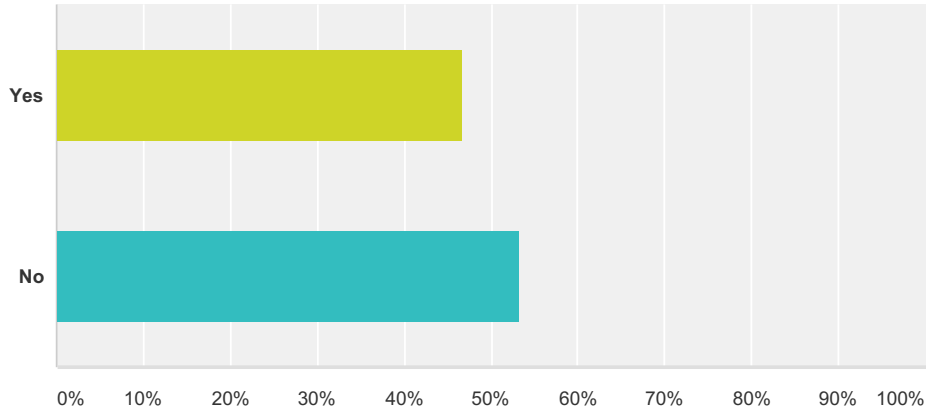
Q26 Please provide comments about your fellowship. You may disclose the name of your fellowship if you wish.

Answered: 43 Skipped: 22

Q27 This year there were fewer applicants to trauma fellowships. Did you feel like your job options were limited due to an overabundance of trauma fellowship trained job applicants?

Answered: 60 Skipped: 5

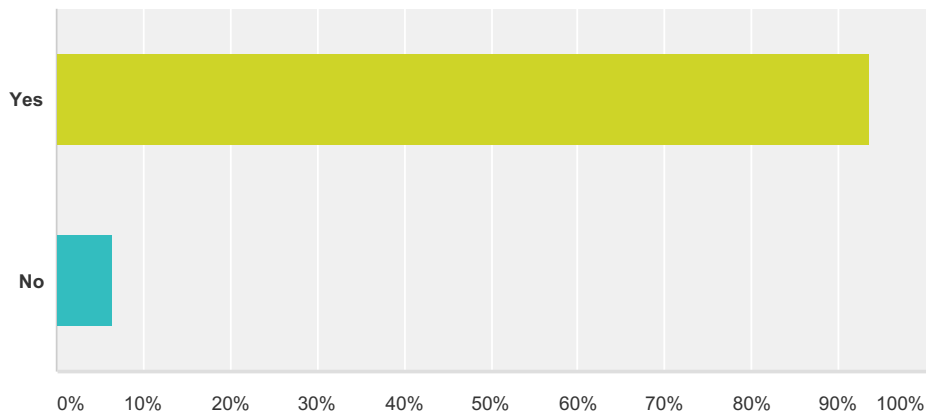
2015 Post Fellowship Survey



Answer Choices	Responses	Count
Yes	46.67%	28
No	53.33%	32
Total		60

Q28 Do you support the recent efforts to improve educational standards of OTA Trauma Match Fellowship Programs?

Answered: 61 Skipped: 4

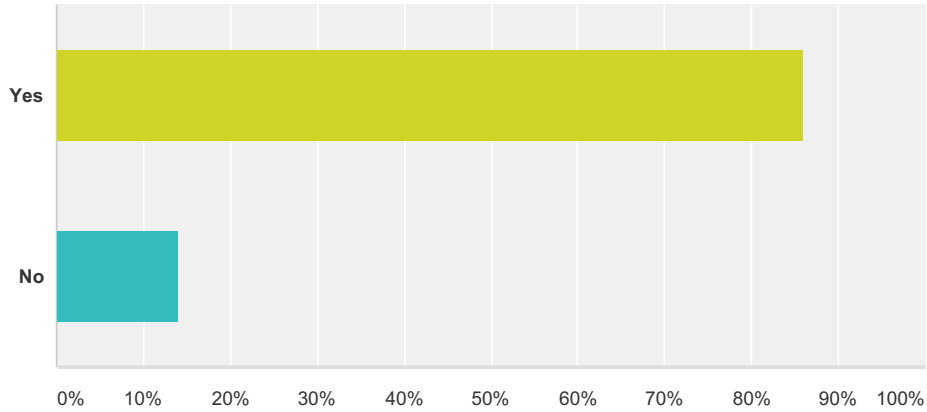


Answer Choices	Responses	Count
Yes	93.44%	57
No	6.56%	4
Total Respondents: 61		

Q29 Do you have a mentor?

Answered: 64 Skipped: 1

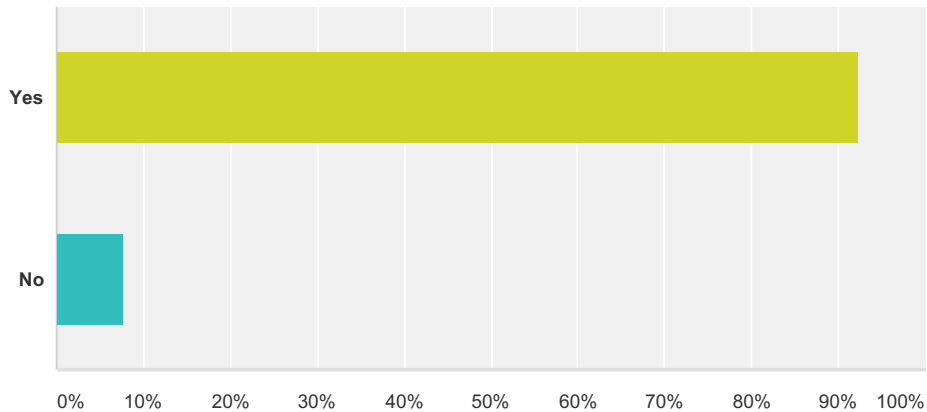
2015 Post Fellowship Survey



Answer Choices	Responses
Yes	85.94% 55
No	14.06% 9
Total Respondents: 64	

Q30 Are you a member of the OTA?

Answered: 65 Skipped: 0



Answer Choices	Responses
Yes	92.31% 60
No	7.69% 5
Total	65

Q31 If you would like OTA staff to contact you about membership please add your email address:

Answered: 6 Skipped: 59

Q32 Please provide comments on what the

OTA can offer you (your feedback is confidential).

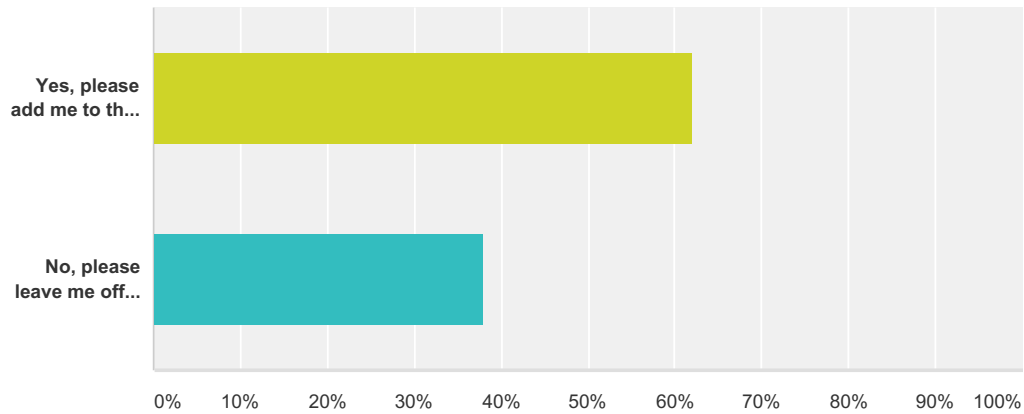
Answered: 16 Skipped: 49

Q33 What is one thing you would change about your trauma fellowship training?

Answered: 43 Skipped: 22

Q34 The OTA receives information about other educational opportunities available to fellows from other organizations or industry, are you interested in receiving this information?

Answered: 63 Skipped: 2

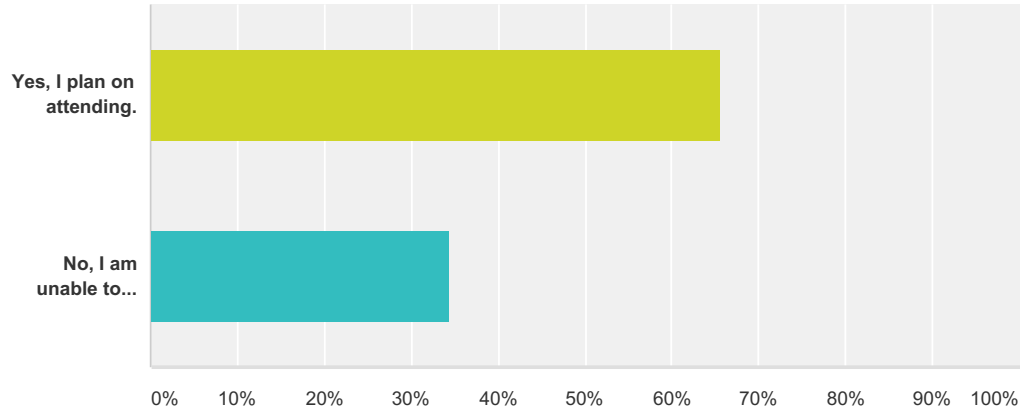


Answer Choices	Responses	
Yes, please add me to this distribution list.	61.90%	39
No, please leave me off of this distribution list.	38.10%	24
Total		63

Q35 OTA plans to hold a graduation reception at the OTA annual meeting. Do you plan on attending this reception?

Answered: 64 Skipped: 1

2015 Post Fellowship Survey



Answer Choices	Responses	
Yes, I plan on attending.	65.63%	42
No, I am unable to attend.	34.38%	22
Total		64